



Designation: A 892 – 88 (Reapproved 2001)

## Standard Guide for Defining and Rating the Microstructure of High Carbon Bearing Steels<sup>1</sup>

This standard is issued under the fixed designation A 892; the number immediately following the designation indicates the year of original adoption or, in the case of revision, the year of last revision. A number in parentheses indicates the year of last reapproval. A superscript epsilon ( $\epsilon$ ) indicates an editorial change since the last revision or reapproval.

### 1. Scope

1.1 This guide covers the description of carbide structures in annealed high carbon bearing steels.

1.2 Included is a guide for rating steel specimens by a graded series of photomicrographs showing the incidence of certain conditions.

1.3 The reference photomicrographs are graded illustrations of annealed carbides categorized by size, network and lamellar content (shape).

1.4 This guide is to facilitate communication and description of microstructure. It does not establish limits of acceptability. Such limits are a matter of agreement between user and producer.

1.5 *This standard does not purport to address all of the safety concerns, if any, associated with its use. It is the responsibility of the user of this standard to establish appropriate safety and health practices and determine the applicability of regulatory limitations prior to use.*

### 2. Referenced Documents

2.1 *ASTM Standards:*

E 3 Methods of Preparation of Metallographic Specimens<sup>2</sup>

E 407 Practice for Microetching Metals and Alloys<sup>2</sup>

### 3. Apparatus

3.1 In order to adequately compare the structure of a specimen with the photomicrographs, it will be necessary to view a properly prepared sample at 1000 $\times$  magnification with good resolution.

### 4. Specimen Preparation

4.1 Samples which represent a portion of the cross section of the material shall be prepared using the practices described in Methods E 3. The size of the sample shall be negotiated between the user and the producer. It may be a full cross section but should not be too large for practical handling in the polishing operation.

4.2 The properly polished specimens shall be etched in a suitable etchant which will clearly delineate the annealed carbide structure of the material being examined as described in Test Methods E 407. Nital (2 %) will frequently be an adequate etchant for routine examination. When critical or detailed analysis of structures is required, the recommended etchant is Picral (saturated).

### 5. Description

5.1 The reference photomicrographs are arranged into three categories as follows: carbide size (CS), carbide network (CN), and lamellar content (LC).

5.2 Six photomicrographs for each category are provided and are identified by category and number, for example, CS1-CS6, CN1-CN6, and LC1-LC6 as shown in Figs. 1-3. Higher numbers indicate a larger number or greater degree of severity of the category being rated.

5.2.1 Actual counted number of carbides per 400  $\mu\text{m}^2$  determined from the carbide size series of photomicrographs is as follows: (Reported counts are the average of three measurements.)

CS1 508

CS2 419

CS3 324

CS4 234

CS5 165

CS6 115

### 6. Procedure for Evaluation

6.1 Using an optical metallograph and a magnification of 1000 $\times$ , examine a properly prepared and etched specimen. Select a field which is representative of the category to be graded and compare it to the photomicrographs which are part of this method. The rating will be the number of that photo which most closely resembles the appearance of the specimen. A separate field may be used for each category or a single field may be rated for more than one category. An example rating is: CS4, CN2, LC1.


### 7. Keywords

7.1 antifriction bearings; bearing steel; chromium alloy steel; metallography

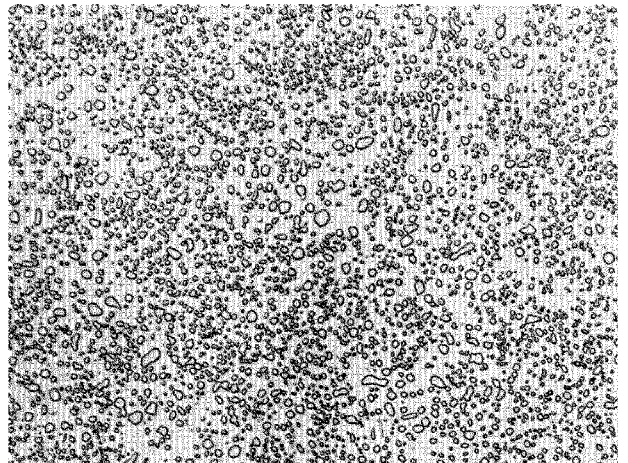
<sup>1</sup> This guide is under the jurisdiction of Committee A01 on Steel, Stainless Steel, and Related Alloys and is the direct responsibility of Subcommittee A01.28 on Bearing Steels.

Current edition approved Dec. 30, 1988. Published February 1989.


<sup>2</sup> *Annual Book of ASTM Standards*, Vol 03.01.



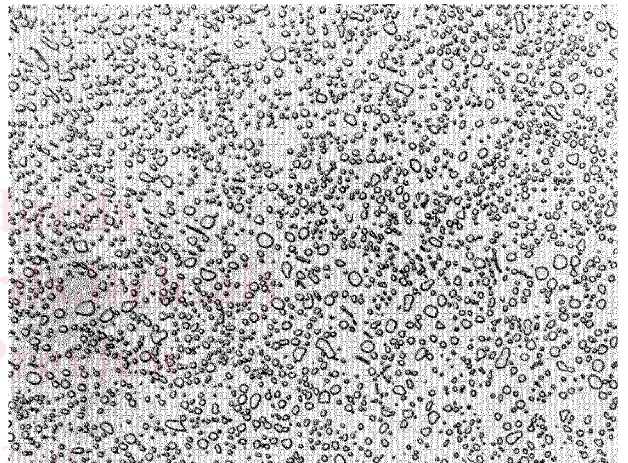
CS1




CS4




CS2



CS5



CS3



CS6

FIG. 1 Carbide Size