



Designation: C1621/C1621M-09a Designation: C 1621/C 1621M – 09b

Standard Test Method for Passing Ability of Self-Consolidating Concrete by J-Ring¹

This standard is issued under the fixed designation C 1621/C 1621M; the number immediately following the designation indicates the year of original adoption or, in the case of revision, the year of last revision. A number in parentheses indicates the year of last reapproval. A superscript epsilon (ϵ) indicates an editorial change since the last revision or reapproval.

1. Scope*

1.1 ~~This test method covers determination of the passing ability of self-consolidating concrete by using the J-Ring in combination with a mold. The test method is limited to concrete with nominal maximum size of aggregate of up to 25 mm [1 in.]. This test method covers determination of the passing ability of self-consolidating concrete by using the J-Ring in combination with a mold.~~

1.2 The values stated in either SI units or inch-pound units are to be regarded separately as standard. The values stated in each system may not be exact equivalents; therefore, each system shall be used independently of the other. Combining values from the two systems may result in non-conformance with the standard.

1.3 The text of this standard references notes and footnotes that provide explanatory material. These notes and footnotes (excluding those in tables and figures) shall not be considered as requirements of the standard.

1.4 *This standard does not purport to address all of the safety concerns, if any, associated with its use. It is the responsibility of the user of this standard to establish appropriate safety and health practices and determine the applicability of regulatory limitations prior to use. (Warning—Fresh hydraulic cementitious mixtures are caustic and may cause chemical burns to skin and tissue upon prolonged exposure.)*²⁾

2. Referenced Documents

2.1 *ASTM Standards:*³

C 125 Terminology Relating to Concrete and Concrete Aggregates

C 143/C 143M Test Method for Slump of Hydraulic-Cement Concrete

C 172 Practice for Sampling Freshly Mixed Concrete

C 173/C 173M Test Method for Air Content of Freshly Mixed Concrete by the Volumetric Method

C 1611/C 1611M Test Method for Slump Flow of Self-Consolidating Concrete

3. Terminology

3.1 Definitions:

3.1.1 For definitions of terms used in this test method, refer to Terminology C 125.

3.2 Definitions of Terms Specific to This Standard:

3.2.1 *halo, n*—an observed cement paste or mortar ring that has clearly separated from the coarse aggregate, around the outside circumference of concrete after flowing from the mold.

3.2.2 *J-ring, n*—an apparatus consisting of a rigid ring supported on sixteen 16 mm [$\frac{5}{8}$ in.] diameter rods equally spaced on a 300 mm [12 in.] diameter circle 100 mm [4 in.] above a flat surface as shown in Fig. 1.

3.2.3 *J-ring flow, n*—the distance of lateral flow of concrete using the J-Ring in combination with a mold.

3.2.4 *passing ability, n*—the ability of self-consolidating concrete to flow under its own weight (without vibration) and fill completely all spaces within intricate formwork, containing obstacles, such as reinforcement.

4. Summary of Test Method

4.1 A sample of freshly mixed concrete is placed in a mold, either in the upright or inverted position, that is concentric with the J-Ring (Fig. 2). The concrete is placed in one lift without tamping or vibration. The mold is raised, and the concrete is allowed to spread through the J-Ring (Fig. 3). After spreading ceases, two diameters of the concrete mass are measured in approximately orthogonal directions. J-Ring flow is the average of the two diameters. The test is repeated without the J-Ring to obtain the slump

¹ This test method is under the jurisdiction of ASTM Committee C09 on Concrete and Concrete Aggregates and is the direct responsibility of Subcommittee C09.47 on Self-Consolidating Concrete.

Current edition approved July 1, 2009. Published July/August 2009. Originally approved in 2006. Last previous edition approved in 2009 as C 1621/C 1621M – 09a.

² Section on Safety Precautions, Manual of Aggregate and Concrete Testing, *Annual Book of ASTM Standards*, Vol. 04.02.

³ For referenced ASTM standards, visit the ASTM website, www.astm.org, or contact ASTM Customer Service at service@astm.org. For *Annual Book of ASTM Standards* volume information, refer to the standard's Document Summary page on the ASTM website.

*A Summary of Changes section appears at the end of this standard.

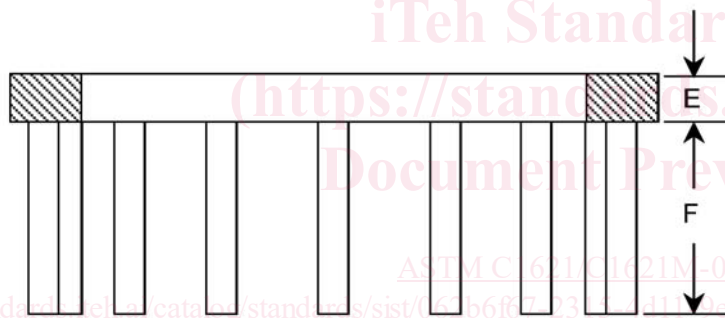
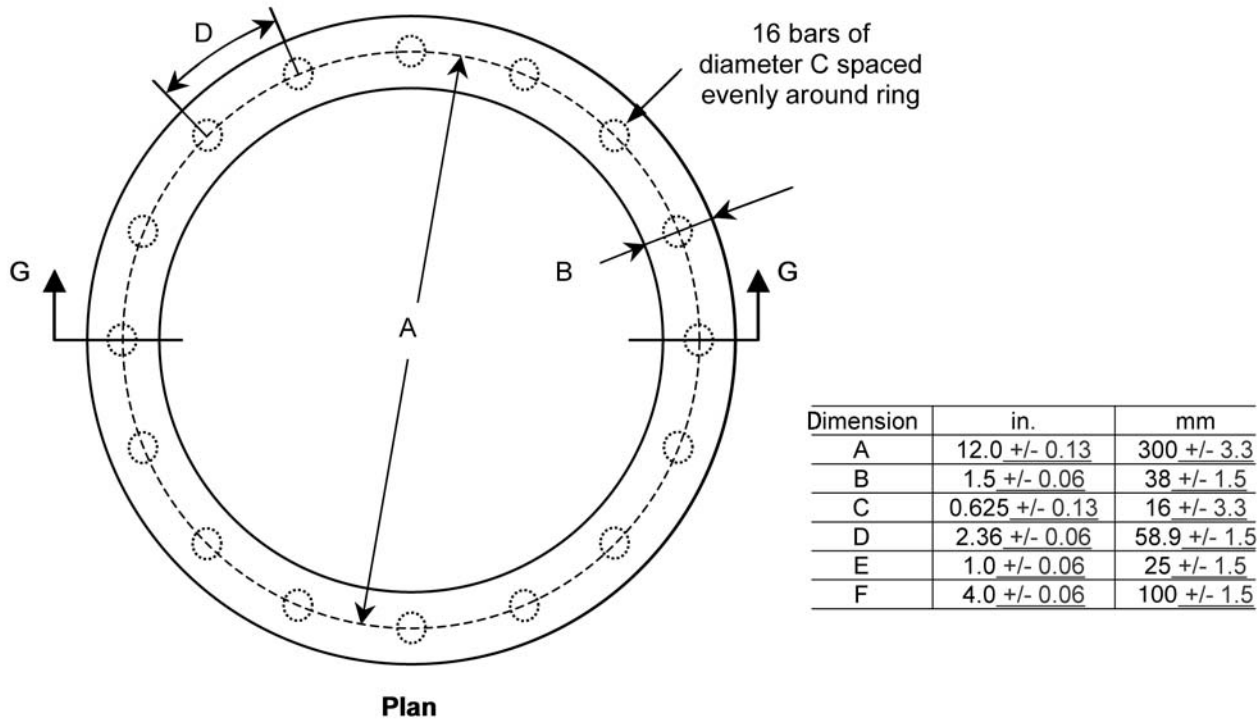


FIG. 1 J-Ring Apparatus

flow. The difference between the slump flow and J-Ring flow is an indicator of the passing ability of the concrete.

5. Significance and Use

5.1 This test method provides a procedure to determine the passing ability of self-consolidating concrete mixtures. The difference between the slump flow and J-Ring flow is an indication of the passing ability of the concrete. A difference less than 25 mm [1 in.] indicates good passing ability and a difference greater than 50 mm [2 in.] indicates poor passing ability. The orientation of the mold for the J-Ring test and for the slump flow test without the J-Ring shall be the same.

5.2 This test method is applicable for laboratory use in comparing the passing ability of different concrete mixtures. It is also applicable in the field as a quality control test. Significance and Use

5.1 This test method provides a procedure to determine the passing ability of self-consolidating concrete. This test method is applicable for laboratory use in comparing the passing ability of different concrete mixtures. It is also applicable in the field as a quality control test.

5.2 The difference between the slump flow and J-Ring flow is an indication of the passing ability of the concrete. A difference less than 25 mm [1 in.] indicates good passing ability and a difference greater than 50 mm [2 in.] indicates poor passing ability. The orientation of the mold for the J-Ring test and for the slump flow test without the J-Ring shall be the same.

5.3 This test method is limited to self-consolidating concrete with nominal maximum size of aggregate of up to 25 mm [1 in.].

6. Apparatus

6.1 *J-Ring*—The apparatus shall consist of a steel (or equivalent nonabsorbent, rigid material) ring measuring 300 mm [12 in.] in diameter at the center of the ring and 25 mm [1 in.] in thickness, and sixteen 16 mm [⁵/₈ in.] diameter smooth steel rods spaced

evenly around the ring measuring 100 mm [4 in.] in length (see Fig. 1).

6.2 *Mold*—The mold used in this test method is ~~as~~ shall conform to that described in Test Method C 143/C 143M, except that the foot pieces are removed when the test is performed with the mold in the upright position (Procedure A).

6.3 *Base Plate*—A nonabsorbent, smooth, rigid plate having a minimum diameter of ~~at least~~ 915 mm [36 in.].

NOTE 1—Field experience has shown that base plates made from sealed or laminated plywood, rigid plastic, or steel are suitable for performing this test.




FIG. 2 J-Ring Setup with Inverted Mold Filled with Concrete




FIG. 3 J-Ring Flow

6.4 ~~Strike-Off Bar~~ *Strike-off Bar*—As described in Test Method C 173/C 173M.

6.5 *Measuring Device*—A ruler, metal roll-up measuring tape, or similar rigid or semi-rigid length-measuring instrument marked in increments of 5 mm [$\frac{1}{4}$ in.] or less.

7. Sample

7.1 The sample of concrete from which test specimens are made shall be representative of the entire batch. It shall be obtained in accordance with Practice C 172.

8. Procedure

8.1 Perform the test on a flat, level, and nonabsorbent surface such as a concrete floor or a base plate. Use the base plate in conditions where a flat, level surface is not available, such as on a construction site. When the base plate is used, position and shim the base plate so that it is fully supported, flat, and level. Pre-moisten the work surface or base-plate with a damp towel, rag, or sponge. Rest the J-Ring on the work surface or at the center of the base plate.

8.1.1 When performing the slump flow test for a given study or project, do not change the base plate type for the duration of the study or project.