

# INTERNATIONAL STANDARD

# ISO 7001

Third edition  
2007-11-01

**AMENDMENT 3**  
2016-06-01

---

---

## Graphical symbols — Public information symbols

### AMENDMENT 3

*Symboles graphiques — Symboles destinés à l'information du public*  
*AMENDEMENT 3*

iTeh Standards  
(<https://standards.iteh.ai>)  
Document Preview

ISO 7001:2007/Amd 3:2016

<https://standards.iteh.ai/catalog/standards/iso/2bb13dc2-8584-49f5-a8d9-504a69d84d1e/iso-7001-2007-amd-3-2016>



Reference number  
ISO 7001:2007/Amd.3:2016(E)

© ISO 2016

iTeh Standards  
(<https://standards.iteh.ai>)  
Document Preview

ISO 7001:2007/Amd 3:2016

<https://standards.iteh.ai/catalog/standards/iso/2bb13dc2-8584-49f5-a8d9-504a69d84d1e/iso-7001-2007-amd-3-2016>



**COPYRIGHT PROTECTED DOCUMENT**

© ISO 2016, Published in Switzerland

All rights reserved. Unless otherwise specified, no part of this publication may be reproduced or utilized otherwise in any form or by any means, electronic or mechanical, including photocopying, or posting on the internet or an intranet, without prior written permission. Permission can be requested from either ISO at the address below or ISO's member body in the country of the requester.

ISO copyright office  
Ch. de Blandonnet 8 • CP 401  
CH-1214 Vernier, Geneva, Switzerland  
Tel. +41 22 749 01 11  
Fax +41 22 749 09 47  
[copyright@iso.org](mailto:copyright@iso.org)  
[www.iso.org](http://www.iso.org)

## Foreword

ISO (the International Organization for Standardization) is a worldwide federation of national standards bodies (ISO member bodies). The work of preparing International Standards is normally carried out through ISO technical committees. Each member body interested in a subject for which a technical committee has been established has the right to be represented on that committee. International organizations, governmental and non-governmental, in liaison with ISO, also take part in the work. ISO collaborates closely with the International Electrotechnical Commission (IEC) on all matters of electrotechnical standardization.

The procedures used to develop this document and those intended for its further maintenance are described in the ISO/IEC Directives, Part 1. In particular the different approval criteria needed for the different types of ISO documents should be noted. This document was drafted in accordance with the editorial rules of the ISO/IEC Directives, Part 2 (see [www.iso.org/directives](http://www.iso.org/directives)).

Attention is drawn to the possibility that some of the elements of this document may be the subject of patent rights. ISO shall not be held responsible for identifying any or all such patent rights. Details of any patent rights identified during the development of the document will be in the Introduction and/or on the ISO list of patent declarations received (see [www.iso.org/patents](http://www.iso.org/patents)).

Any trade name used in this document is information given for the convenience of users and does not constitute an endorsement.

For an explanation on the meaning of ISO specific terms and expressions related to conformity assessment, as well as information about ISO's adherence to the WTO principles in the Technical Barriers to Trade (TBT) see the following URL: [Foreword - Supplementary information](http://Foreword - Supplementary information)

The committee responsible for this document is ISO/TC 145, *Graphical symbols*, Subcommittee SC 1, *Public information symbols*.

## Document Preview

ISO 7001:2007/Amd 3:2016

<https://standards.iteh.ai/catalog/standards/iso/2bb13dc2-8584-49f5-a8d9-504a69d84d1e/iso-7001-2007-amd-3-2016>



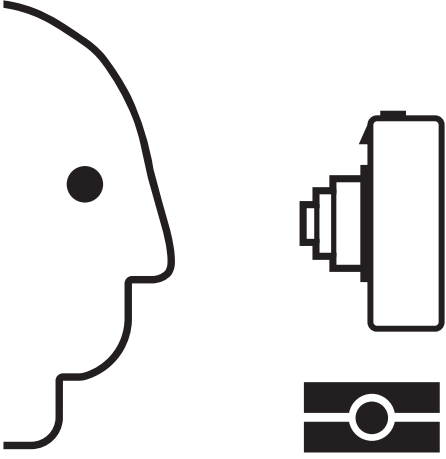
# Graphical symbols — Public information symbols

## AMENDMENT 3


Add the following public information symbols to the alphabetical summary in Table 1 and to the summary of all symbols in Tables 2 and 7:

- PI BP 009: Biometric facial recognition facility
- PI BP 010: Look to a point
- PI BP 011: Manual passport control
- PI BP 012: Move hair
- PI BP 013: Open passport and place on scanning device
- PI BP 014: Do not smile
- PI BP 015: No headwear
- PI BP 016: Wait
- PI BP 017: No sunglasses
- PI BP 018: Single person
- PI BP 019: Proceed forward
- PI CF 019: Shoeshine
- PI CF 020: Snack machine
- PI PF 037: Library
- PI PF 072: Loop for the hearing impaired
- PI PF 073: Priority facilities for obese people
- PI TF 029: Rental bicycle
- PI TF 031: Quarantine
- PI TF 032: Quarantine, animal
- PI TF 033: Quarantine, people
- PI TF 034: Quarantine, plant
- PI TF 036: Self-contained camper van
- PI TF 038: Animal transportation
- PI TF 039: Bus disembarkation
- PI TF 040: Bus embarkation
- PI TF 041: Priority seats for obese people


PI BP 009: Biometric facial recognition facility

	<b>Reference no.</b>  ISO 7001 – PI BP 009
	<b>Meaning</b>  Biometric facial recognition facility
	<b>Function</b> To indicate the location of a biometric facial recognition facility.
	<b>Image content</b> A human head in outline (profile/side view), right facing to a “still” image camera. A biometric symbol is present in the lower right corner.
<b>Human behaviour that is intended to be caused after understanding the public information symbol’s meaning</b> Finding the biometric facial recognition facility.	
<b>Need</b> To aid persons using biometric, electronic passport systems.	
<b>Related meanings</b> PI PB 010, 011, 012, 013, 014, 015, 016, 017, 018 and 019.	
<b>Field of application</b> Public facilities, transport facilities, tourism, culture and heritage.	
<b>Context of use</b> This symbol appears in airports, sea ports and international rail stations. You might find it on a direction sign, door, wall or adjacent to a biometric, electronic passports station.	
<b>Intended user population</b> General population.	
<b>Additional information</b> Test data obtained according to ISO 9186-1 are not available from more than one country. Findings from national testing, however, showed that in one country the symbol exceeded the criteria of acceptability. It is recommended that this symbol is accompanied by text to increase comprehension.	

## PI BP 010: Look to a point

	<b>Reference no.</b>
	ISO 7001 – PI BP 010
	<b>Meaning</b>
	Look to a point
	<b>Function</b>
	To instruct a person to look directly at a camera (which may not be visible) for facial recognition and comparison with a pre-recorded image.
	<b>Image content</b>
	A human head in outline (profile/side view), right facing. A horizontal, rightward direction arrow with dotted shaft points to a small, filled circle.
<p><b>Human behaviour that is intended to be caused after understanding the public information symbol's meaning</b></p> <p>The person should look at an indicated point.</p> <p><b>Need</b></p> <p>To aid persons using biometric, electronic passport systems.</p> <p><b>Related meanings</b></p> <p>PI PB 009, 011, 012, 013, 014, 015, 016, 017, 018 and 019.</p> <p><b>Field of application</b></p> <p>Public facilities, transport facilities, tourism, culture and heritage.</p> <p><b>Context of use</b></p> <p>This symbol appears in airports, sea ports and international rail stations. You might find it on an electronic passport (ePassport) station (eGate/SmartGate).</p> <p><b>Intended user population</b></p> <p>General population.</p> <p><b>Additional information</b></p> <p>Test data obtained according to ISO 9186-1 are not available from more than one country. Findings from national testing, however, showed that in one country the symbol exceeded the criteria of acceptability. It is recommended that this symbol is accompanied by text to increase comprehension.</p>	

PI BP 011: Manual passport control


	<b>Reference no.</b>  <p style="text-align: center;"><b>ISO 7001 – PI BP 011</b></p>
	<b>Meaning</b>  <p style="text-align: center;"><b>Manual passport control</b></p>
	<b>Function</b> <p>To instruct a person to go to manual passport control (the electronic passport system having been unsuccessful).</p>
	<b>Image content</b> <p>On the upper left, a partially open passport with the biometric symbol on the cover. On the upper right, the torso, arms and head of a uniformed official. In the centre, a horizontal bar representing a counter. On the lower left (below the counter), a rightward pointing arrow.</p>
<p><b>Human behaviour that is intended to be caused after understanding the public information symbol's meaning</b></p> <p>The person should go directly to the attended passport control station.</p> <p><b>Need</b></p> <p>To aid persons using biometric, electronic passport systems.</p> <p><b>Related meanings</b></p> <p>PI PB 009, 010, 012, 013, 014, 015, 016, 017, 018 and 019.</p> <p><b>Field of application</b></p> <p>Public facilities, transport facilities, tourism, culture and heritage.</p> <p><b>Context of use</b></p> <p>This symbol appears in airports, sea ports and international rail stations. You might find it on an electronic passport (ePassport) station (eGate/SmartGate).</p> <p><b>Intended user population</b></p> <p>General population.</p> <p><b>Additional information</b></p> <p>Test data obtained according to ISO 9186-1 are not available from more than one country. Findings from national testing, however, showed that in one country the symbol exceeded the criteria of acceptability. It is recommended that this symbol is accompanied by text to increase comprehension.</p> <p>The arrow may be orientated to the left if the manual passport control is in that direction.</p>	




## PI BP 012: Move hair

	<b>Reference no.</b>  <b>ISO 7001 – PI BP 012</b>
	<b>Meaning</b>  <b>Move hair</b>
	<b>Function</b> To instruct a person to move hair away from their face and eyes for photographic imaging.
	<b>Image content</b> A frontal, outline view of a human head with black hair and a fringe. The persons left eye and mouth are visible. An arrow with a long, curved shaft moves from the centre of the face to the top left of the symbol on top of the hair.
<b>Human behaviour that is intended to be caused after understanding the public information symbol's meaning</b> The person should move any hair over the face away from the eyes and upper face.	
<b>Need</b> To aid persons using biometric, electronic passport systems.	
<b>Related meanings</b> PI PB 009, 010, 011, 013, 014, 015, 016, 017, 018 and 019.	
<b>Field of application</b> Public facilities, transport facilities, tourism, culture and heritage.	
<b>Context of use</b> This symbol appears in airports, sea ports and international rail stations. You might find it on an electronic passport (ePassport) station (eGate/SmartGate).	
<b>Intended user population</b> General population.	
<b>Additional information</b> Test data obtained according to ISO 9186-1 are not available from more than one country. Findings from national testing, however, showed that in one country the symbol exceeded the criteria of acceptability. It is recommended that this symbol is accompanied by text to increase comprehension.	

PI BP 013: Open passport and place on scanning device

	<b>Reference no.</b>  <p style="text-align: center;"><b>ISO 7001 – PI BP 013</b></p>
	<b>Meaning</b>  <p style="text-align: center;"><b>Open passport and place on scanning device</b></p>
	<b>Function</b> <p>To instruct a person to open their electronic passport and place it face-down on a scanning device.</p>
	<b>Image content</b> <p>On the left, a partially open passport with the biometric symbol on the cover. On the upper right, a downward pointing arrow with a curved shaft to a scanning device (lower right) on which an open passport is placed.</p>
<b>Human behaviour that is intended to be caused after understanding the public information symbol's meaning</b> <p>The person should open their electronic passport and place it face down on the scanning device.</p> <p><b>Need</b>  To aid persons using biometric, electronic passport systems.</p> <p><b>Related meanings</b>  PI PB 009, 010, 011, 012, 014, 015, 016, 017, 018 and 019.</p> <p><b>Field of application</b>  Public facilities, transport facilities, tourism, culture and heritage.</p> <p><b>Context of use</b>  This symbol appears in airports, sea ports and international rail stations. You might find it on an electronic passport (ePassport) station (eGate/SmartGate).</p> <p><b>Intended user population</b>  General population.</p> <p><b>Additional information</b>  Test data obtained according to ISO 9186-1 are not available from more than one country. Findings from national testing, however, showed that in one country the symbol exceeded the criteria of acceptability. It is recommended that this symbol is accompanied by text to increase comprehension.</p>	

## PI BP 014: Do not smile

	Reference no.
	ISO 7001 – PI BP 014
	Meaning
	Do not smile
	Function
	To instruct a person not to smile and to remain “straight faced” for photographic imaging.
	Image content
	A frontal, outline view of a human head with a curved “smiling” mouth. Over the mouth only is a red, negation cross.
<p><b>Human behaviour that is intended to be caused after understanding the public information symbol's meaning</b></p> <p>The person should not smile (or talk).</p> <p><b>Need</b></p> <p>To aid persons using biometric, electronic passport systems.</p> <p><b>Related meanings</b></p> <p>PI PB 009, 010, 011, 012, 013, 015, 016, 017, 018 and 019.</p> <p><b>Field of application</b></p> <p>Public facilities, transport facilities, tourism, culture and heritage.</p> <p><b>Context of use</b></p> <p>This symbol appears in airports, sea ports and international rail stations. You might find it on an electronic passport (ePassport) station (eGate/SmartGate).</p> <p><b>Intended user population</b></p> <p>General population.</p> <p><b>Additional information</b></p> <p>Test data obtained according to ISO 9186-1 are not available from more than one country. Findings from national testing, however, showed that in one country the symbol exceeded the criteria of acceptability. It is recommended that this symbol is accompanied by text to increase comprehension.</p>	