

---

---

**Harvesting equipment — Blades  
for agricultural rotary mowers —  
Requirements**

**AMENDMENT 1**

*Matériel de récolte — Lames pour faucheuses rotatives agricoles —  
Prescriptions*

iTeh STANDARD PREVIEW  
AMENDEMENT 1  
(standards.iteh.ai)

ISO 5718:2013/Amd 1:2019

<https://standards.iteh.ai/catalog/standards/sist/d2673777-15d4-447e-8d70-bfe1c4de6f11/iso-5718-2013-amd-1-2019>



**iTeh STANDARD PREVIEW**  
**(standards.iteh.ai)**

[ISO 5718:2013/Amd 1:2019](https://standards.iteh.ai/catalog/standards/sist/d2673777-15d4-447e-8d70-bfe1c4de6f11/iso-5718-2013-amd-1-2019)

<https://standards.iteh.ai/catalog/standards/sist/d2673777-15d4-447e-8d70-bfe1c4de6f11/iso-5718-2013-amd-1-2019>



**COPYRIGHT PROTECTED DOCUMENT**

© ISO 2019

All rights reserved. Unless otherwise specified, or required in the context of its implementation, no part of this publication may be reproduced or utilized otherwise in any form or by any means, electronic or mechanical, including photocopying, or posting on the internet or an intranet, without prior written permission. Permission can be requested from either ISO at the address below or ISO's member body in the country of the requester.

ISO copyright office  
CP 401 • Ch. de Blandonnet 8  
CH-1214 Vernier, Geneva  
Phone: +41 22 749 01 11  
Fax: +41 22 749 09 47  
Email: [copyright@iso.org](mailto:copyright@iso.org)  
Website: [www.iso.org](http://www.iso.org)

Published in Switzerland

## Foreword

ISO (the International Organization for Standardization) is a worldwide federation of national standards bodies (ISO member bodies). The work of preparing International Standards is normally carried out through ISO technical committees. Each member body interested in a subject for which a technical committee has been established has the right to be represented on that committee. International organizations, governmental and non-governmental, in liaison with ISO, also take part in the work. ISO collaborates closely with the International Electrotechnical Commission (IEC) on all matters of electrotechnical standardization.

The procedures used to develop this document and those intended for its further maintenance are described in the ISO/IEC Directives, Part 1. In particular, the different approval criteria needed for the different types of ISO documents should be noted. This document was drafted in accordance with the editorial rules of the ISO/IEC Directives, Part 2 (see [www.iso.org/directives](http://www.iso.org/directives)).

Attention is drawn to the possibility that some of the elements of this document may be the subject of patent rights. ISO shall not be held responsible for identifying any or all such patent rights. Details of any patent rights identified during the development of the document will be in the Introduction and/or on the ISO list of patent declarations received (see [www.iso.org/patents](http://www.iso.org/patents)).

Any trade name used in this document is information given for the convenience of users and does not constitute an endorsement.

For an explanation of the voluntary nature of standards, the meaning of ISO specific terms and expressions related to conformity assessment, as well as information about ISO's adherence to the World Trade Organization (WTO) principles in the Technical Barriers to Trade (TBT) see [www.iso.org/iso/foreword.html](http://www.iso.org/iso/foreword.html).

This document was prepared by Technical Committee ISO/TC 23, *Tractors and machinery for agriculture and forestry*, Subcommittee SC 7, *Equipment for harvesting and conservation*.

Any feedback or questions on this document should be directed to the user's national standards body. A complete listing of these bodies can be found at [www.iso.org/members.html](http://www.iso.org/members.html).

**iTeh STANDARD PREVIEW**  
**(standards.iteh.ai)**

ISO 5718:2013/Amd 1:2019

<https://standards.iteh.ai/catalog/standards/sist/d2673777-15d4-447e-8d70-bfe1c4de6f11/iso-5718-2013-amd-1-2019>

# Harvesting equipment — Blades for agricultural rotary mowers — Requirements

## AMENDMENT 1

### 4.2.2.1

Replace the present text and note by the following:

**4.2.2.1.1** This test is applicable for all types of blades as follows.

**4.2.2.1.2** For blades made of homogenous material, it is only necessary for one blade out of each heat of steel independent of its geometry. For this purpose, the test of a reference blade is considered as sufficient.

NOTE Typically, heats are over 50 tons with many mills running heats about 300 tons.

**4.2.2.1.3** For blades made of non-homogenous material and/or non-homogenous metallurgic properties and/or which are only partly heat-treated, it is required for one blade out of each production lot.

**ITeH STANDARD PREVIEW**  
(standards.iteh.ai)

### 4.2.2.2

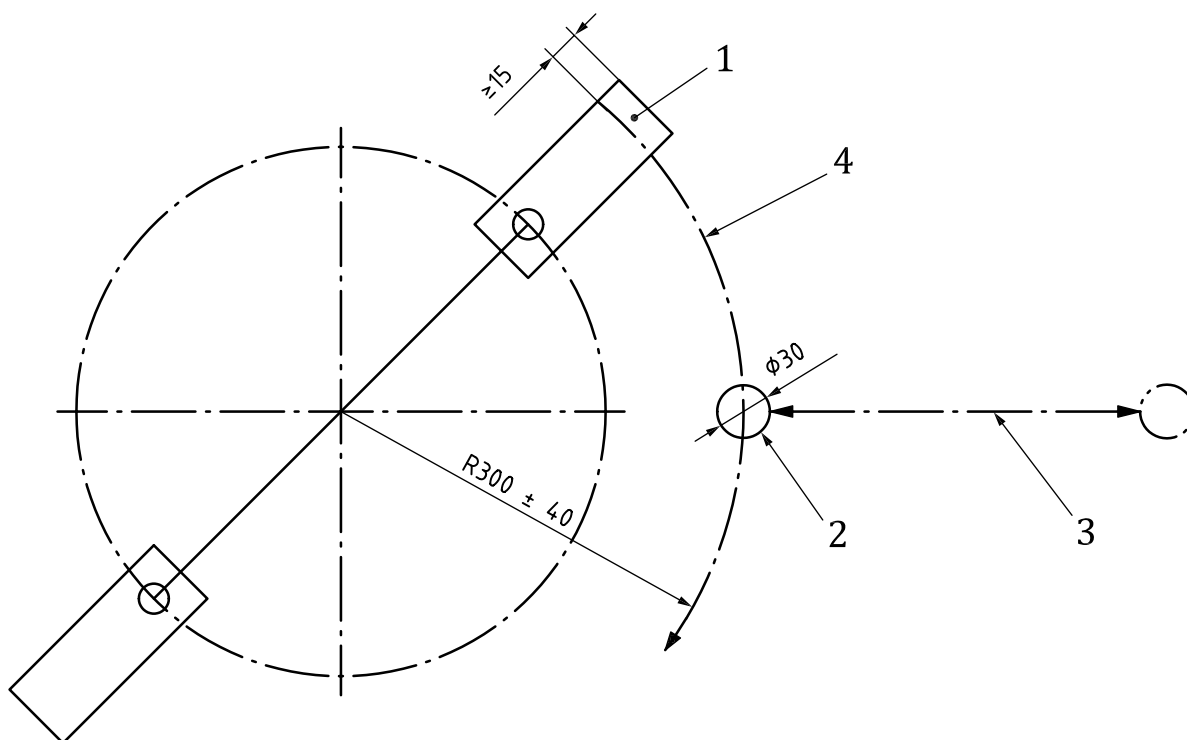
[ISO 5718:2013/Amd 1:2019](https://standards.iteh.ai/en/standards/iso-5718-2013-amd-1-2019)

In the first paragraph replace the present text by the following:

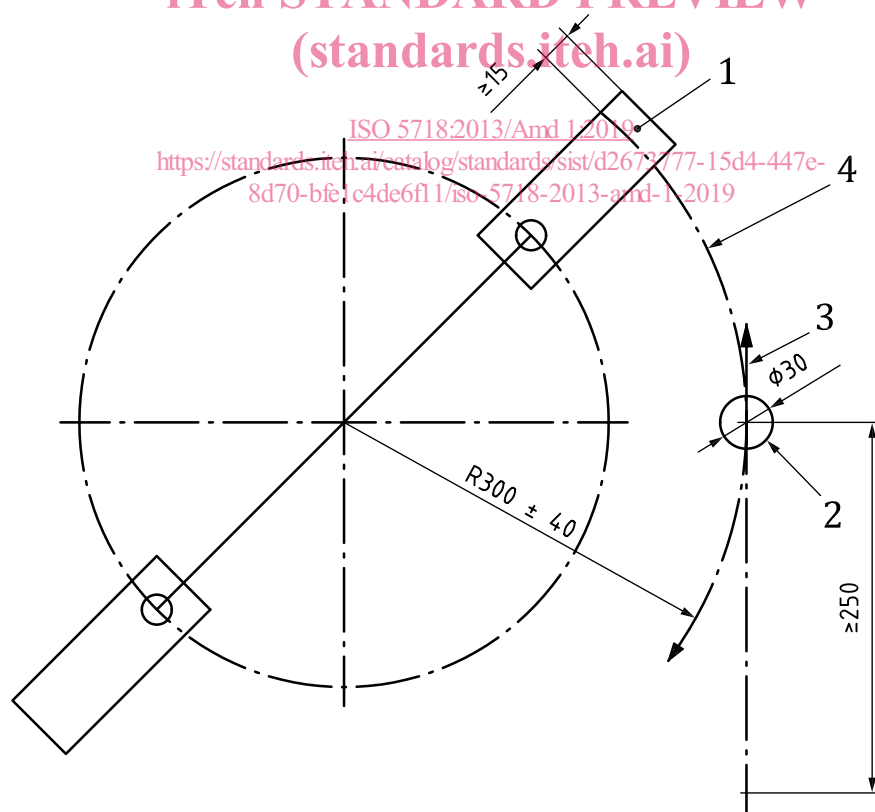
All blades selected for impact testing shall be tested on a test fixture as shown in Figure 4.

*Figure 4*

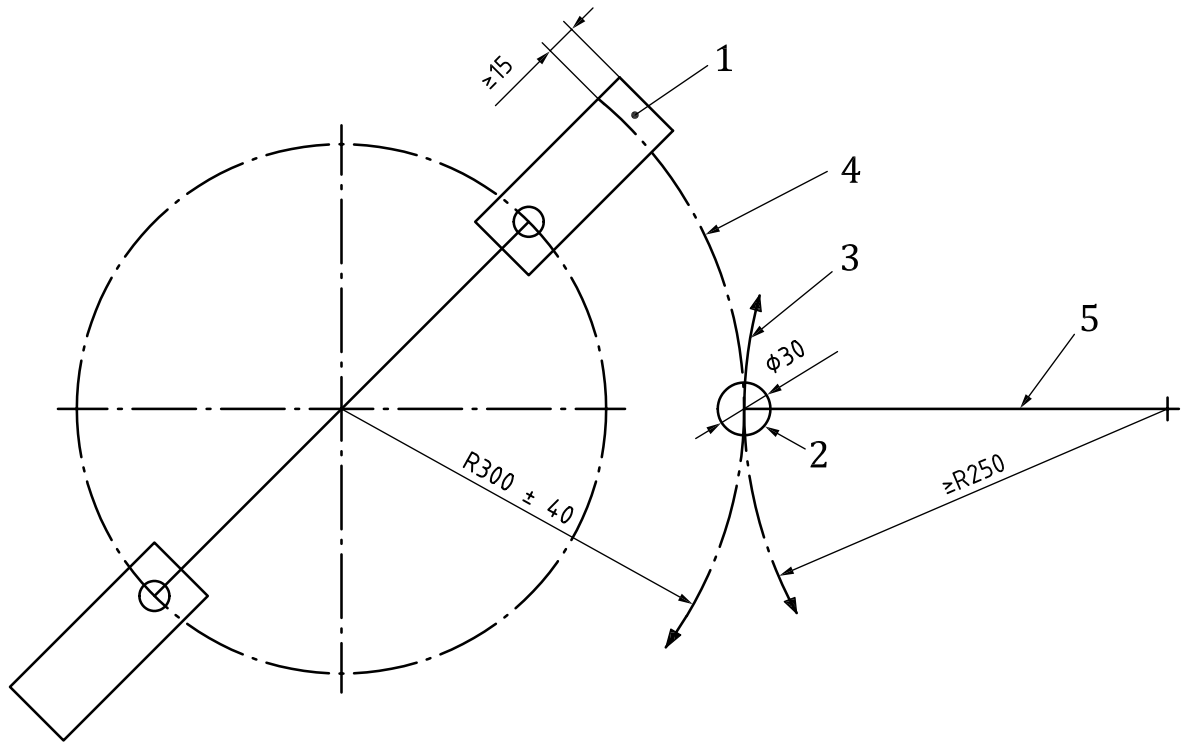
Replace Figures 4 a), b), c) and d) by the following:



a) Steel rod insertion on a straight line perpendicular into the path of the blade



b) Steel rod insertion on a straight line tangential into the path of the blade



c) Steel rod insertion on a circular line into the path of the blade



d) Steel rod insertion on a straight line from below into the path of the blade

4.2.2.3.1

Replace the present text of the first paragraph by the following:

**4.2.2.3.1** The blade shall be fixed into the test fixture as it is fixed on the disc or drum. The test fixture with the blade shall be rotated with a rotating speed of minimum 90 m/s measured at the outer blade tip circle. When at specified rotating speed, insert a steel rod with a diameter of 30 mm having a tensile strength  $R_m$  between 490 N/mm<sup>2</sup> and 550 N/mm<sup>2</sup> into the path of the rotating blade as follows (see Figure 4):

Replace the fifth list item by the following:

- The dwell period of the steel rod shall be a minimum of 1 s with a minimum number of 29 calculated impacts. Afterwards, the steel rod shall be removed from blade path.

4.2.2.3.2

Replace the present text by the following:

**4.2.2.3.2** For blades made of homogenous material and having two cutting edges, the test of one cutting edge is sufficient.

4.2.2.3.3

Replace the text of the present 4.2.2.3.4 with the following and renumber the subsequent subclauses.

**4.2.2.3.3** For blades made of non-homogenous material and/or non-homogenous metallurgic properties and/or which are only partly heat-treated and having two cutting edges, both cutting edges shall be tested on different test samples.

4.2.2.3.4

Delete the present text of 4.2.2.3.4.

4.2.2.4.1

**iTeh STANDARD PREVIEW**  
**(standards.iteh.ai)**

Replace the present text by the following:

**4.2.2.4.1** After the test, the blade may show deformation but shall not show any breakage. Chipping of the blade cutting edge shall not be deemed test failure.

ISO 5718:2013/Amd.1:2019  
<https://standards.iteh.ai/catalog/standards/sist/d2673777-15d4-447e-8d70-bfe1c4de6f11/iso-5718-2013-amd-1-2019>

4.2.2.4.2

Replace the present text by the following:

**4.2.2.4.2** The loss of mass at each side tested shall be not more than 5 % of the total initial mass of the blade.



**iTeh STANDARD PREVIEW**  
**(standards.iteh.ai)**

ISO 5718:2013/Amd 1:2019

<https://standards.iteh.ai/catalog/standards/sist/d2673777-15d4-447e-8d70-bfe1c4de6f11/iso-5718-2013-amd-1-2019>