
**Safety information for the content of
piping systems and tanks —**

**Part 1:
Piping systems**

*Informations de sécurité relatives au contenu des systèmes de
tuyauteries et des réservoirs —*

Partie 1: Systèmes de tuyauteries

iteh Standards
(<https://standards.iteh.ai>)
Document Preview

[ISO 20560-1:2020](https://standards.iteh.ai/catalog/standards/iso/50bb318a-92d2-4e69-b436-267b56f1e1f9/iso-20560-1-2020)

<https://standards.iteh.ai/catalog/standards/iso/50bb318a-92d2-4e69-b436-267b56f1e1f9/iso-20560-1-2020>



iTeh Standards
(<https://standards.iteh.ai>)
Document Preview

[ISO 20560-1:2020](https://standards.iteh.ai/catalog/standards/iso/50bb318a-92d2-4e69-b436-267b56f1e1f9/iso-20560-1-2020)

<https://standards.iteh.ai/catalog/standards/iso/50bb318a-92d2-4e69-b436-267b56f1e1f9/iso-20560-1-2020>



COPYRIGHT PROTECTED DOCUMENT

© ISO 2020

All rights reserved. Unless otherwise specified, or required in the context of its implementation, no part of this publication may be reproduced or utilized otherwise in any form or by any means, electronic or mechanical, including photocopying, or posting on the internet or an intranet, without prior written permission. Permission can be requested from either ISO at the address below or ISO's member body in the country of the requester.

ISO copyright office
CP 401 • Ch. de Blandonnet 8
CH-1214 Vernier, Geneva
Phone: +41 22 749 01 11
Email: copyright@iso.org
Website: www.iso.org

Published in Switzerland

Contents

Page

Foreword	iv
Introduction	v
1 Scope	1
2 Normative references	1
3 Terms and definitions	1
4 General requirements	2
5 Elements of safety information systems for piping	3
5.1 General.....	3
5.2 Colour coding to identify the nature of the content in the piping.....	3
5.3 Content name.....	5
5.4 Flow direction indicators.....	6
5.5 Warning signs and GHS pictograms.....	7
6 Technical and operational information	8
6.1 General.....	8
6.2 Additional safety information.....	8
6.3 Additional technical information.....	8
6.4 Supplementary identification colours.....	8
7 Layout requirements	9
8 Installation of safety information systems for piping	10
9 Maintenance, inspection and revision	11
Annex A (informative) Standard colours and equivalent colour codes	12
Annex B (informative) Observation distance	13
Annex C (informative) Examples of safety information systems	17
Annex D (informative) Firefighting systems	23
Annex E (informative) Maritime piping systems	24
Bibliography	26

Foreword

ISO (the International Organization for Standardization) is a worldwide federation of national standards bodies (ISO member bodies). The work of preparing International Standards is normally carried out through ISO technical committees. Each member body interested in a subject for which a technical committee has been established has the right to be represented on that committee. International organizations, governmental and non-governmental, in liaison with ISO, also take part in the work. ISO collaborates closely with the International Electrotechnical Commission (IEC) on all matters of electrotechnical standardization.

The procedures used to develop this document and those intended for its further maintenance are described in the ISO/IEC Directives, Part 1. In particular, the different approval criteria needed for the different types of ISO documents should be noted. This document was drafted in accordance with the editorial rules of the ISO/IEC Directives, Part 2 (see www.iso.org/directives).

Attention is drawn to the possibility that some of the elements of this document may be the subject of patent rights. ISO shall not be held responsible for identifying any or all such patent rights. Details of any patent rights identified during the development of the document will be in the Introduction and/or on the ISO list of patent declarations received (see www.iso.org/patents).

Any trade name used in this document is information given for the convenience of users and does not constitute an endorsement.

For an explanation of the voluntary nature of standards, the meaning of ISO specific terms and expressions related to conformity assessment, as well as information about ISO's adherence to the World Trade Organization (WTO) principles in the Technical Barriers to Trade (TBT), see www.iso.org/iso/foreword.html.

This document was prepared by Technical Committee ISO/TC 145, *Graphical symbols*, Subcommittee SC 2, *Safety identification, signs, shapes, symbols and colours*.

A list of all parts in the ISO 20560 series can be found on the ISO website.

Any feedback or questions on this document should be directed to the user's national standards body. A complete listing of these bodies can be found at www.iso.org/members.html.

Introduction

Continuous growth in mobility of labour has resulted in a need to standardize safety information and form a coherent system for non-verbal exchange of information that consists of distinct elements to identify hazards related to the content of piping systems and tanks. Every element of the safety information system defined in this document communicates specific information. When combined on a pipe marking, these elements inform the viewer, in a unique and simplified way, of potential hazards so accidents can be prevented and an appropriate response to emergency situations can be efficiently accomplished.

The use of this document is expected to reduce risk by providing a means of improved training and education to reduce possible confusion for people working with and near piping systems in both normal and emergency situations.

The use of a standardized safety information system does not replace proper work methods, instructions or accident prevention training and measures. Education is an essential part of any system that provides safety information.

Many different countries' national pipe marking standards were reviewed during the development of this document. Important design concepts contained in these standards were incorporated into this document.

NOTE Some countries' statutory regulations could differ in some respect from the requirements given in this document.

iTeh Standards
(<https://standards.iteh.ai>)
Document Preview

[ISO 20560-1:2020](https://standards.iteh.ai/catalog/standards/iso/50bb318a-92d2-4e69-b436-267b56f1e1f9/iso-20560-1-2020)

<https://standards.iteh.ai/catalog/standards/iso/50bb318a-92d2-4e69-b436-267b56f1e1f9/iso-20560-1-2020>

Safety information for the content of piping systems and tanks —

Part 1: Piping systems

IMPORTANT — The colours represented in the electronic file of this document can be neither viewed on screen nor printed as true representations. For the purposes of colour matching see [Table 2](#) and [Table 5](#), which provide colorimetric and photometric properties, and [Annex A](#), which provides references from colour order systems.

1 Scope

This document specifies safety information for overground piping systems related to the content of the piping system and associated hazards for the purpose of accident prevention, reducing risks to health and providing information for use in case of an emergency.

This document does not cover piping that is buried.

Safety signing of the hazards in an area is not part of this document.

This document can also be used for marine structures and ships.

2 Normative references

The following documents are referred to in the text in such a way that some or all of their content constitutes requirements of this document. For dated references, only the edition cited applies. For undated references, the latest edition of the referenced document (including any amendments) applies.

ISO 7010, *Graphical symbols — Safety colours and safety signs — Registered safety signs*

UNITED NATIONS, *Globally harmonized system of classification and labelling of chemicals (GHS)*, eighth revised edition, New York and Geneva, 2019, United Nations [viewed 18 May 2020]. Available from: http://www.unece.org/fileadmin/DAM/trans/danger/publi/ghs/ghs_rev08/ST-SG-AC10-30-Rev8e.pdf

3 Terms and definitions

For the purposes of this document, the following terms and definitions apply.

ISO and IEC maintain terminological databases for use in standardization at the following addresses:

- ISO Online browsing platform: available at <https://www.iso.org/obp>
- IEC Electropedia: available at <http://www.electropedia.org/>

3.1

additional safety information

information typically presented in the form of text, numbers or both to indicate details related to the *safety information system* (3.8)

EXAMPLE Pressure or temperature.

**3.2
additional technical information**

technical information that is additional to the *safety information system* (3.8) to indicate technical details

EXAMPLE Pipe identification codes or from-to information.

**3.3
basic identification colour**

colour used to indicate a group of similar media

**3.4
content of the pipe**

medium which is transported in the pipe

EXAMPLE Gasses, liquids or solids as powder or granulate.

**3.5
flow direction indicator**

arrow to indicate the flow direction of the content of the pipe

**3.6
GHS hazard pictogram**

graphical composition defined by the *Globally harmonized system of classification and labelling of chemicals* (GHS) that can include a symbol plus other graphic elements, such as a border, background pattern or colour, intended to convey specific information as given by the GHS

**3.7
safety data sheet**

standardized information template for a medium which identifies the medium and contains information about its potential health, physical and chemical hazards, and emergency and firefighting procedures

**3.8
safety information system**

series of markings that consistently uses standardized elements to visually communicate information necessary for the reliable recognition, identification and understanding of hazards

**3.9
supplementary identification colour**

colour used in combination with the *basic identification colour* (3.3) to indicate a specific purpose

**3.10
warning sign**

safety sign that indicates a specific source of potential harm

[SOURCE: ISO 3864-1:2011, 3.16]

4 General requirements

A safety information system for piping visually communicates information necessary for the reliable recognition, identification and understanding of any hazard related to the type and character of the content of a pipe. This safety information system shall be installed on site and near any place that might require operation, maintenance or manipulation of a pipe's contents.

This safety information system provides critical information that serves to assist in:

- the correct operation and use of the piping system;
- the safe maintenance of the piping system;
- conveying critical information to trained personnel in emergency situations.

The safety information system shall, in a comprehensive and uniform manner, accurately identify the contents and hazards associated with the content of all piping and material transport systems in conformity with the contents' safety data sheets (SDSs). In some cases the safety information system shall provide, in an integrated, coherent visual manner, specific hazard information related to the pipe contents. Examples of this information include the exact nature of the substance, temperature, toxicity, and the risk of asphyxiation if a release of the pipe contents occurs.

The safety information system shall consistently use multiple visual elements to accurately convey its information, including colours and colour combinations as a coding system, text, safety signs, GHS hazard pictograms and arrows. The information conveyed by the safety information system shall be consistent with the organization's risk assessment and its operation and safety plans.

All elements of a safety information system shall be distinguishable and contrasting from any neighbouring information and shall be visible from the observation distance intended for safe operation, intervention or manipulation. When the contents of pipes include hazardous substances (see GHS), the safety information system shall include distinctive, unambiguous elements and the corresponding warning signs, GHS hazard pictograms or both.

To avoid confusion, the same safety information system elements shall be consistently used and installed throughout an organization's piping system, whether it is a single unit, multiple units on the same site or a multi-plant operation.

5 Elements of safety information systems for piping

5.1 General

The level of detail required to be displayed in a safety information system for piping will depend on many factors, such as the type of plant, the complexity of the operation, the availability of check lists and manuals and the competence and skills of operators. Organizations shall design safety information systems for piping in accordance with their operational and risk communication needs as identified by their risk assessment process.

A safety information system for piping shall consist of four key elements:









- 1) colour coding to identify the nature of the content in the piping;
- 2) content name;
- 3) flow direction indicators;
- 4) when applicable, warning signs, GHS pictograms or both.

5.2 Colour coding to identify the nature of the content in the piping

Safety information systems for piping shall incorporate colour coding that uses the basic identification colours and the safety colour yellow for hazardous substances.

Where there is no need to further differentiate hazardous substances, the safety colour yellow shall be used alone, without the addition of a basic identification colour. See [Table 1](#).

Table 1 — Safety colour and basic identification colours

	Content of a pipe	Colour	
Safety colour	Hazardous substances	Yellow	
Basic identification colour	Gases in either gaseous or liquefied condition	Grey	
	Liquids and fixed materials (powder, granulates)	Black	
	Acids	Orange	
	Alkalis (leaches)	Violet	
	Firefighting medium	Red	
	Water	Green	
	Air	Blue	

The chromaticity coordinates of a basic identification colour shall fall within the relevant colour region specified in [Table 2](#). The luminance factor for each colour shall be as specified in [Table 2](#). To measure the chromaticity coordinates and luminance factor of pipe markings, the test method for ordinary materials specified in ISO 3864-4:2011, 5.2.1 can be used. The testing shall be carried out on finished markings or samples that are representative, with regard to the colour and surface texture, of the material used in the finished marking.

Table 2 — Colour regions for safety colour and basic identification colours: chromaticity coordinates and luminance factor for colours externally illuminated by CIE standard illuminant D65

Colour	Corner points of colour region CIE standard illuminant D65 CIE 2° standard colorimetric observer				Luminance factor β		
		1	2	3	4	Minimum	Maximum
Yellow	x	0,467	0,514 5	0,470	0,432	0,45	0,60
	y	0,516	0,472 5	0,440	0,478		
Grey	x	0,350	0,300	0,290	0,340	0,15	0,50
	y	0,360	0,310	0,320	0,370		

NOTE 1 Measurement geometry 45°/0° or 0°/45°.

NOTE 2 All colours except yellow and red are amended from ISO 14726. Yellow and red are safety sign colours from ISO 3864-4.

Table 2 (continued)

Colour	Corner points of colour region CIE standard illuminant D65 CIE 2° standard colorimetric observer				Luminance factor β		
		1	2	3	4	Minimum	Maximum
Black	x	0,385	0,300	0,260	0,345		0,03
	y	0,355	0,270	0,310	0,395		
Orange	x	0,590	0,538	0,508	0,550	0,25	0,4
	y	0,394	0,382	0,412	0,430		
Violet	x	0,320	0,319	0,329	0,340	0,1	0,2
	y	0,218	0,272	0,295	0,230		
Red	x	0,705	0,592	0,574	0,663	0,07	0,2
	y	0,295	0,291	0,351	0,337		
Green	x	0,250	0,330	0,330	0,287	0,25	0,35
	y	0,580	0,580	0,458	0,439		
Blue	x	0,160	0,196	0,218	0,205	0,15	0,25
	y	0,225	0,250	0,192	0,169		

NOTE 1 Measurement geometry 45°/0° or 0°/45°.

NOTE 2 All colours except yellow and red are amended from ISO 14726. Yellow and red are safety sign colours from ISO 3864-4.

NOTE Examples of identification colours are given in [Annex A](#).





5.3 Content name

The pipe's content name shall be displayed in text elements which can be either the content name or its chemical formula, or by numbers in accordance with national standards.

Longer words may be abbreviated using standard approved abbreviations known by operators as found in the organization's operation safety manuals.

The content name shall be centred and placed within the basic identification colour or in the yellow safety colour using the contrast colours as defined in [Table 3](#). Alternatively, the content name shall be the contrast colour black on a white background.

Table 3 — Contrast colours for content name to be displayed on the safety colour and basic identification colours

	Content of a pipe	Basic identification colour	Contrast colour	
Safety colour	Hazardous substances	Yellow	Black	
Basic identification colour	Gases in either gaseous or liquefied condition	Grey	Black	
	Liquids and fixed materials (powder, granulates)	Black	White	
	Acids	Orange	Black	
	Alkalis (leaches)	Violet	White	