

First edition
2019-03

Corrected version
2020-11

**Foot and leg protectors —
Requirements and test methods for
footwear components —**

**Part 1:
Metallic toecaps**

iTeh STANDARD PREVIEW
*Protecteurs du pied et de la jambe — Exigences et méthodes d'essais
pour les composants de chaussure —
(standards.iteh.ai)
Partie 1: Embouts métalliques*

[ISO 22568-1:2019](https://standards.iteh.ai/catalog/standards/sist/297e689d-8221-40e9-9182-527d39a46878/iso-22568-1-2019)

<https://standards.iteh.ai/catalog/standards/sist/297e689d-8221-40e9-9182-527d39a46878/iso-22568-1-2019>



Reference number
ISO 22568-1:2019(E)

© ISO 2019

iTeh STANDARD PREVIEW
(standards.iteh.ai)

ISO 22568-1:2019

<https://standards.iteh.ai/catalog/standards/sist/297e689d-8221-40e9-9182-527d39a46878/iso-22568-1-2019>



COPYRIGHT PROTECTED DOCUMENT

© ISO 2019

All rights reserved. Unless otherwise specified, or required in the context of its implementation, no part of this publication may be reproduced or utilized otherwise in any form or by any means, electronic or mechanical, including photocopying, or posting on the internet or an intranet, without prior written permission. Permission can be requested from either ISO at the address below or ISO's member body in the country of the requester.

ISO copyright office
CP 401 • Ch. de Blandonnet 8
CH-1214 Vernier, Geneva
Phone: +41 22 749 01 11
Email: copyright@iso.org
Website: www.iso.org

Published in Switzerland

Contents

Page

Foreword	iv
Introduction	v
1 Scope	1
2 Normative references	1
3 Terms and definitions	1
4 Requirements for metallic toecaps	1
4.1 General.....	1
4.2 Finishing.....	2
4.3 Dimensions.....	2
4.3.1 Internal length.....	2
4.3.2 Width of flange.....	2
4.4 Impact resistance.....	2
4.5 Compression resistance.....	3
4.6 Corrosion resistance.....	3
5 Test methods for metallic toecaps	3
5.1 General.....	3
5.2 Determination of dimensions.....	3
5.2.1 Internal metallic toecap length.....	3
5.2.2 Width of flange.....	4
5.2.3 Test report.....	4
5.3 Determination of impact resistance.....	6
5.3.1 Apparatus.....	6
5.3.2 Procedure.....	7
5.3.3 Test report.....	7
5.4 Determination of compression resistance.....	9
5.4.1 Equipment.....	9
5.4.2 Procedure.....	10
5.4.3 Test report.....	10
5.5 Determination of corrosion resistance.....	11
5.5.1 Preliminary examination.....	11
5.5.2 Corrosion test procedure.....	11
5.5.3 Test report.....	12
6 Marking	12
Annex A (normative) Impact and compression test, modelling clay check method	13
Bibliography	17

Foreword

ISO (the International Organization for Standardization) is a worldwide federation of national standards bodies (ISO member bodies). The work of preparing International Standards is normally carried out through ISO technical committees. Each member body interested in a subject for which a technical committee has been established has the right to be represented on that committee. International organizations, governmental and non-governmental, in liaison with ISO, also take part in the work. ISO collaborates closely with the International Electrotechnical Commission (IEC) on all matters of electrotechnical standardization.

The procedures used to develop this document and those intended for its further maintenance are described in the ISO/IEC Directives, Part 1. In particular, the different approval criteria needed for the different types of ISO documents should be noted. This document was drafted in accordance with the editorial rules of the ISO/IEC Directives, Part 2 (see www.iso.org/directives).

Attention is drawn to the possibility that some of the elements of this document may be the subject of patent rights. ISO shall not be held responsible for identifying any or all such patent rights. Details of any patent rights identified during the development of the document will be in the Introduction and/or on the ISO list of patent declarations received (see www.iso.org/patents).

Any trade name used in this document is information given for the convenience of users and does not constitute an endorsement.

For an explanation of the voluntary nature of standards, the meaning of ISO specific terms and expressions related to conformity assessment, as well as information about ISO's adherence to the World Trade Organization (WTO) principles in the Technical Barriers to Trade (TBT) see www.iso.org/iso/foreword.html.

This document was prepared by Technical Committee ISO/TC 94, *Personal safety — Personal protective equipment*, Subcommittee SC 3, *Foot protection*. ISO 22568-1:2019

A list of all parts in the ISO 22568 series can be found on the ISO website.

Any feedback or questions on this document should be directed to the user's national standards body. A complete listing of these bodies can be found at www.iso.org/members.html.

This corrected version of ISO 22568:2019 incorporates the following correction:

- In [5.3.2](#), the last three paragraphs have been added.

Introduction

ISO 20345, ISO 20346 and ISO 20347^[2] are related to safety, protective and occupational footwear which define the performance and required properties of the footwear. On introducing these standards all national standards relating to safety toecaps were withdrawn leaving the manufacturers of these items with no means of demonstrating the performance of their products. This document has been prepared to allow manufacturers to demonstrate the performance level of the toecaps before being inserted into the footwear.

Metallic toecaps complying with the requirements of this document are suitable components of “PPE footwear”.

iTeh STANDARD PREVIEW (standards.iteh.ai)

[ISO 22568-1:2019](https://standards.iteh.ai/catalog/standards/sist/297e689d-8221-40e9-9182-527d39a46878/iso-22568-1-2019)

<https://standards.iteh.ai/catalog/standards/sist/297e689d-8221-40e9-9182-527d39a46878/iso-22568-1-2019>

iTeh STANDARD PREVIEW
(standards.iteh.ai)

ISO 22568-1:2019

<https://standards.iteh.ai/catalog/standards/sist/297e689d-8221-40e9-9182-527d39a46878/iso-22568-1-2019>

Foot and leg protectors — Requirements and test methods for footwear components —

Part 1: Metallic toecaps

1 Scope

This document specifies requirements and test methods for metallic toecaps, intended to function as components of PPE footwear (e.g. as described by ISO 20345 and ISO 20346).

2 Normative references

The following documents are referred to in the text in such a way that some or all of their content constitutes requirements of this document. For dated references, only the edition cited applies. For undated references, the latest edition of the referenced document (including any amendments) applies.

ISO 20345, *Personal protective equipment — Safety footwear*

ISO 20346, *Personal protective equipment — Protective footwear*

3 Terms and definitions

ISO 22568-1:2019

For the purposes of this document, the terms and definitions given in ISO 20345, ISO 20346 and the following apply.

ISO and IEC maintain terminological databases for use in standardization at the following addresses:

— ISO Online browsing platform: available at <https://www.iso.org/obp>

— IEC Electropedia: available at <http://www.electropedia.org/>

3.1

internal metallic toecap

metallic toecap intended to be incorporated underneath the upper of footwear intended to provide protection against mechanical impact and compression

Note 1 to entry: External toecaps were used in the past, they are not used anymore and they are not covered by the present document.

4 Requirements for metallic toecaps

4.1 General

This document defines two types of metallic toecaps (type A and type B) to cover the various types of footwear constructions.

For each of the required measurements performed in accordance with this document, a corresponding estimate of the uncertainty of measurement should be evaluated. One of the following approaches should be used:

— statistical method, e.g. that given in ISO 5725-2^[1];

- mathematical method, e.g. that given in ISO/IEC Guide 98-3^[3];
- uncertainty and conformity assessment as given in ISO/IEC Guide 98-4^[4];
- JCGM 100:2008^[5].

Table 1 — Summary of requirements and number of samples

Property	Subclause	Number of samples
Finishing	4.2	1 sample each size right and left
Internal length	4.3.1	1 sample each size right and left
Width of flange	4.3.2	1 sample each size right and left
Impact resistance	4.4	1 sample each size right and left
Compression resistance	4.5	1 sample each size right and left
Corrosion resistance	4.6	3 samples of different sizes (left or right)

NOTE 1 For details, see [4.2](#) to [4.6](#).

NOTE 2 The provisions of [4.2](#), [4.3](#), [4.4](#), [4.5](#) and [4.6](#) do not exclude a metallic toecap design incorporating perforations.

4.2 Finishing

Metallic toecaps shall be finished so as to be free from surface marks or defects and shall be free from burrs and sharp edges.

4.3 Dimensions

4.3.1 Internal length ISO 22568-1:2019 <https://standards.iteh.ai/catalog/standards/sist/297e689d-8221-40e9-9182-527d39a46878/iso-22568-1-2019>

When measured in accordance with the method described in [5.2.1](#), the internal length of metallic toecaps shall be not less than the appropriate value given in [Table 2](#).

Table 2 — Minimum internal length of metallic toecaps

Metallic toe cap size	Minimum internal length mm
≤5	34
6	36
7	38
8	39
9	40
≥10	42

NOTE The above sizing system for toecaps is not identical to any sizing system for footwear.

4.3.2 Width of flange

If metallic toecaps are formed with a flange, the inside width of the flange, *e*, shall be not greater than 12 mm using the test method given in [5.2.2](#).

4.4 Impact resistance

When metallic toecaps are tested in accordance with the method described in [5.3](#) at an energy level of either (100 ± 2) J (metallic toecaps intended for protective footwear), or (200 ± 4) J (metallic toecaps

intended for safety footwear), the clearance under the toecap during the impact shall be not less than the appropriate value given in [Table 3](#). In addition, the metallic toecap shall not develop sharp edges or any cracks passing through the material (i.e. through which light can be seen). During the assessment of the metallic toecap designed with perforations the criteria whether light can be seen shall not be applied to the perforations.

Table 3 — Minimum clearance under metallic toecaps at impact and compression

Metallic toecap number	Internal metallic toecap minimum clearance Type A	Internal metallic toecap minimum clearance Type B
	mm	mm
≤5	19,5	23,5
6	20,0	24,0
7	20,5	24,5
8	21,0	25,0
9	21,5	25,5
≥10	22,0	26,0

NOTE The above sizing system for toecaps is not identical to any sizing system for footwear.

4.5 Compression resistance

When metallic toecaps are tested in accordance with the method described in [5.4](#), the clearance under the metallic toecap at a compression load of either $(10 \pm 0,1)$ kN (metallic toecaps intended for protective footwear) or $(15 \pm 0,15)$ kN (metallic toecaps intended for safety footwear) shall not be less than the appropriate value given in [Table 3](#). In addition, the metallic toecap shall not develop sharp edges or any cracks passing through the material (i.e. through which light can be seen). During the assessment of the metallic toecap designed with perforations the criteria whether light can be seen shall not be applied to the perforations. <https://standards.iteh.ai/catalog/standards/sist/297e689d-8221-40e9-9182-527d39a46878/iso-22568-1-2019>

4.6 Corrosion resistance

Both before and after testing metallic toecaps in accordance with the method described in [5.5](#), they shall exhibit not more than three areas of corrosion, none of which shall measure more than 2 mm in any direction.

5 Test methods for metallic toecaps

5.1 General

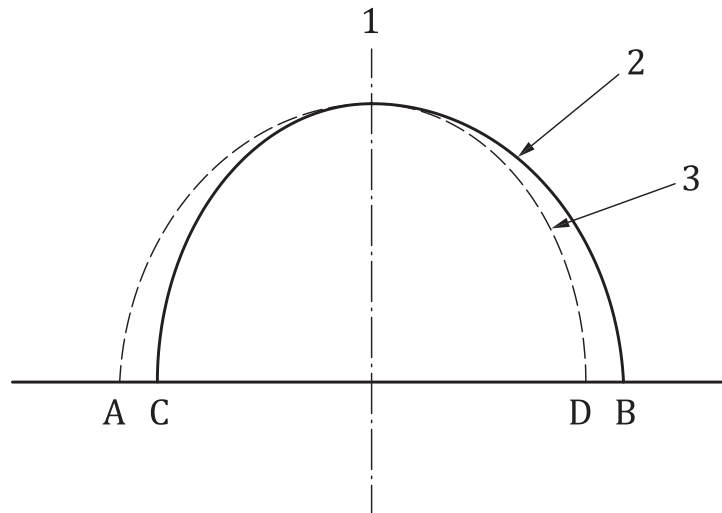
One sample each size right and left shall be tested. Exceptions are made for some properties, as specified in [Table 1](#).

5.2 Determination of dimensions

5.2.1 Internal metallic toecap length

5.2.1.1 Determination of the test axis

Position the left metallic toecap with its rear edge in line with a base line and draw its outline. Repeat the exercise with the right metallic toecap of the pair, positioning it at the same base line in such a manner that the outlines at the toe end of the metallic toecaps coincide (see [Figure 1](#)).



Key

- 1 test axis
- 2 right toecap
- 3 left toecap
- A, B, C, D points where the outlines of the right and left metallic toecaps intersect on the base line

Figure 1 – Determination of test axis (schematic illustration)

Mark the four points A, B, C and D where the outlines of the right and left metallic toecaps intersect on the base line. Construct the perpendicular from the base line at the midpoint of AB or CD. This constitutes the test axis of both metallic toecaps.

<https://standards.iteh.ai/catalog/standards/sist/297e689d-8221-40e9-9182-527d39a46878/iso-22568-1-2019>

5.2.1.2 Procedure

Place the metallic toecap, open side down, on a flat surface. With an appropriate gauge, measure the internal length l , along the test axis from the front inside to the vertical projection of the back edge between 3 mm and 10 mm above and parallel to the surface upon which the metallic toecap rests, taking the longest distance as the length l (see [Figure 2](#)).

5.2.2 Width of flange

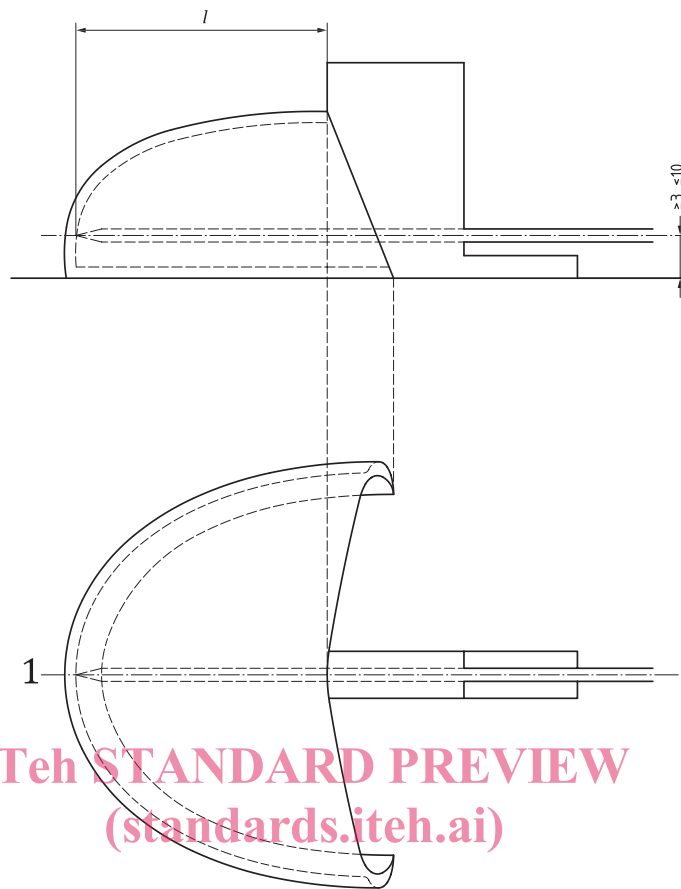
Determine the inside width of the flange, e , as shown in [Figure 3](#).

5.2.3 Test report

The test report shall include the following information:

- a) a reference to this document, i.e. ISO 22568-1:2019;
- b) all the details concerning the necessary information for the samples identification;
- c) the internal lengths determined according to [5.2.1](#) for each sample of measured metallic toecap;
- d) the width of flange determined according to [5.2.2](#) for each sample of measured metallic toecap;
- e) any deviation by agreement or otherwise from the present test method.

Dimensions in millimetres



iTeh STANDARD PREVIEW
(standards.iteh.ai)

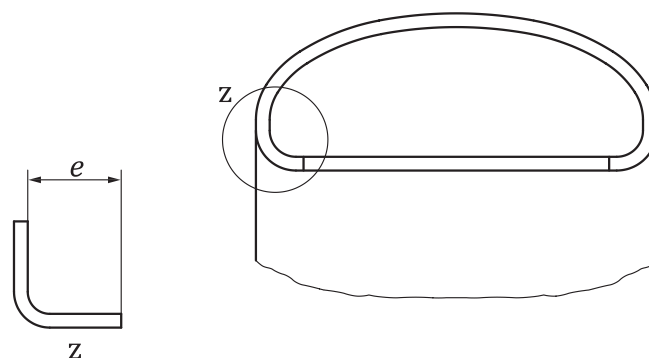
ISO 22568-1:2019

<https://standards.iteh.ai/catalog/standards/sist/297e689d-8221-40e9-9182-527d39a46878/iso-22568-1-2019>

Key

- 1 test axis
- l internal length of the metallic toecap

Figure 2 — Measurement of internal metallic toecap length



Key

- e width of the metallic toecap flange

Figure 3 — Illustration of width, e , of the metallic toecap flange