

INTERNATIONAL  
STANDARD

ISO/IEC/  
IEEE  
21840

First edition  
2019-12

---

---

**Systems and software engineering —  
Guidelines for the utilization of ISO/  
IEC/IEEE 15288 in the context of  
system of systems (SoS)**

*Ingénierie des systèmes et du logiciel — Lignes directrices pour  
l'utilisation de l'ISO/IEC/IECC 15288 dans le contexte d'un système de  
systèmes (SdS)*

iteh standards  
(<https://standards.iteh.ai>)  
Document Preview

[ISO/IEC/IEEE 21840:2019](https://standards.iteh.ai/catalog/standards/iso/5686ea51-d015-4efd-867d-1cf88b5ba638/iso-iec-ieee-21840-2019)

<https://standards.iteh.ai/catalog/standards/iso/5686ea51-d015-4efd-867d-1cf88b5ba638/iso-iec-ieee-21840-2019>



Reference number  
ISO/IEC/IEEE 21840:2019(E)

© ISO/IEC 2019  
© IEEE 2019

iTeh Standards  
(<https://standards.iteh.ai>)  
Document Preview

[ISO/IEC/IEEE 21840:2019](https://standards.iteh.ai/catalog/standards/iso/5686ea51-d015-4efd-867d-1cf88b5ba638/iso-iec-ieee-21840-2019)

<https://standards.iteh.ai/catalog/standards/iso/5686ea51-d015-4efd-867d-1cf88b5ba638/iso-iec-ieee-21840-2019>



**COPYRIGHT PROTECTED DOCUMENT**

© ISO/IEC 2019

© IEEE 2019

All rights reserved. Unless otherwise specified, or required in the context of its implementation, no part of this publication may be reproduced or utilized otherwise in any form or by any means, electronic or mechanical, including photocopying, or posting on the internet or an intranet, without prior written permission. Permission can be requested from either ISO or IEEE at the respective address below or ISO's member body in the country of the requester.

ISO copyright office  
CP 401 • Ch. de Blandonnet 8  
CH-1214 Vernier, Geneva  
Phone: +41 22 749 01 11  
Fax: +41 22 749 09 47  
Email: [copyright@iso.org](mailto:copyright@iso.org)  
Website: [www.iso.org](http://www.iso.org)

Institute of Electrical and Electronics Engineers, Inc  
3 Park Avenue, New York  
NY 10016-5997, USA

Email: [stds.ipr@ieee.org](mailto:stds.ipr@ieee.org)  
Website: [www.ieee.org](http://www.ieee.org)

Published in Switzerland

# Contents

Page

<b>Foreword</b> .....	<b>v</b>
<b>Introduction</b> .....	<b>vi</b>
<b>1 Scope</b> .....	<b>1</b>
<b>2 Normative References</b> .....	<b>1</b>
<b>3 Terms, definitions, and abbreviated terms</b> .....	<b>1</b>
3.1 Terms and definitions.....	1
3.2 Abbreviated terms.....	3
<b>4 Relationship to other standards</b> .....	<b>3</b>
<b>5 Key concepts and application</b> .....	<b>4</b>
5.1 Differences between systems and SoS.....	4
5.2 Managerial and operational independence.....	7
<b>6 Application of system life cycle processes to SoS</b> .....	<b>10</b>
6.1 Agreement processes.....	10
6.1.1 General.....	10
6.1.2 Acquisition process.....	12
6.1.3 Supply process.....	13
6.2 Organizational project-enabling processes.....	15
6.2.1 General.....	15
6.2.2 Life cycle model management.....	16
6.2.3 Infrastructure management process.....	17
6.2.4 Portfolio management process.....	18
6.2.5 Human resource management.....	20
6.2.6 Quality management process.....	21
6.2.7 Knowledge management process.....	22
6.3 Technical management processes.....	23
6.3.1 General.....	23
6.3.2 Project planning process.....	24
6.3.3 Project assessment and control process.....	25
6.3.4 Decision management process.....	27
6.3.5 Risk management process.....	28
6.3.6 Configuration management process.....	29
6.3.7 Information management process.....	30
6.3.8 Measurement process.....	31
6.3.9 Quality assurance process.....	32
6.4 Technical processes.....	33
6.4.1 General.....	33
6.4.2 Business or mission analysis process.....	36
6.4.3 Stakeholder needs and requirements definition process.....	37
6.4.4 System requirements definition process.....	39
6.4.5 Architecture definition process.....	41
6.4.6 Design definition process.....	44
6.4.7 System analysis process.....	46
6.4.8 Implementation process.....	47
6.4.9 Integration process.....	48
6.4.10 Verification process.....	49
6.4.11 Transition process.....	51
6.4.12 Validation process.....	52
6.4.13 Operation process.....	54
6.4.14 Maintenance process.....	55
6.4.15 Disposal process.....	56
<b>Bibliography</b> .....	<b>58</b>

**iTeh Standards**  
**(<https://standards.itih.ai>)**  
**Document Preview**

[ISO/IEC/IEEE 21840:2019](https://standards.itih.ai/catalog/standards/iso/5686ea51-d015-4efd-867d-1cf88b5ba638/iso-iec-ieee-21840-2019)

<https://standards.itih.ai/catalog/standards/iso/5686ea51-d015-4efd-867d-1cf88b5ba638/iso-iec-ieee-21840-2019>

## Foreword

ISO (the International Organization for Standardization) and IEC (the International Electrotechnical Commission) form the specialized system for worldwide standardization. National bodies that are members of ISO or IEC participate in the development of International Standards through technical committees established by the respective organization to deal with particular fields of technical activity. ISO and IEC technical committees collaborate in fields of mutual interest. Other international organizations, governmental and non-governmental, in liaison with ISO and IEC, also take part in the work.

The procedures used to develop this document and those intended for its further maintenance are described in the ISO/IEC Directives, Part 1. In particular, the different approval criteria needed for the different types of ISO documents should be noted. This document was drafted in accordance with the rules given in the ISO/IEC Directives, Part 2 (see [www.iso.org/directives](http://www.iso.org/directives)).

IEEE Standards documents are developed within the IEEE Societies and the Standards Coordinating Committees of the IEEE Standards Association (IEEE-SA) Standards Board. The IEEE develops its standards through a consensus development process, approved by the American National Standards Institute, which brings together volunteers representing varied viewpoints and interests to achieve the final product. Volunteers are not necessarily members of the Institute and serve without compensation. While the IEEE administers the process and establishes rules to promote fairness in the consensus development process, the IEEE does not independently evaluate, test, or verify the accuracy of any of the information contained in its standards.

Attention is drawn to the possibility that some of the elements of this document may be the subject of patent rights. ISO and IEC shall not be held responsible for identifying any or all such patent rights. Details of any patent rights identified during the development of the document will be in the Introduction and/or on the ISO list of patent declarations received (see [www.iso.org/patents](http://www.iso.org/patents)) or the IEC list of patent declarations received (see <http://patents.iec.ch>).

Any trade name used in this document is information given for the convenience of users and does not constitute an endorsement.

For an explanation of the voluntary nature of standards, the meaning of ISO specific terms and expressions related to conformity assessment, as well as information about ISO's adherence to the World Trade Organization (WTO) principles in the Technical Barriers to Trade (TBT) see [www.iso.org/iso/foreword.html](http://www.iso.org/iso/foreword.html).

This document was prepared by Joint Technical Committee ISO/IEC JTC 1, *Information technology*, Subcommittee SC 7, *Systems and software engineering*, in cooperation with the Systems and Software Engineering Standards Committee of the IEEE Computer Society, under the Partner Standards Development Organization cooperation agreement between ISO and IEEE.

Any feedback or questions on this document should be directed to the user's national standards body. A complete listing of these bodies can be found at [www.iso.org/members.html](http://www.iso.org/members.html).

## Introduction

Application of systems engineering to systems of systems has become increasingly important for the realization and sustainability of large and persistent sociotechnical systems in domains as varied as healthcare, transportation, energy, and defense, and contexts such as corporations, cities, and government. This has been intensified in the last fifteen years by the pervasiveness of information technology (IT), illustrated by new technologies and paradigms such as Sensor Networks, Cloud Computing, the Internet of Things, Big Data, Smart Devices and Ambient Intelligence. It is, for instance, the application of these technologies to cities that transform them into smarter cities.

This document provides guidance for the utilization of ISO/IEC/IEEE 15288 in the context of SoS. While ISO/IEC/IEEE 15288 applies to systems in general (including constituent systems), this document provides guidance on the application of these processes to the special case of SoS. However, ISO/IEC/IEEE 21840 is not a self-contained SoS replacement for ISO/IEC/IEEE 15288. This document is intended to be used in conjunction with ISO/IEC/IEEE 15288, ISO/IEC/IEEE 21839 and ISO/IEC/IEEE 21841 and is not intended to be used without them.

For example, ISO/IEC/IEEE 21841 provides a taxonomy for SoS, providing specific viewpoints that align with stakeholder concerns. Using a taxonomy in conjunction with this document facilitates better communications among the various stakeholders that are involved in activities like governance, engineering, operation, and management of these SoS. However, this document does not require the use of any specific taxa in ISO/IEC/IEEE 21841.

# iTeh Standards (<https://standards.iteh.ai>) Document Preview

[ISO/IEC/IEEE 21840:2019](https://standards.iteh.ai/catalog/standards/iso/5686ea51-d015-4efd-867d-1cf88b5ba638/iso-iec-ieee-21840-2019)

<https://standards.iteh.ai/catalog/standards/iso/5686ea51-d015-4efd-867d-1cf88b5ba638/iso-iec-ieee-21840-2019>

# Systems and software engineering — Guidelines for the utilization of ISO/IEC/IEEE 15288 in the context of system of systems (SoS)

## 1 Scope

This document provides guidance on the application of processes in ISO/IEC/IEEE 15288 to systems of systems (SoS). The scope of this document is the same as ISO/IEC/IEEE 15288, which addresses more than systems engineering activities.

NOTE 1 Throughout the document, there is mixed use of "system of systems" and "systems of systems". "SoS" could refer to a system of systems or systems of systems. Similarly, "CS" could refer to a constituent system or constituent systems.

This document provides general guidance for each ISO/IEC/IEEE 15288 process and process outcome in the context of SoS, but it does not address specific activities, tasks, methods, or procedures. Additional processes and process outcomes unique to SoS can still be needed and are not covered by this document.

This document explores the similarities and differences between systems and SoS and, by extension, the similarities and differences between engineering of systems and SoS. The guidance contained in this document is expected to evolve as the discipline matures.

NOTE 2 In many cases, this document notes that ISO/IEC/IEEE 15288 processes or process outcomes "... applies as stated to SoS." Some interpretation within the context of SoS can still be needed.

## 2 Normative References

There are no normative references in this document.

## 3 Terms, definitions, and abbreviated terms

### 3.1 Terms and definitions

For the purposes of this document, the following terms and definitions apply.

NOTE For additional terms and definitions in the field of systems and software engineering, see ISO/IEC/IEEE 24765, which is published periodically as a "snapshot" of the SEVOCAB (Systems and software Engineering Vocabulary) database and which is publicly accessible at [www.computer.org/sevocab](http://www.computer.org/sevocab).

ISO, IEC, and IEEE maintain terminological databases for use in standardization at the following addresses:

- ISO Online browsing platform: available at <https://www.iso.org/>
- IEC Electropedia: available at <http://www.electropedia.org/>
- IEEE Standards Dictionary Online: available at: <http://dictionary.ieee.org>

#### 3.1.1 capability

measure of capacity and the ability of an entity (*system* (3.1.8), person or organization) to achieve its objectives

[SOURCE: ISO/IEC 19770-1:2017, 3.10, modified — Note 1 to entry has been removed.]

### 3.1.2

#### **constituent system**

independent *system* (3.1.8) that forms part of a *system of systems* (SoS) (3.1.10)

Note 1 to entry: Constituent systems can be part of one or more SoS. Each constituent system is a useful system by itself, having its own development, *management* (3.1.5), utilization, goals, and resources, but interacts within the SoS to provide the unique *capability* (3.1.1) of the SoS.

[SOURCE: ISO/IEC/IEEE 21839:2019, 3.1.1]

### 3.1.3

#### **emergence**

principle that entities exhibit properties which are meaningful only when attributed to the whole, not to its parts

Note 1 to entry: These properties cannot be reduced or decomposed back down to the those of any individual *constituent system* (3.1.2).

Note 2 to entry: The definition is adapted from Reference [9].

### 3.1.4

#### **governance**

process of establishing and enforcing strategic goals and objectives, organizational policies, and performance parameters

[SOURCE: ISO/IEC 24765:2017, 3.1757, modified — The article "the" at the beginning of the definition has been removed.]

### 3.1.5

#### **management**

*system* (3.1.8) of controls and processes required to achieve the strategic objectives set by the organization's governing body

Note 1 to entry: Management is subject to the policy guidance and monitoring set through corporate *governance* (3.1.4).

[SOURCE: ISO/IEC/IEEE 24765:2017, 3.2338]

### 3.1.6

#### **satisficing**

decision technique that discards any alternative with an attribute value outside an acceptable range

[SOURCE: ISO/IEC/IEEE 24765:2017, 3.3601]

### 3.1.7

#### **stage**

period within the life cycle of an entity that relates to the state of its description or realization

Note 1 to entry: As used in this document, stages relate to major progress and achievement milestones of the entity through its life cycle.

Note 2 to entry: Stages often overlap.

[SOURCE: ISO/IEC/IEEE 15288:2015, 4.1.43, modified — The expression "this International Standard" has been replaced with "this document".]

### 3.1.8

#### **system**

combination of interacting elements organized to achieve one or more stated purposes

[SOURCE: ISO/IEC/IEEE 15288:2015, 4.1.46, modified — Note 1, 2, and 3 to entry have been removed.]



**3.1.9****system-of-interest**

*system* (3.1.8) whose life cycle is under consideration

Note 1 to entry: In this document, the system-of-interest is a *system of systems* (3.1.10).

[SOURCE: ISO/IEC/IEEE 15288:2015, 4.1.48, modified — The words "in the context of this International Standard" have been removed; Note 1 to entry has been added.]

**3.1.10****system of systems**

set of *systems* (3.1.8) and system elements that interact to provide a unique *capability* (3.1.1) that none of the *constituent systems* (3.1.2) can accomplish on its own

Note 1 to entry: System elements can be necessary to facilitate interaction of the constituent systems in the system of systems.

[SOURCE: ISO/IEC/IEEE 21839:2019, 3.1.4, modified — The abbreviated term "SoS" has been removed.]

**3.1.11****system life cycle**

period that begins when a *system* (3.1.8) is conceived and ends when the system is no longer available for use

[SOURCE: ISO/IEC/IEEE 24765:2017, 3.4108]

**3.1.12****taxonomy**

scheme that partitions a body of knowledge and defines the relationships among the pieces

[SOURCE: ISO/IEC/IEEE 24765:2017, 3.4167, modified — Note 1 to entry has been removed.]

**3.2 Abbreviated terms**

CS constituent system, constituent systems

SE systems engineering

SOI system of interest

SoS system of systems, systems of systems

SoSE system of systems engineering

**4 Relationship to other standards**

This document is part of a set of documents that are intended to be used together:

ISO/IEC/IEEE 15288 provides the fundamental basis for this document by establishing a model set of system life cycle processes.

ISO/IEC/IEEE 21839 addresses SoS considerations in life cycle stages of a system.

This document provides guidance on the use of ISO/IEC/IEEE 15288 in the context of SoS, including considerations for how CS relate to each other within the SoS. However, the use of any specific taxa in ISO/IEC/IEEE 21841 is not required.

ISO/IEC/IEEE 21841 provides a taxonomy for SoS, providing specific viewpoints that align with management and governance concerns. Using a taxonomy in conjunction with this document facilitates better communications among the various stakeholders that are involved in activities like governance, engineering, operation, and management of these SoS.

Figure 1 highlights these relationships.

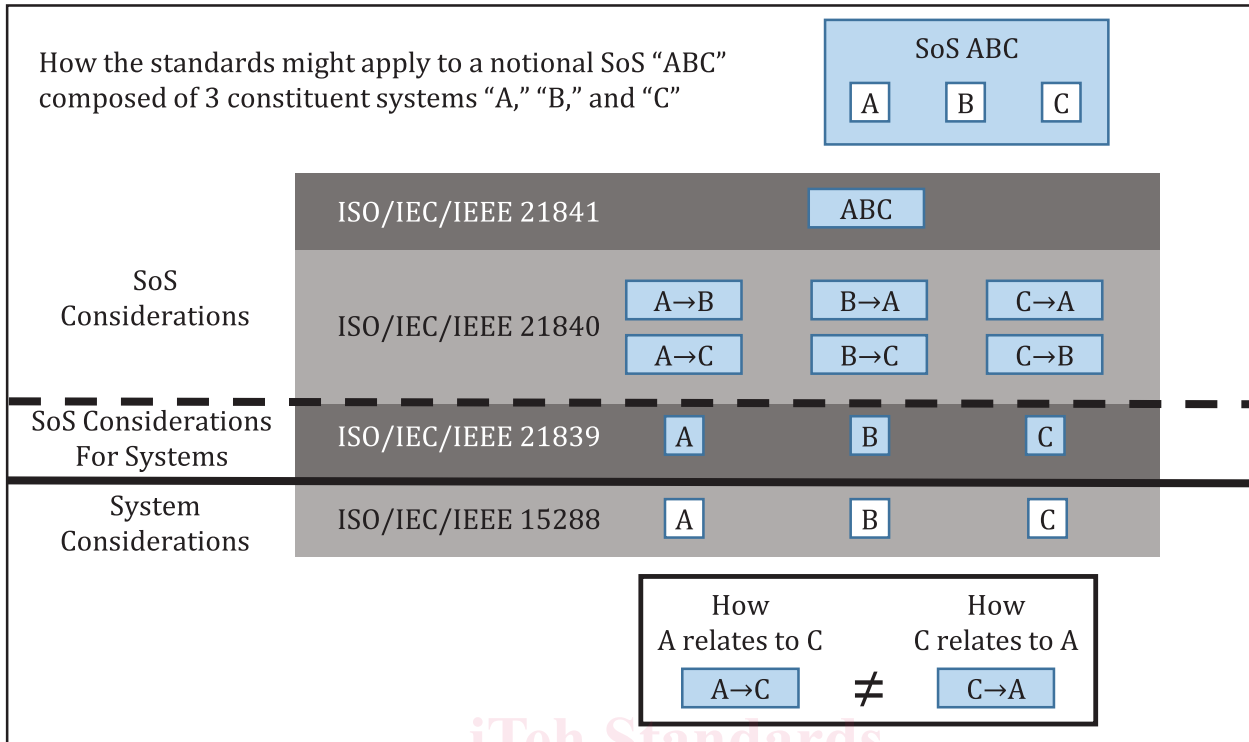


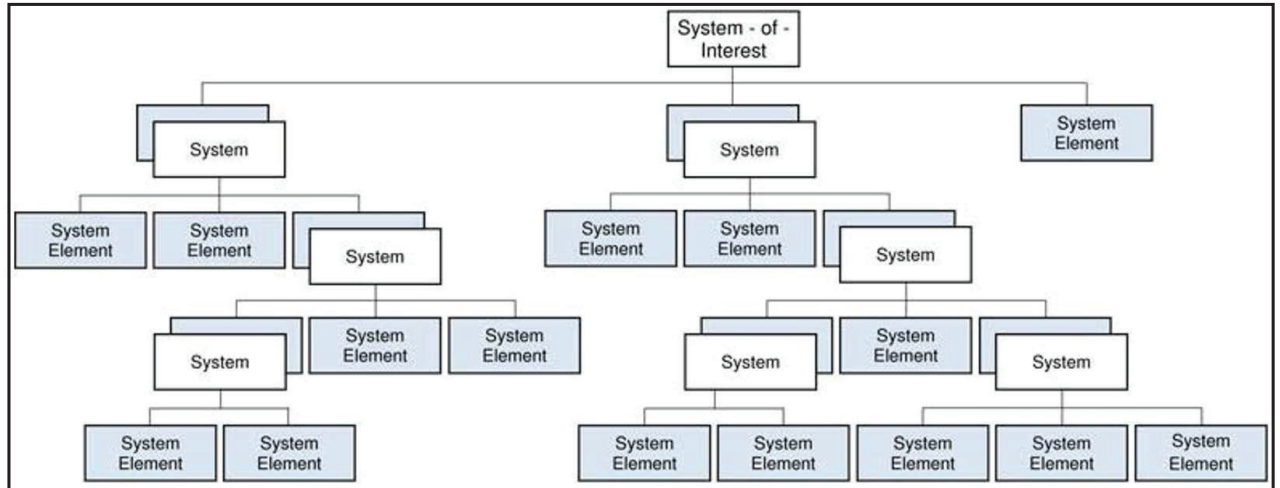
Figure 1 — Relationship between the standards

## 5 Key concepts and application

### 5.1 Differences between systems and SoS

To apply the guidance in the document, it is necessary to understand the differences between systems and SoS in which the CS are managerially and operationally independent<sup>[11]</sup>. Figure 2 shows that an SOI consists of system elements, some of which could be systems themselves. These systems also consist of system elements, some of which could be systems and so on. ISO/IEC/IEEE 15288 can be applied to any of these systems. If SoS were the same as systems, but just on a bigger scale, there would be little need for additional guidance.

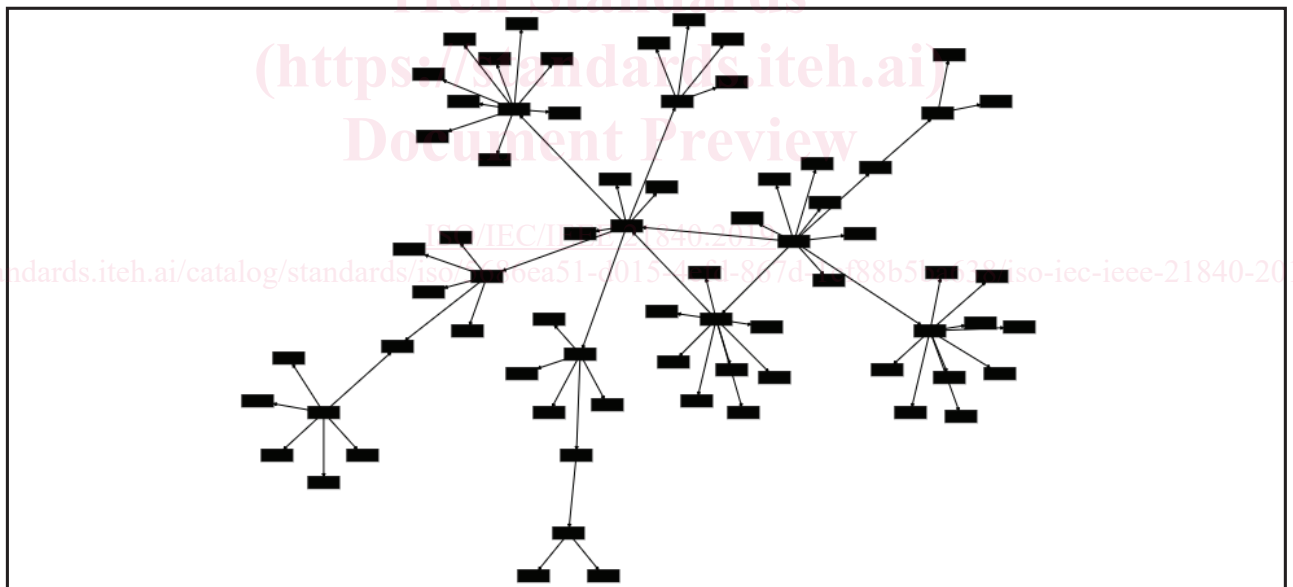
It is important to note that a collection of systems may not be an SoS. For example, Figure 2 shows a collection of systems and system elements, but is this an SoS?



NOTE This figure is reproduced from ISO/IEC/IEEE 15288:2015, Figure 2.

**Figure 2 — Overview of a system**

It is not possible to determine from a hierarchy diagram if a collection of systems is an SoS. Rather than being described in terms of hierarchies, SoS are often described as general networks as shown in [Figure 3](#).



**Figure 3 — Overview of an SoS**

Within an SoS, each CS is an independent system that forms part of an SoS. CS can be part of one or more SoS. Each CS is a useful system by itself, having its own development, management, utilization, goals, and resources, but interacts within the SoS to provide the unique capability of the SoS. These additional attributes are what distinguish SoS from a collection of systems.

The differences between a system and an SoS are not in the physical or hierarchical structure of the component parts, but rather in the behavioral and managerial characteristics of those parts. The differences between systems and SoS (and between SE and SoSE) are complex. [Table 1](#) describes examples of drivers of SE compared with SoSE, while [Table 2](#) and [Table 3](#) describe some of the differences between systems and SoS. These differences reflect the attributes or characteristics around which the guidance on the application of ISO/IEC/IEEE 15288 to SoS are framed.

However, it is important to understand that characteristics differ between system and SoS, and are not mutually exclusive.

**Table 1 — Example drivers of SE and SoSE**

	<b>SE</b>	<b>SoSE</b>
<b>Focus</b>	Single complex system	Multiple integrated complex systems
<b>Objective</b>	Optimization	Satisficing, sustainment
<b>Boundaries</b>	Static	Dynamic
<b>Problem</b>	Defined	Emergent
<b>Structure</b>	Hierarchical	Network
<b>Goals</b>	Unitary	Pluralistic
<b>Timeframe</b>	System life cycle	Continuous
<b>Centricity</b>	Platform	Network
<b>Tools</b>	Many	Few
<b>Management framework</b>	Established	Various

NOTE This table is adapted from Reference [10].

**Table 2 — Examples of differences between systems and SoS**

<b>Systems tend to have</b>	<b>SoS tend to have</b>
A clear set of stakeholders	Multiple levels of stakeholders with mixed and possibly competing interests
Clear objectives and purpose	Multiple and possibly contradictory objectives and purpose
Clear management structure and clear accountabilities	Disparate management structures with no clear accountability
Clear operational priorities, with escalation to resolve priorities	Multiple, and sometimes different, operational priorities with no clear escalation routes
A single life cycle	Multiple lifecycles with elements being implemented asynchronously
Clear ownership with the ability to move resources between elements	Multiple owners making individual resourcing decisions

NOTE This table is adapted from Reference [11].

**Table 3 — Examples of differences between systems and SoS**

<b>Attribute</b>	<b>System</b>	<b>SoS</b>
<b>Autonomy</b>	Autonomy is ceded by parts to grant autonomy to the system.	Autonomy is retained and exercised by CS while contributing to fulfilling the purpose of the SoS.
<b>Belonging</b>	Parts are akin to family members; they did not choose themselves but came from parents. Belonging of parts is in their nature.	While some CS are directed or coerced to belong to SoS, some CS could be unaware of the SoS. Some CS choose to belong on a cost/benefits basis; also, to cause greater fulfillment of their own purposes, and because of belief in the overarching SoS purpose.
<b>Connectivity</b>	Prescient design, along with parts, with high connectivity hidden in elements, and minimum connectivity among major subsystems.	Dynamically supplied by CS with every possibility of myriad connections between CS, possibly via a net-centric architecture, to enhance SoS capability.

NOTE This table is adapted from Reference [8].

Table 3 (continued)

Attribute	System	SoS
<b>Diversity</b>	Managed i.e. reduced or minimized by modular hierarchy; parts' diversity encapsulated to create a known discrete module whose nature is to project simplicity into the next level of the hierarchy.	Increased diversity in SoS capability achieved by released autonomy, committed belonging, and open connectivity.
<b>Emergence</b>	Foreseen, both good and bad behavior, and designed in or tested out as appropriate.	Enhanced by deliberately not being foreseen, though its crucial importance is, and by creating an emergence capability climate, that will support early detection and elimination of bad behaviors.

NOTE This table is adapted from Reference [8].

## 5.2 Managerial and operational independence

ISO/IEC/IEEE 15288:2015, Annex G contains general information on SoS. Details of SoS characteristics and types in ISO/IEC/IEEE 15288:2015, G.2 are shown in the box.

SoS are characterized by managerial and operational independence of the constituent systems, which in many cases were developed and continue to support originally identified users concurrently with users of the SoS. In other contexts, each constituent system itself is a SOI; its existence often predates the SoS, while its characteristics were originally engineered to meet the needs of their initial users. As constituents of the SoS, their consideration is expanded to encompass the larger needs of the SoS. This implies added complexity particularly when the systems continue to evolve independently of the SoS. The constituent systems also typically retain their original stakeholders and governance mechanisms, which limits alternatives to address the needs of the SoS.

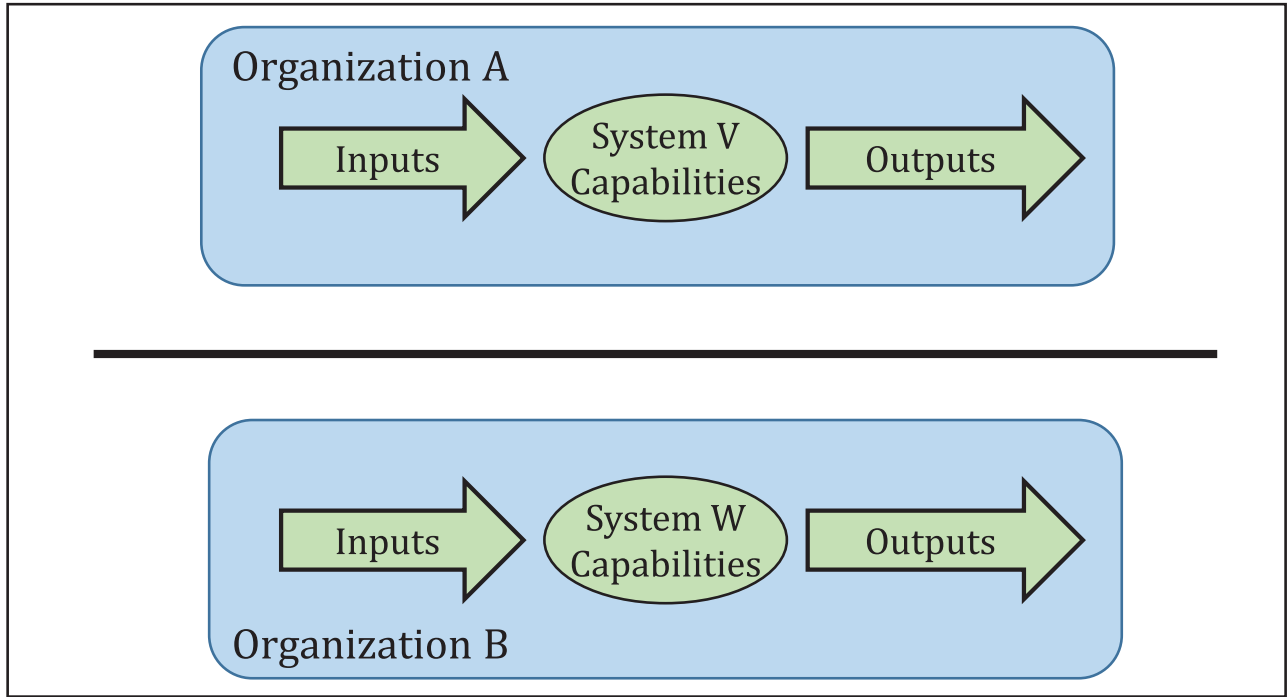
Emergence is a key characteristic of SoS – the unanticipated effects at the systems of systems level attributed to the complex interaction dynamics of the constituent systems. In SoS, constituent systems are intentionally considered in their combination, so as to obtain and analyze outcomes not possible to obtain with the systems alone. The complexity of the constituent systems and the fact they may have been designed without regard to their role in the SoS, can result in new, unexpected behaviors. Identifying and addressing unanticipated emergent results is a particular challenge in engineering SoS.

Applying SE to SoS aims to engineer the desired emergent behavior and minimize the undesired emergent behavior - the anticipated effects are generally the reason for the SoS conceptualization.

Systems operate within a context of managerial control which is subject to governance<sup>[7]</sup>. Organizations govern a portfolio of programs through goals and objectives, subject to laws, regulations, and external agreements such as contracts. Programs manage some number of projects to achieve those goals and objectives.

An SoS comprises CS and other system elements that can be necessary to facilitate interaction of the CS in the SoS. Relationships between CS and system elements affect the SoS. Systems that do not interact are not part of an SoS as shown in [Figure 4](#). Organization A owns System V which consumes inputs and produces outputs. Likewise, Organization B owns System W which also consumes inputs and produces outputs. Systems have capabilities. Outcomes can be partially or totally achieved when the system behaves. Because Systems V and W do not interact, there is no SoS.

NOTE The terms "organization" and "owns" suggest that individual CS could reside in different companies or enterprises. However, CS could reside within different organizational elements within a particular company or enterprise.



**Figure 4 — Systems that don't interact are not part of an SoS**

An essential characteristic is that CS within the SoS are operationally independent<sup>[11]</sup>. That is, the CS can (and do) operate independently to fulfil some number of purposes on their own, separate from the SoS. However, an SoS is a set of systems and system elements that interact to provide a unique capability that none of the CS can accomplish on its own as shown in [Figure 5](#). Because the SoS provides unique capabilities beyond those of the CS, the SoS could have unique inputs beyond inputs originally needed by the CS. Also, while it is possible that the emergent capability is provided by one of the CS, this isn't necessarily the case. Some SoS can (and do) provide outputs not conveyed by one of the CS.

<https://standards.iteh.ai/catalog/standards/iso/5686ea51-d015-4efd-867d-1cf88b5ba638/iso-iec-ieee-21840-2019>