



SLOVENSKI STANDARD

SIST EN 17679:2022

01-september-2022

Polimerni materiali - Plastične folije - Ugotavljanje odpornosti proti trganju z zarezovanjem trapezoidnega preskušanca

Plastics - Plastic films - Determination of tear resistance using a trapezoidal test specimen with incision

Prüfung von Kunststoff-Folien - Weiterreißversuch an trapezförmigen Proben mit Einschnitt

Plastiques - Films plastiques - Détermination de la résistance au déchirement sur éprouvettes trapézoïdales avec incision

Ta slovenski standard je istoveten z: EN 17679:2022

ICS:

83.140.10 Filmi in folije Films and sheets

SIST EN 17679:2022 **en,fr,de**

EUROPEAN STANDARD

EN 17679

NORME EUROPÉENNE

EUROPÄISCHE NORM

June 2022

ICS 83.140.10

English Version

Plastics - Plastic films - Determination of tear resistance using a trapezoidal test specimen with incision

Plastiques - Films plastiques - Détermination de la
résistance au déchirement sur éprouvettes
trapézoïdales avec incision

Kunststoffe - Kunststofffolien - Bestimmung des
Weiterreißwiderstands unter Verwendung eines
trapezförmigen Probekörpers mit Einschnitt

This European Standard was approved by CEN on 22 May 2022.

CEN members are bound to comply with the CEN/CENELEC Internal Regulations which stipulate the conditions for giving this European Standard the status of a national standard without any alteration. Up-to-date lists and bibliographical references concerning such national standards may be obtained on application to the CEN-CENELEC Management Centre or to any CEN member.

This European Standard exists in three official versions (English, French, German). A version in any other language made by translation under the responsibility of a CEN member into its own language and notified to the CEN-CENELEC Management Centre has the same status as the official versions.

CEN members are the national standards bodies of Austria, Belgium, Bulgaria, Croatia, Cyprus, Czech Republic, Denmark, Estonia, Finland, France, Germany, Greece, Hungary, Iceland, Ireland, Italy, Latvia, Lithuania, Luxembourg, Malta, Netherlands, Norway, Poland, Portugal, Republic of North Macedonia, Romania, Serbia, Slovakia, Slovenia, Spain, Sweden, Switzerland, Turkey and United Kingdom.

<https://standards.iteh.ai/catalog/standards/sist/85375ad7-8620-4063-95f5-3336c6669852/sist-en-17679-2022>



EUROPEAN COMMITTEE FOR STANDARDIZATION
COMITÉ EUROPÉEN DE NORMALISATION
EUROPÄISCHES KOMITEE FÜR NORMUNG

CEN-CENELEC Management Centre: Rue de la Science 23, B-1040 Brussels

Contents		Page
European foreword		3
1	Scope	4
2	Normative references	4
3	Terms and definitions	4
4	Specimens	5
4.1	Sampling and specimen preparation	5
4.2	Number of specimens	6
5	Apparatus	6
6	Procedure	6
7	Evaluation	7
8	Test report	7
Annex A (informative) Explanatory notes		8
Bibliography		9

iTech STANDARD PREVIEW
(standards.iteh.ai)

SIST EN 17679:2022

<https://standards.iteh.ai/catalog/standards/sist/85375ad7-8620-4063-95f5-3336e6669852/sist-en-17679-2022>

European foreword

This document (EN 17679:2022) has been prepared by Technical Committee CEN/TC 249 “Plastics” the secretariat of which is held by NBN.

This European Standard shall be given the status of a national standard, either by publication of an identical text or by endorsement, at the latest by December 2022, and conflicting national standards shall be withdrawn at the latest by December 2022.

Attention is drawn to the possibility that some of the elements of this document may be the subject of patent rights. CEN shall not be held responsible for identifying any or all such patent rights.

This document is based on DIN 53363:2003-10.

Any feedback and questions on this document should be directed to the users’ national standards body. A complete listing of these bodies can be found on the CEN website.

According to the CEN-CENELEC Internal Regulations, the national standards organisations of the following countries are bound to implement this European Standard: Austria, Belgium, Bulgaria, Croatia, Cyprus, Czech Republic, Denmark, Estonia, Finland, France, Germany, Greece, Hungary, Iceland, Ireland, Italy, Latvia, Lithuania, Luxembourg, Malta, Netherlands, Norway, Poland, Portugal, Republic of North Macedonia, Romania, Serbia, Slovakia, Slovenia, Spain, Sweden, Switzerland, Turkey and the United Kingdom.

(standards.iteh.ai)

SIST EN 17679:2022

<https://standards.iteh.ai/catalog/standards/sist/85375ad7-8620-4063-95f5-3336e6669852/sist-en-17679-2022>

EN 17679:2022 (E)**1 Scope**

This document specifies a method of determining the tear resistance of a plastic film under specified conditions. It is applicable to products that, because of their flexibility, do not tear when clamped between the grips of a tensile testing machine. The method makes it possible to compare samples of different products provided their thickness does not differ by more than 10 %.

2 Normative references

The following documents are referred to in the text in such a way that some or all of their content constitutes requirements of this document. For dated references, only the edition cited applies. For undated references, the latest edition of the referenced document (including any amendments) applies.

EN ISO 291, *Plastics - Standard atmospheres for conditioning and testing (ISO 291)*

EN ISO 527-1, *Plastics - Determination of tensile properties - Part 1: General principles (ISO 527-1)*

EN ISO 7500-1, *Metallic materials - Calibration and verification of static uniaxial testing machines - Part 1: Tension/compression testing machines - Calibration and verification of the force-measuring system (ISO 7500-1)*

ISO 4593, *Plastics — Film and sheeting — Determination of thickness by mechanical scanning*

3 Terms and definitions

For the purposes of this document, the following terms and definitions apply.

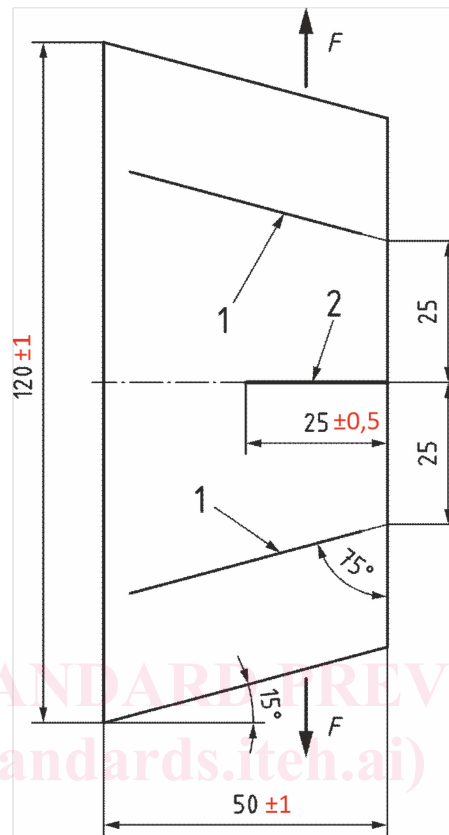
ISO and IEC maintain terminological databases for use in standardization at the following addresses:

- IEC Electropedia: available at <https://www.electropedia.org/>
- ISO Online browsing platform: available at <https://standards.iteh.ai/catalog/standards/sist/85375ad7-8620-4063-95f5-https://www.iso.org/obp>

3.1**tear resistance**

ratio of the force with which a trapezoidal specimen as shown in Figure 1 resists tear, to the specimen thickness

Dimensions in millimetres



SIST EN 17679:2022

Key <https://standards.iteh.ai/catalog/standards/sist/85375ad7-8620-4063-95f5-3336e6669852/sist-en-17679-2022>

- 1 grip clamping marks
- 2 incision

Figure 1 — Trapezoidal specimen

4 Specimens

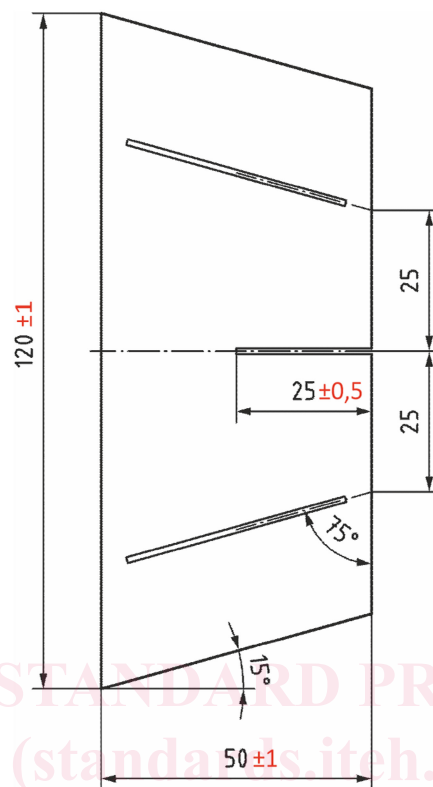
4.1 Sampling and specimen preparation

Specimens as shown in Figure 1 shall be cut from the product to be tested. If possible, they should be taken parallel and transverse to the manufacturing direction (machine direction) of the film or sheeting so as to permit determination of the tear resistance in both directions as defined by the direction of the incision.

If only one piece of the product is available and its manufacturing direction cannot be determined, specimens are to be taken in two directions orthogonal to each other.

The cut directions shall be marked.

The use of a template as shown in Figure 2, made of a cut-resistant material, will make it easier to cut out the specimen and make the incision with a knife or razor blade, and to apply the grip clamping marks using a wipe and water resistant or grease pencil. The angles should be manufactured to a limiting deviation of $\pm 0,5^\circ$.



Template thickness: 2 mm to 3 mm

SIST EN 17679:2022

<https://standards.iteh.ai/catalog/standards/sist/85375ad7-8620-4063-95f5-333333333333> Figure 2 — Template

4.2 Number of specimens

A minimum of five specimens shall be tested. If specimens are to be tested in both directions, at least five shall be taken for each direction.

5 Apparatus

5.1 Tensile testing machine, class 1, as in EN ISO 7500-1, and equipped with a device for gripping the specimen at the marks (see Figure 1).

5.2 Measuring device, for measuring the specimen dimensions as in ISO 4593.

6 Procedure

Condition the specimen for 24 h in the standard atmosphere. Then determine the thickness of the specimen as specified in ISO 4593 at five points near the base of the incision.

Clamp the specimen in the grips of the testing machine, ensuring that the marks coincide with the edges of the grips (see Annex A). To do so, move the clamping jaws 50 mm apart. Mount the test specimen to the upper clamp of the test machine such that the upper grip clamping mark is parallel to the clamp. Align the lower grip clamping mark parallel to the lower clamp by hand and fix it to the clamp.

Perform the test at a speed of (100 ± 10) mm/min (as specified in EN ISO 527-1) and record the maximum force reading.

Carry out the tear test in a 23/50 standard atmosphere as in EN ISO 291.

NOTE In many cases, additional tests performed at lower and higher temperatures are appropriate. For this purpose, an environmental test chamber is used during testing, capable of maintaining the required temperature to within ± 1 K.

7 Evaluation

Calculate separate arithmetic means for the maximum force readings for each set of specimens (machine and transverse directions) from the values found in the individual tests and then calculate the tear resistance, in N per mm of mean specimen thickness, as determined in accordance with Clause 6.

8 Test report

The report shall include at least the following details:

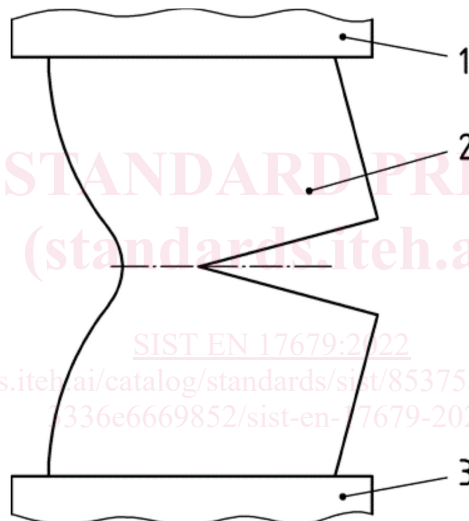
- a) reference to this document, i.e. EN 17679:2022;
- b) type and details necessary to identify the product under test;
- c) thickness of specimens tested in mm;
- d) tear resistance (single values and mean), in N/mm, reported to three significant places;
- e) direction of loading with respect to the machine direction of the product tested, if known;
- f) any special observations made during loading and specimen condition after testing (e.g. tear pattern) or any unusual features observed;
- g) any deviations from this document;
- h) date of testing;
- i) testing atmosphere if different from 23/50.

Annex A (informative)

Explanatory notes

Although the test methods specified in ISO 34-1 and EN ISO 6383-1 can be applied to plastic film as well as to rubber products, it was deemed necessary to provide in addition the alternative method described in the present document. This test method involves securing the trapezoidal specimen (see Figure 1) in the grips of the tensile testing machine at an angle of $2 \times 15^\circ$ (see Figure A.1).

In the strip tests according to ISO 34-1 and EN ISO 6383-1, partial surfaces in the area of the incision are loaded with out-of-plane opposing forces. In many applications in practice, this is not an appropriate representation of the actual stress state. For instance, in structural applications like membrane structures made from films, in-plane stress is present. The test method described in the present document involves the resistance to in-plane stress at the tip of a tear.



Key

- 1 upper grip
- 2 specimen
- 3 lower grip

Figure A.1 — Specimen shown at start of loading test