

INTERNATIONAL STANDARD

NORME INTERNATIONALE



**Workplace atmospheres –
Part 2: Gas detectors – Selection, installation, use and maintenance of detectors
for toxic gases and vapours**

**Atmosphères des lieux de travail –
Partie 2: Détecteurs de gaz – Sélection, installation, utilisation et maintenance
des détecteurs de gaz et de vapeurs toxiques**



THIS PUBLICATION IS COPYRIGHT PROTECTED
Copyright © 2021 IEC, Geneva, Switzerland

All rights reserved. Unless otherwise specified, no part of this publication may be reproduced or utilized in any form or by any means, electronic or mechanical, including photocopying and microfilm, without permission in writing from either IEC or IEC's member National Committee in the country of the requester. If you have any questions about IEC copyright or have an enquiry about obtaining additional rights to this publication, please contact the address below or your local IEC member National Committee for further information.

Droits de reproduction réservés. Sauf indication contraire, aucune partie de cette publication ne peut être reproduite ni utilisée sous quelque forme que ce soit et par aucun procédé, électronique ou mécanique, y compris la photocopie et les microfilms, sans l'accord écrit de l'IEC ou du Comité national de l'IEC du pays du demandeur. Si vous avez des questions sur le copyright de l'IEC ou si vous désirez obtenir des droits supplémentaires sur cette publication, utilisez les coordonnées ci-après ou contactez le Comité national de l'IEC de votre pays de résidence.

IEC Central Office
3, rue de Varembe
CH-1211 Geneva 20
Switzerland

Tel.: +41 22 919 02 11
info@iec.ch
www.iec.ch

About the IEC

The International Electrotechnical Commission (IEC) is the leading global organization that prepares and publishes International Standards for all electrical, electronic and related technologies.

About IEC publications

The technical content of IEC publications is kept under constant review by the IEC. Please make sure that you have the latest edition, a corrigendum or an amendment might have been published.

IEC publications search - webstore.iec.ch/advsearchform

The advanced search enables to find IEC publications by a variety of criteria (reference number, text, technical committee, ...). It also gives information on projects, replaced and withdrawn publications.

IEC Just Published - webstore.iec.ch/justpublished

Stay up to date on all new IEC publications. Just Published details all new publications released. Available online and once a month by email.

IEC Customer Service Centre - webstore.iec.ch/csc

If you wish to give us your feedback on this publication or need further assistance, please contact the Customer Service Centre: sales@iec.ch.

IEC online collection - oc.iec.ch

Discover our powerful search engine and read freely all the publications previews. With a subscription you will always have access to up to date content tailored to your needs.

Electropedia - www.electropedia.org

The world's leading online dictionary on electrotechnology, containing more than 22 000 terminological entries in English and French, with equivalent terms in 18 additional languages. Also known as the International Electrotechnical Vocabulary (IEV) online.

A propos de l'IEC

La Commission Electrotechnique Internationale (IEC) est la première organisation mondiale qui élabore et publie des Normes internationales pour tout ce qui a trait à l'électricité, à l'électronique et aux technologies apparentées.

A propos des publications IEC

Le contenu technique des publications IEC est constamment revu. Veuillez vous assurer que vous possédez l'édition la plus récente, un corrigendum ou amendement peut avoir été publié.

Recherche de publications IEC -

webstore.iec.ch/advsearchform

La recherche avancée permet de trouver des publications IEC en utilisant différents critères (numéro de référence, texte, comité d'études, ...). Elle donne aussi des informations sur les projets et les publications remplacées ou retirées.

IEC Just Published - webstore.iec.ch/justpublished

Restez informé sur les nouvelles publications IEC. Just Published détaille les nouvelles publications parues. Disponible en ligne et une fois par mois par email.

Service Clients - webstore.iec.ch/csc

Si vous désirez nous donner des commentaires sur cette publication ou si vous avez des questions contactez-nous: sales@iec.ch.

IEC online collection - oc.iec.ch

Découvrez notre puissant moteur de recherche et consultez gratuitement tous les aperçus des publications. Avec un abonnement, vous aurez toujours accès à un contenu à jour adapté à vos besoins.

Electropedia - www.electropedia.org

Le premier dictionnaire d'électrotechnologie en ligne au monde, avec plus de 22 000 articles terminologiques en anglais et en français, ainsi que les termes équivalents dans 16 langues additionnelles. Egalement appelé Vocabulaire Electrotechnique International (IEV) en ligne.



IEC 62990-2

Edition 1.0 2021-06

INTERNATIONAL STANDARD

NORME INTERNATIONALE



**Workplace atmospheres –
Part 2: Gas detectors – Selection, installation, use and maintenance of detectors
for toxic gases and vapours**

**Atmosphères des lieux de travail – 62990-2:2021
Partie 2: Détecteurs de gaz – Sélection, installation, utilisation et maintenance
des détecteurs de gaz et de vapeurs toxiques**

INTERNATIONAL
ELECTROTECHNICAL
COMMISSION

COMMISSION
ELECTROTECHNIQUE
INTERNATIONALE

ICS 29.260.20

ISBN 978-2-8322-1048-5

**Warning! Make sure that you obtained this publication from an authorized distributor.
Attention! Veuillez vous assurer que vous avez obtenu cette publication via un distributeur agréé.**

CONTENTS

FOREWORD.....	4
INTRODUCTION.....	6
1 Scope.....	7
2 Normative references	7
3 Terms and definitions	7
4 Properties and detection of toxic gases and vapours	13
4.1 Properties and detection	13
4.2 The difference between detecting gases and vapours	14
4.3 Effects of water vapour on detection	17
4.4 Effects of temperature and pressure on detection	17
4.5 Effects of corrosion on detection	17
4.6 Detection by oxygen deficiency measurement	17
5 Measurement tasks	18
5.1 General.....	18
5.2 Exposure measurement (health monitoring)	18
5.3 General gas detection (safety monitoring).....	19
6 Selection of equipment	20
6.1 General.....	20
6.2 Performance and electrical tests	21
6.3 Indication range, measuring range and uncertainty of measurement	21
6.4 Selectivity requirements	22
6.5 The influence of environmental conditions	23
6.6 The influence of electromagnetic interference	23
6.7 Time of response and time of recovery	24
6.8 Time to alarm.....	25
6.9 Data logging	25
6.10 Instruction manual	26
7 Design and installation of fixed toxic gas detection equipment.....	26
7.1 General.....	26
7.2 Basic considerations for the installation of fixed systems	27
7.3 Location of detection points	28
7.4 Access for calibration and maintenance	33
7.5 Additional considerations for sample lines.....	33
7.6 Summary of considerations for the location of sensors or sampling points	34
7.7 Installation of sensors	35
7.8 Integrity and safety of fixed systems	35
7.9 Commissioning	36
7.10 Operating instructions, plans and records	37
8 Operation of toxic gas detection equipment	38
8.1 Alarm setting.....	38
8.2 Operation of portable equipment	39
8.3 Operation of transportable and fixed equipment	43
8.4 Sample lines and sampling probes	45
8.5 Accessories	45
9 Maintenance and calibration	46
9.1 General.....	46

9.2	Sensor	46
9.3	Flow systems of aspirated equipment.....	46
9.4	Readout devices	47
9.5	Alarms	47
9.6	Maintenance	47
9.7	Calibration	48
9.8	Operation test	49
9.9	Records	50
10	Training.....	50
10.1	General.....	50
10.2	Operator training.....	50
10.3	Maintenance and calibration training.....	51
Annex A	(informative) Commonly used measurement principles.....	52
A.1	General.....	52
A.2	Chemiluminescence	52
A.3	Colorimetry	53
A.4	Electrochemical	54
A.5	Flame-ionization	55
A.6	Gas chromatography.....	55
A.7	Infrared photometry	56
A.8	Ion mobility spectrometry	57
A.9	Mass spectrometry.....	58
A.10	Photo-ionization	59
A.11	Semiconductor	60
A.12	Ultra-violet/visible photometry	61
Bibliography	62
Figure 1	– Relationship between indication range and measuring range (See 6.3.1)	11
Figure 2	– Example of zero uncertainty	11
Figure 3	– Example of warm-up time in clean air.....	12
Figure 4	– Relationship between indication range and measuring range	22
Figure 5	– Gas response curves for test gas volume fractions of 40 ppm and 100 ppm	24
Figure 6	– Time to alarm at 25 ppm set point for test gas volume fractions of 40 ppm and 100 ppm.....	25
Table A.1	– Chemiluminescence	52
Table A.2	– Colorimetry	53
Table A.3	– Electrochemical	54
Table A.4	– Flame-ionization	55
Table A.5	– Infrared photometry.....	56
Table A.6	– Ion mobility spectrometry	57
Table A.7	– Mass spectrometry.....	58
Table A.8	– Photo-ionization (PID).....	59
Table A.9	– Semiconductor	60
Table A.10	– Ultra-violet/visible photometry	61

INTERNATIONAL ELECTROTECHNICAL COMMISSION

WORKPLACE ATMOSPHERES –**Part 2: Gas detectors –
Selection, installation, use and maintenance
of detectors for toxic gases and vapours****FOREWORD**

- 1) The International Electrotechnical Commission (IEC) is a worldwide organization for standardization comprising all national electrotechnical committees (IEC National Committees). The object of IEC is to promote international co-operation on all questions concerning standardization in the electrical and electronic fields. To this end and in addition to other activities, IEC publishes International Standards, Technical Specifications, Technical Reports, Publicly Available Specifications (PAS) and Guides (hereafter referred to as "IEC Publication(s)"). Their preparation is entrusted to technical committees; any IEC National Committee interested in the subject dealt with may participate in this preparatory work. International, governmental and non-governmental organizations liaising with the IEC also participate in this preparation. IEC collaborates closely with the International Organization for Standardization (ISO) in accordance with conditions determined by agreement between the two organizations.
- 2) The formal decisions or agreements of IEC on technical matters express, as nearly as possible, an international consensus of opinion on the relevant subjects since each technical committee has representation from all interested IEC National Committees.
- 3) IEC Publications have the form of recommendations for international use and are accepted by IEC National Committees in that sense. While all reasonable efforts are made to ensure that the technical content of IEC Publications is accurate, IEC cannot be held responsible for the way in which they are used or for any misinterpretation by any end user.
- 4) In order to promote international uniformity, IEC National Committees undertake to apply IEC Publications transparently to the maximum extent possible in their national and regional publications. Any divergence between any IEC Publication and the corresponding national or regional publication shall be clearly indicated in the latter.
- 5) IEC itself does not provide any attestation of conformity. Independent certification bodies provide conformity assessment services and, in some areas, access to IEC marks of conformity. IEC is not responsible for any services carried out by independent certification bodies.
- 6) All users should ensure that they have the latest edition of this publication.
- 7) No liability shall attach to IEC or its directors, employees, servants or agents including individual experts and members of its technical committees and IEC National Committees for any personal injury, property damage or other damage of any nature whatsoever, whether direct or indirect, or for costs (including legal fees) and expenses arising out of the publication, use of, or reliance upon, this IEC Publication or any other IEC Publications.
- 8) Attention is drawn to the Normative references cited in this publication. Use of the referenced publications is indispensable for the correct application of this publication.
- 9) Attention is drawn to the possibility that some of the elements of this IEC Publication may be the subject of patent rights. IEC shall not be held responsible for identifying any or all such patent rights.

International Standard IEC 62990-2 has been prepared IEC technical committee 31: Equipment for explosive atmospheres and ISO technical committee 146: Air quality, sub-committee 2: Workplace atmospheres.

It is published as a double logo standard.

The text of this International Standard is based on the following documents:

FDIS	Report on voting
31/1566/FDIS	31/1568/RVD

Full information on the voting for the approval of this International Standard can be found in the report on voting indicated in the above table.

This document has been drafted in accordance with the ISO/IEC Directives, Part 2.

A list of all parts in the IEC 62990, published under the general title *Workplace atmospheres*, can be found on the IEC website.

The committee has decided that the contents of this document will remain unchanged until the stability date indicated on the IEC website under "<http://webstore.iec.ch>" in the data related to the specific document. At this date, the document will be

- reconfirmed,
- withdrawn,
- replaced by a revised edition, or
- amended.

IMPORTANT – The 'colour inside' logo on the cover page of this publication indicates that it contains colours which are considered to be useful for the correct understanding of its contents. Users should therefore print this document using a colour printer.

iTeh STANDARD PREVIEW (standards.iteh.ai)

[IEC 62990-2:2021](https://standards.iteh.ai/catalog/standards/sist/8789da49-1fb8-4f5b-9983-ba54e43fcc3b/iec-62990-2-2021)

<https://standards.iteh.ai/catalog/standards/sist/8789da49-1fb8-4f5b-9983-ba54e43fcc3b/iec-62990-2-2021>

INTRODUCTION

Toxic gas detection equipment can be used whenever there is the possibility of a hazard to life or adverse health effects caused by the accumulation of a toxic gas or vapour. Such equipment can provide a means of reducing the exposure to the hazard by detecting the presence of a toxic gas or vapour and issuing suitable audible or visual warnings. Gas detectors can also be used to initiate precautionary steps (for example, plant shutdown and evacuation).

Performance requirements for gas detection equipment for workplace atmospheres are set out in IEC 62990 series standards.

However performance capability alone cannot ensure that the use of such equipment will properly safeguard life and health where toxic gases and vapours might be present. The level of safety obtained depends heavily upon correct selection, installation, calibration and periodic maintenance of the equipment, combined with knowledge of the limitations of the detection technique required. This cannot be achieved without responsible informed management.

This document has been specifically written to cover all the functions necessary from selection to ongoing maintenance for a successful gas detection operation.

iTeh STANDARD PREVIEW
(standards.iteh.ai)

[IEC 62990-2:2021](https://standards.iteh.ai/catalog/standards/sist/8789da49-1fb8-4f5b-9983-ba54e43fcc3b/iec-62990-2-2021)

<https://standards.iteh.ai/catalog/standards/sist/8789da49-1fb8-4f5b-9983-ba54e43fcc3b/iec-62990-2-2021>

WORKPLACE ATMOSPHERES –

Part 2: Gas detectors – Selection, installation, use and maintenance of detectors for toxic gases and vapours

1 Scope

This document gives guidance on the selection, installation, use and maintenance of electrical equipment used for the measurement of toxic gases and vapours in workplace atmospheres. The primary purpose of such equipment is to ensure safety of personnel and property by providing an indication of the concentration of a toxic gas or vapour and warning of its presence.

This document is applicable to equipment whose purpose is to provide an indication, alarm or other output function to give a warning of the presence of a toxic gas or vapour in the atmosphere and in some cases to initiate automatic or manual protective actions. It is applicable to equipment in which the sensor automatically generates an electrical signal when gas is present.

For the purposes of this document, equipment includes:

- a) fixed equipment;
- b) transportable equipment, and
- c) portable equipment.

This document is intended to cover equipment defined within IEC 62990-1, but can provide useful information for equipment not covered by that document.

2 Normative references

The following documents are referred to in the text in such a way that some or all of their content constitutes requirements of this document. For dated references, only the edition cited applies. For undated references, the latest edition of the referenced document (including any amendments) applies.

IEC 60079-29-2, *Explosive atmospheres – Part 29-2: Gas detectors – Selection, installation, use and maintenance of detectors for flammable gases and oxygen*

IEC 62990-1, *Workplace atmospheres – Part 1: Gas detectors – Performance requirements of detectors for toxic gases*

3 Terms and definitions

For the purposes of this document, the terms and definitions given in IEC 62990-1 and the following apply.

NOTE 1 Certain definitions within IEC 62990-1 are repeated below for the convenience of the reader.

ISO and IEC maintain terminological databases for use in standardization at the following addresses:

- IEC Electropedia: available at <http://www.electropedia.org/>
- ISO Online browsing platform: available at <http://www.iso.org/obp>

NOTE 2 Additional definitions applicable to explosive atmospheres can be found in Chapter 426 of the International Electrotechnical Vocabulary (IEC 60050-426).

3.1

toxic gas

gas or vapour that can be harmful to human health and/or the performance of persons due to its physical or physico-chemical properties

Note 1 to entry: For the purpose of this document, the term “toxic gas” includes “toxic vapours”.

3.2

interfering gas

any gas other than the gas to be detected, including water vapour, which affects the indication

3.3

clean air

air that is free of gases or vapours to which the sensor is sensitive or which influence the performance of the sensor

3.4

zero gas

gas recommended by the manufacturer, which is free of toxic gases and interfering and contaminating substances, the purpose of which is calibration or adjustment of the equipment zero

3.5

volume fraction

quotient of the volume of a specified component and the sum of the volumes of all components of a gas mixture before mixing, all volumes referring to the pressure and the temperature of the gas mixture

Note 1 to entry: The volume fraction and volume concentration take the same value if, at the same state conditions, the sum of the component volumes before mixing and the volume of the mixture are equal. However, because the mixing of two or more gases at the same state conditions is usually accompanied by a slight contraction or, less frequently, a slight expansion, this is not generally the case.

3.6

occupational exposure limit value

OELV

limit of the time-weighted average of the concentration of a chemical agent in the air within the breathing zone of a worker in relation to a specified reference period

Note 1 to entry: The term “limit value” is often used as a synonym for “occupational exposure limit value”, but the term “occupational exposure limit value” is preferred because there is more than one limit value (e.g., biological limit value and occupational exposure limit value).

Note 2 to entry: Occupational exposure limit values (OELVs) are often set for reference periods of 8 h, but can also be set for shorter periods or concentration excursions.

[SOURCE: ISO 18158:2016, 2.1.5.4, modified (Note 2 to entry is shortened)]

3.7

exposure (by inhalation)

situation in which a chemical agent is present in air that is inhaled by a person

3.8**time weighted average concentration**

TWA concentration

concentration of gas in air averaged over a reference period

3.9**fixed equipment**

equipment fastened to a support, or otherwise secured in a specific location, when energized

3.10**transportable equipment**

equipment not intended to be carried by a person during operation, nor intended for fixed installation

3.11**portable equipment**

equipment intended to be carried by a person during its operation

Note 1 to entry: Portable equipment is battery powered and includes, but is not limited to;

- a) hand-held equipment, typically less than 1 kg, which requires use of only one hand to operate,
- b) personal monitors, similar in size and mass to the hand-held equipment, that are continuously operating while they are attached to the user, and,
- c) larger equipment that can be operated by the user while it is carried either by hand, by a shoulder strap or carrying harness and which might or might not have a hand directed probe.

3.12**aspirated equipment**

equipment that samples the atmosphere by drawing it to the sensor

Note 1 to entry: A hand operated or electric pump is often used to draw gas to the sensor.

3.13**alarm-only equipment**

equipment with an alarm but not having an indication of measured value

3.14**sensing element**

part of the sensor which is sensitive to the gas or vapour to be measured

3.15**sensor**

assembly in which the sensing element is housed and that can also contain associated circuit components

3.16**remote sensor**

sensor which is installed separately, but is connected to a gas detection control unit, gas detection transmitter, or transportable or portable equipment

3.17**gas detection transmitter**

fixed gas detection equipment that provides a conditioned electronic signal or output indication to a generally accepted industry standard (such as 4 to 20 mA), intended to be utilized with separate gas detection control units or signal processing data acquisition, central monitoring and similar systems, which typically process information from various locations and sources including, but not limited to gas detection equipment

3.18**separate gas detection control unit**

equipment intended to provide display indication, alarm functions, output contacts or alarm signal outputs or any combination when operated with gas detection transmitters(s)

3.19**alarm set point**

setting of the equipment at which the measured concentration will cause the equipment to initiate an indication, alarm or other output function

3.20**fault signal**

audible, visible or other type of output, different from the alarm signal, permitting, directly or indirectly, a warning or indication that the equipment is not working satisfactorily

3.21**sample line**

means by which the gas being sampled is conveyed to the sensor

Note 1 to entry: Accessories such as filter or water trap are often included in the sample line.

3.22**sampling probe**

separate accessory sample line which is optionally attached to the equipment

Note 1 to entry: It is usually short (for example in the order of 1 m) and rigid, although it can be telescopic. In some cases it is connected by a flexible tube to the equipment.

3.23**field calibration kit**

means of presenting test gas to the equipment for the purpose of calibrating, adjusting or verifying the operation of the equipment

Note 1 to entry: The field calibration kit can be used for verifying the operation of the alarms if the concentration of the test gas is above the alarm set-point.

Note 2 to entry: A mask for calibration and test is an example of a field calibration kit.

3.24**zero indication**

indication given by an equipment when exposed to zero gas in normal operating conditions

3.25**indication range**

range of measured values of gas concentration over which the equipment is capable of indicating (see Figure 1)

3.26**lower limit of indication**

smallest measured value within the indication range (see Figure 1)

3.27**upper limit of indication**

largest measured value within the indication range (see Figure 1)

3.28**measuring range**

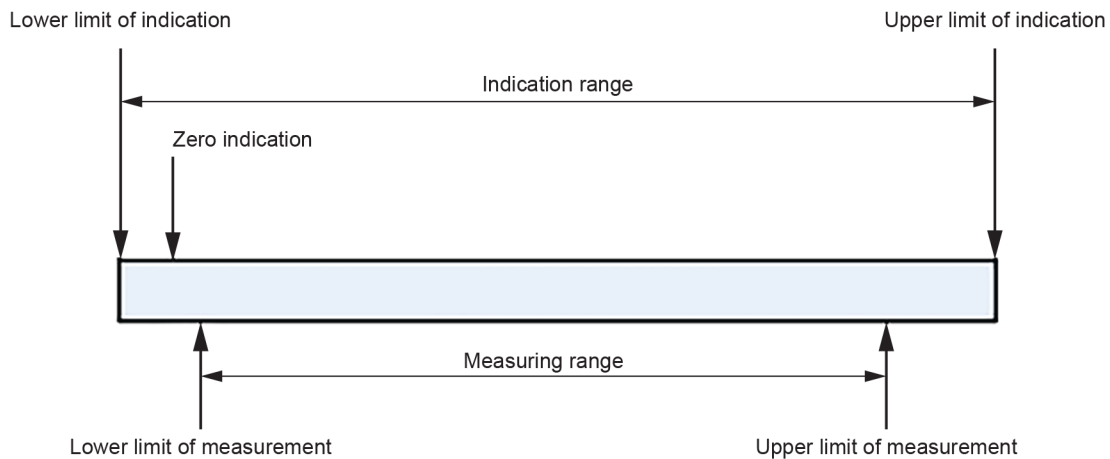
range of measured values of gas concentration over which the accuracy of the equipment lies within specified limits (see Figure 1)

3.29**lower limit of measurement**

smallest measured value within the measuring range (see Figure 1)

3.30**upper limit of measurement**

largest measured value within the measuring range (see Figure 1)



IEC

Figure 1 – Relationship between indication range and measuring range

3.31**expanded uncertainty**

U

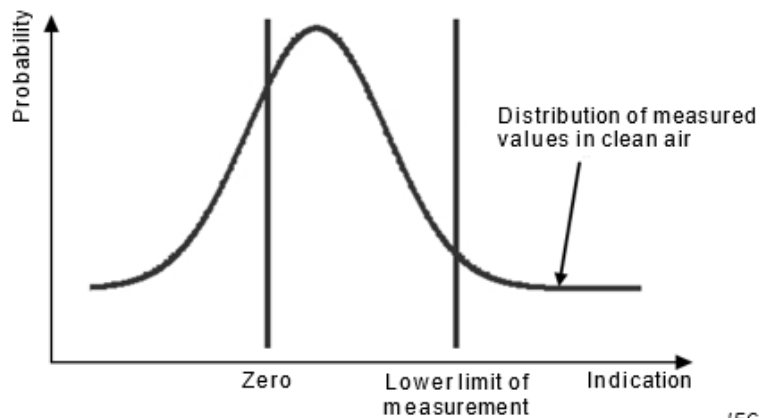
quantity defining an interval about a result of a measurement, expected to encompass a large fraction of the distribution of values that could reasonably be attributed to the measurand

[SOURCE: ISO 18158:2016, 2.4.2.5]

3.32**zero uncertainty**

quantity defining an interval about zero expected to encompass a large fraction of the distribution of values that could reasonably be attributed to the measurement in clean air

Note 1 to entry: In Figure 2 the mean value of the measured values in clean air is not equal to zero to illustrate that there can be an offset due to drift. The mean value can be above or below zero.



IEC

Figure 2 – Example of zero uncertainty

**3.33
selectivity**

degree of independence from interfering gases

**3.34
averaging time**

period of time for which the measuring procedure yields an averaged value

**3.35
drift**

variation in the equipment indication over time at any fixed gas volume fraction (including clean air) under constant ambient conditions

**3.36
time of recovery**

$t(x)$

time interval, with the equipment in a warmed-up condition, between the time when an instantaneous change from standard test gas to clean air is produced at the equipment inlet and the time when the indication reaches a stated percentage (x) of the initial indication

Note 1 to entry: For alarm only equipment the stated indication can be represented by the de-activation of the alarm set at a stated value.

**3.37
time of response**

$t(x)$

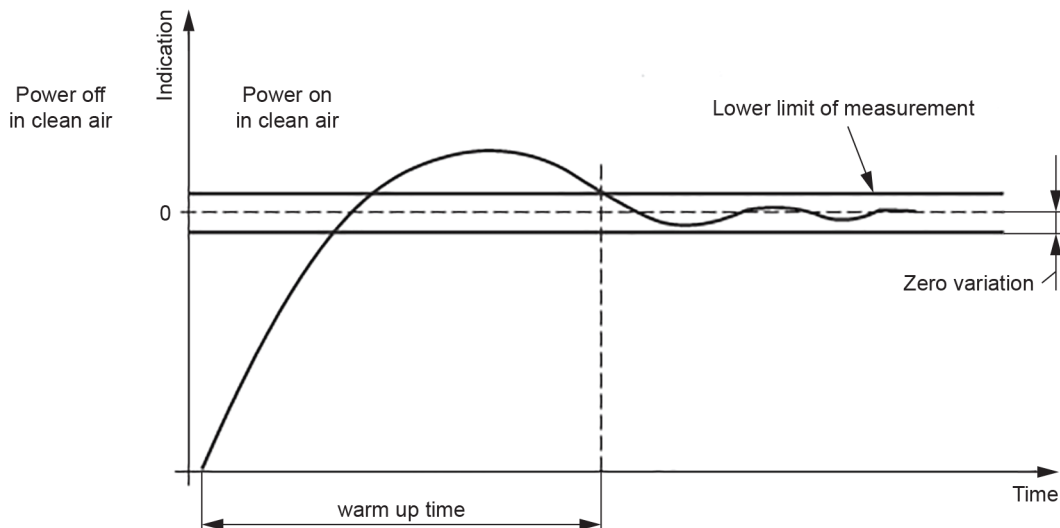
time interval, with the equipment in a warmed-up condition, between the time when an instantaneous change between clean air and the standard test gas is produced at the equipment inlet, and the time when the indication reaches a stated percentage (x) of the final indication

Note 1 to entry: For alarm only equipment the stated indication can be represented by the activation of the alarm set at a stated value

**3.38
warm-up time**

time interval, with the equipment in a stated atmosphere, between the time when the equipment is switched on and the time when the indication reaches and remains within the stated tolerances

Note 1 to entry: See Figure 3.



IEC

Figure 3 – Example of warm-up time in clean air

**3.39
calibration**

procedure which establishes the relationship between a measured value and the concentration of a test gas

Note 1 to entry: If the deviation at calibration is too high, usually an adjustment will be carried out subsequently.

**3.40
adjustment**

procedure carried out to minimize the deviation of the measured value from the test gas concentration

Note 1 to entry: If the equipment is adjusted to give an indication of zero in clean air, the procedure is called 'zero adjustment'.

**3.41
special state**

state of the equipment other than those in which monitoring of gas concentration or alarming is the intent

Note 1 to entry: Special state includes warm-up, calibration mode or fault condition.

**3.42
ventilation**

movement of air and its replacement with fresh air due to the effects of wind, temperature gradients, or artificial means (for example, fans or extractors)

4 Properties and detection of toxic gases and vapours**4.1 Properties and detection**

IEC 62990-2:2021

A distinction is drawn between gases, which remain gaseous at typical ambient pressures and temperatures, and vapours where liquid can also exist at any relevant pressure or temperature. The following properties and behaviours of gases should be taken into account, in particular when locating detectors or deciding on a sampling strategy, in order to obtain representative indications. Failure to take proper consideration of these gas properties and behaviours can lead to failure to alarm and failure to take appropriate action or false alarms and incorrect action. It can also lead to false estimates of exposure.

Toxic gases typically become harmful at low concentrations (occupational exposure limit values typically range from parts per billion (ppb) to 1 % v/v levels). At distances far from the source of toxic gas release, the relative density of such a gas mixture is not significantly different from that of air. However, close to the source, the relative density can be significantly different, although consideration should be given to influences by the thermal effect of pressurised gas.

Gases and mixtures with relative densities between 0,8 and 1,2 should generally be considered to behave like air at ambient temperatures and are therefore capable of propagating in all directions.

High pressure leaks can generate gas clouds that propagate over significant distances from the source before mixing. This can occur for sources where the gas can be of any density.

In stagnant environments low pressure leaks can build up local high concentration pockets due to insufficient passive air movement.

Spillage of liquids can result in toxic vapour clouds that can disperse over long distances and duration and can accumulate in trenches, drains, tunnels etc. This is a result of liquid and vapour flow under gravity, cooling due to evaporation, and densities greater than air. The vapour