
**Technical product documentation —
Simplified representation of
pipelines —**

**Part 3:
Terminal features of ventilation and
drainage systems**

iTeh STANDARD PREVIEW
(standards.iteh.ai)

*Documentation technique de produits — Représentation simplifiée
des tuyaux et lignes de tuyauteries —*

Partie 3: Accessoires pour les systèmes de ventilation et de drainage

<https://standards.iteh.ai/catalog/standards/sist/074aaf60-f559-43ed-8241-168b1d10b86e/iso-6412-3-2017>



iTeh STANDARD PREVIEW
(standards.iteh.ai)

ISO 6412-3:2017

<https://standards.iteh.ai/catalog/standards/sist/074aaf60-f559-43ed-8241-168b1d10b86e/iso-6412-3-2017>



COPYRIGHT PROTECTED DOCUMENT

© ISO 2017, Published in Switzerland

All rights reserved. Unless otherwise specified, no part of this publication may be reproduced or utilized otherwise in any form or by any means, electronic or mechanical, including photocopying, or posting on the internet or an intranet, without prior written permission. Permission can be requested from either ISO at the address below or ISO's member body in the country of the requester.

ISO copyright office
Ch. de Blandonnet 8 • CP 401
CH-1214 Vernier, Geneva, Switzerland
Tel. +41 22 749 01 11
Fax +41 22 749 09 47
copyright@iso.org
www.iso.org

Contents

Page

Foreword	iv
Introduction	v
1 Scope	1
2 Normative references	1
3 Terms and definitions	1
4 Design and representation	1
5 Simplified representation	1
Bibliography	4

iTeh STANDARD PREVIEW (standards.iteh.ai)

ISO 6412-3:2017

<https://standards.iteh.ai/catalog/standards/sist/074aaf60-f559-43ed-8241-168b1d10b86e/iso-6412-3-2017>

Foreword

ISO (the International Organization for Standardization) is a worldwide federation of national standards bodies (ISO member bodies). The work of preparing International Standards is normally carried out through ISO technical committees. Each member body interested in a subject for which a technical committee has been established has the right to be represented on that committee. International organizations, governmental and non-governmental, in liaison with ISO, also take part in the work. ISO collaborates closely with the International Electrotechnical Commission (IEC) on all matters of electrotechnical standardization.

The procedures used to develop this document and those intended for its further maintenance are described in the ISO/IEC Directives, Part 1. In particular the different approval criteria needed for the different types of ISO documents should be noted. This document was drafted in accordance with the editorial rules of the ISO/IEC Directives, Part 2 (see www.iso.org/directives).

Attention is drawn to the possibility that some of the elements of this document may be the subject of patent rights. ISO shall not be held responsible for identifying any or all such patent rights. Details of any patent rights identified during the development of the document will be in the Introduction and/or on the ISO list of patent declarations received (see www.iso.org/patents).

Any trade name used in this document is information given for the convenience of users and does not constitute an endorsement.

For an explanation on the voluntary nature of standards, the meaning of ISO specific terms and expressions related to conformity assessment, as well as information about ISO's adherence to the World Trade Organization (WTO) principles in the Technical Barriers to Trade (TBT) see the following URL: www.iso.org/iso/foreword.html. (standards.iteh.ai)

This document was prepared by Technical Committee ISO/TC 10, *Technical drawings*, Subcommittee SC 10, *Process plant documentation*.
ISO 6412-3:2017
<https://standards.iteh.ai/catalog/standards/sist/074aaf60-f559-43ed-8241-6891d404165a/iso-6412-3>

This second edition cancels and replaces the first edition (ISO 6412-3:1993), which has been technically revised.

The main changes compared to the previous edition are as follows:

- the normative references were updated;
- the document underwent editorial revision.

A list of all parts in the ISO 6412 series can be found on the ISO website.

Introduction

The principle of drawing practice is to depict an object to scale using lines. In simplified representations only essential features are shown, preferably in outline form (in order to save time and effort). The degree of simplification depends on the type of object represented, the scale of the drawing and the purpose of the documentation.

iTeh STANDARD PREVIEW
(standards.iteh.ai)

ISO 6412-3:2017

<https://standards.iteh.ai/catalog/standards/sist/074aaf60-f559-43ed-8241-168b1d10b86e/iso-6412-3-2017>

iTeh STANDARD PREVIEW **(standards.iteh.ai)**

ISO 6412-3:2017

<https://standards.iteh.ai/catalog/standards/sist/074aaf60-f559-43ed-8241-168b1d10b86e/iso-6412-3-2017>

Technical product documentation — Simplified representation of pipelines —

Part 3: Terminal features of ventilation and drainage systems

1 Scope

This document specifies simplified representations used in technical drawings for terminal features of ventilation and drains in pipeline systems.

2 Normative references

The following documents are referred to in the text in such a way that some or all of their content constitutes requirements of this document. For dated references, only the edition cited applies. For undated references, the latest edition of the referenced document (including any amendments) applies.

ISO 5456-2, *Dessins techniques — Méthodes de projection — Partie 2: Représentations orthographiques*

ISO 6412-1, *Documentation technique de produits — Représentation simplifiée des tuyaux et lignes de tuyauteries — Partie 1: Règles générales et représentation orthogonale*

3 Terms and definitions

No terms and definitions are listed in this document.

ISO and IEC maintain terminological databases for use in standardization at the following addresses:

- IEC Electropedia: available at <http://www.electropedia.org/>
- ISO Online browsing platform: available at <https://www.iso.org/obp>

4 Design and representation

The simplified representations shown in [Clause 5](#) may be combined with graphical symbols, e.g. for actuators or pipes. General principles and additional graphical symbols are given in ISO 6412-1.

5 Simplified representation

See [Table 1](#).

The terminal features listed under numbers 1 to 9 are each shown in two orthographic projection views [1.1, 2.1, 3.1 etc. are views from the front and 1.2, 2.2, 3.2, etc. are views from above (see ISO 5456-2)].

The terminal feature listed under number 10 applies to directional vanes in ducts. That in 10.1 shows a bent duct with two vanes and those in 10.2 show T-junction ducts with single vanes in opposing directions.

Table 1









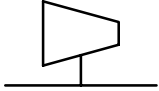
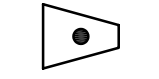

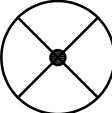
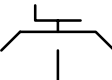
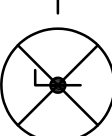
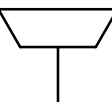

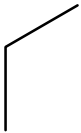

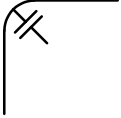

No.	Description	Simplified representation
1 1.1 1.2	Scupper	 
2 2.1 2.2	Scupper with closing device	 
3 3.1 3.2	Scupper with smell seal and closing device	 
4 4.1 4.2	Air pipe (Goose neck)	 
5 5.1 5.2	Wall ventilator cowl	 
6 6.1 6.2	Mushroom ventilator NOTE Where applicable with indication "with screen".	 
7 7.1 7.2	Mushroom ventilator with closing device NOTE Where applicable with indication "with screen".	 
8 8.1 8.2	Fixed ventilator cowl	 

Table 1 (continued)

No.	Description	Simplified representation
9	Turnable ventilator cowl	
9.1	Outlet or exhaust	
9.2	Inlet or supply	
10	Directional vane within a flow line (pipe or duct)	
10.1	NOTE An oblique indicates where the vane is located and short (parallel) lines drawn at right angles to the oblique indicate the number of vanes.	
10.2		

iTeh STANDARD PREVIEW (standards.iteh.ai)

[ISO 6412-3:2017](https://standards.iteh.ai/catalog/standards/sist/074aaf60-f559-43ed-8241-168b1d10b86e/iso-6412-3-2017)

<https://standards.iteh.ai/catalog/standards/sist/074aaf60-f559-43ed-8241-168b1d10b86e/iso-6412-3-2017>