
**Assembly tools for screws and nuts —
Driving parts for hand-operated
square drive socket wrenches —
Dimensions and tests**

*Outils de manoeuvre pour vis et écrous — Pièces de commande pour
douilles à main à carré conducteur — Dimensions et essais*

iTeh Standards
(<https://standards.iteh.ai>)
Document Preview

ISO 3315:2018

<https://standards.iteh.ai/catalog/standards/iso/1995591a-5edb-4fee-a84f-c29a2feb5615/iso-3315-2018>



iTeh Standards
(<https://standards.iteh.ai>)
Document Preview

ISO 3315:2018

<https://standards.iteh.ai/catalog/standards/iso/1995591a-5edb-4fee-a84f-c29a2feb5615/iso-3315-2018>



COPYRIGHT PROTECTED DOCUMENT

© ISO 2018

All rights reserved. Unless otherwise specified, or required in the context of its implementation, no part of this publication may be reproduced or utilized otherwise in any form or by any means, electronic or mechanical, including photocopying, or posting on the internet or an intranet, without prior written permission. Permission can be requested from either ISO at the address below or ISO's member body in the country of the requester.

ISO copyright office
CP 401 • Ch. de Blandonnet 8
CH-1214 Vernier, Geneva
Phone: +41 22 749 01 11
Fax: +41 22 749 09 47
Email: copyright@iso.org
Website: www.iso.org

Published in Switzerland

Contents

Page

Foreword	iv
1 Scope	1
2 Normative references	1
3 Terms and definitions	1
4 Dimensions	1
5 Driving squares	4
6 Torque testing	4
6.1 Method.....	4
6.2 Special requirements.....	4
6.2.1 Test of T-handle, square drive.....	4
6.2.2 Test of speeder, brace type.....	4
6.2.3 Test of ratchet handle and ratchet handle, reversible.....	4
6.2.4 Test of screwdriver, external square.....	4
6.2.5 Test of nut spinner, flex head.....	4
6.2.6 Test of offset handle, square drive.....	4
7 Endurance test for ratchet handles	4
8 Designation	5
9 Marking	5
Bibliography	6

iTeh Standards
(<https://standards.itih.ai>)
Document Preview

ISO 3315:2018

<https://standards.itih.ai/catalog/standards/iso/1995591a-5edb-4fee-a84f-c29a2feb5615/iso-3315-2018>

Foreword

ISO (the International Organization for Standardization) is a worldwide federation of national standards bodies (ISO member bodies). The work of preparing International Standards is normally carried out through ISO technical committees. Each member body interested in a subject for which a technical committee has been established has the right to be represented on that committee. International organizations, governmental and non-governmental, in liaison with ISO, also take part in the work. ISO collaborates closely with the International Electrotechnical Commission (IEC) on all matters of electrotechnical standardization.

The procedures used to develop this document and those intended for its further maintenance are described in the ISO/IEC Directives, Part 1. In particular the different approval criteria needed for the different types of ISO documents should be noted. This document was drafted in accordance with the editorial rules of the ISO/IEC Directives, Part 2 (see www.iso.org/directives).

Attention is drawn to the possibility that some of the elements of this document may be the subject of patent rights. ISO shall not be held responsible for identifying any or all such patent rights. Details of any patent rights identified during the development of the document will be in the Introduction and/or on the ISO list of patent declarations received (see www.iso.org/patents).

Any trade name used in this document is information given for the convenience of users and does not constitute an endorsement.

For an explanation on the voluntary nature of standards, the meaning of ISO specific terms and expressions related to conformity assessment, as well as information about ISO's adherence to the World Trade Organization (WTO) principles in the Technical Barriers to Trade (TBT) see the following URL: www.iso.org/iso/foreword.html.

This document was prepared by Technical Committee ISO/TC 29, *Small tools*, Subcommittee SC 10, *Assembly tools for screws and nuts, pliers and nippers*.

This fifth edition cancels and replaces the fourth edition (ISO 3315:2011), of which it constitutes a minor revision. The changes compared to the previous edition are as follows:

- correction of footnotes in [Table 1](#);
- change of the gender related terms “male” to “external” and “female” to “internal”;
- deletion of the unit “mm” for the nominal dimensions;
- addition of the mandatory [Clause 3](#) “Terms and definitions”.

Assembly tools for screws and nuts — Driving parts for hand-operated square drive socket wrenches — Dimensions and tests

1 Scope

This document is applicable to driving parts of hand-operated square drive socket wrenches.

NOTE The driving parts covered by this document are the ones identified in ISO 1703:2018 under reference No. 6 1 00 01 0 and 6 1 00 01 1, 6 1 00 03 0, 6 1 00 04 0, 6 1 00 05 0 and 6 1 00 05 1, 6 1 00 06 0 and 6 1 00 06 1, 6 1 00 09 0 as well as 6 1 00 10 0 and 6 1 00 10 1.

It specifies:

- a) the overall dimensions;
- b) the minimum Rockwell hardness value for their driving squares;
- c) the method of torque testing;
- d) the minimum torsional strength values;
- e) the designation;
- f) the marking.

2 Normative references

The following documents are referred to in the text in such a way that some or all of their content constitutes requirements of this document. For dated references, only the edition cited applies. For undated references, the latest edition of the referenced document (including any amendments) applies.

ISO 1174-1, *Assembly tools for screws and nuts — Driving squares — Part 1: Driving squares for hand socket tools*

3 Terms and definitions

No terms and definitions are listed in this document.

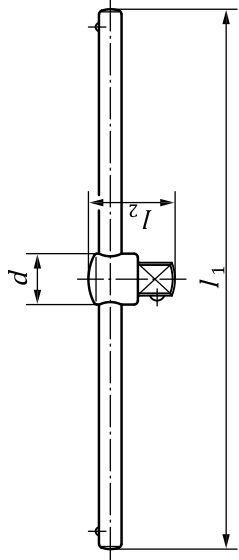
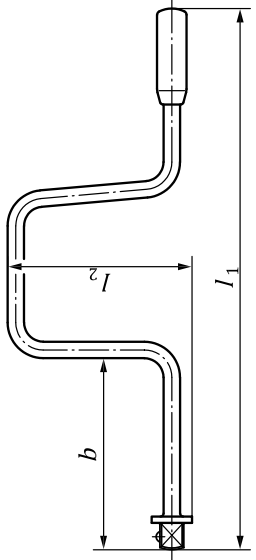
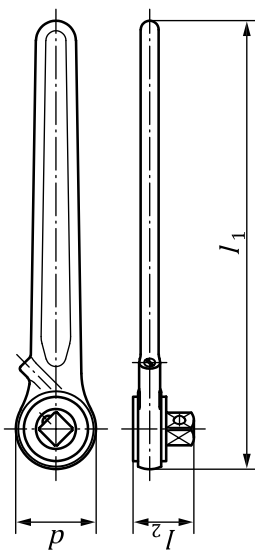
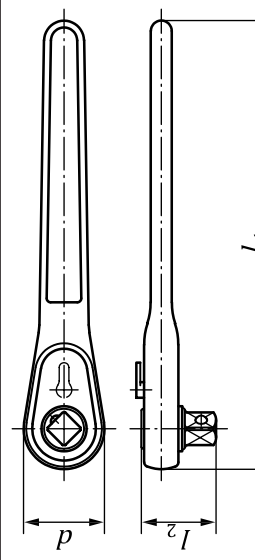
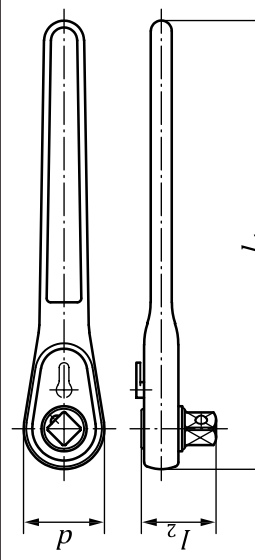
ISO and IEC maintain terminological databases for use in standardization at the following addresses:

- ISO Online browsing platform: available at <https://www.iso.org/obp>
- IEC Electropedia: available at <http://www.electropedia.org/>

4 Dimensions

The overall dimensions are given in [Table 1](#).

Table 1 — Overall dimensions

Tool	Description and designation according to ISO 1703	Nominal dimension of square drive	Dimensions mm				Torque ^a M_{\min} N · m
			d_{\max}	$l_{1,\min}$	$l_{1,\max}$	$l_{2,\max}$	
	T-handle, square drive 6 1 00 04 0	6,3	14	100	160	24	55
			23	150	250	35	180
			27	220	320	50	455
			40	430	510	62	1 255
			52	500	760	80	2 236
	Speeder, brace type 6 1 00 06 0 6 1 00 06 1	6,3	b_{\min}	$l_{1,\max}$	$l_{2,\min}$	$l_{2,\max}$	
			30	420	60	115	24
			40	470	70	125	79
	Ratchet handle 6 1 00 09 0	6,3	d_{\max}	$l_{1,\min}$	$l_{1,\max}$	$l_{2,\max}$	
			25	110	150	27	62
			35	140	220	36	202
			50	230	300	45	512
			70	430	630	62	1 412
	Ratchet handle, reversible 6 1 00 10 0 6 1 00 10 1	6,3	d_{\max}	$l_{1,\min}$	$l_{1,\max}$	$l_{2,\max}$	
			25	110	150	27	62
			35	140	220	36	202
			50	230	300	45	512
			70	430	630	62	1 412
	Ratchet handle, reversible 6 1 00 10 0 6 1 00 10 1	25	90	500	900	80	2 515