

**ISO/~~DIS~~FDIS 3758:2021/2023(E)**

**Fourth edition**

**~~2022-10-27~~Textiles2023-01-18**

**Textiles — Care labelling code using symbols**

*Textiles — Code d'étiquetage d'entretien au moyen de symboles*

**iTeh STANDARD PREVIEW**  
**(standards.iteh.ai)**

ISO/FDIS 3758

<https://standards.iteh.ai/catalog/standards/sist/cd91ec0c-fb36-4c1e-84be-058c9ea7fcc7/iso-fdis-3758>



ISO/FDIS 3758:2023(E)

© ISO ~~2024~~2023

All rights reserved. Unless otherwise specified, or required in the context of its implementation, no part of this publication may be reproduced or utilized otherwise in any form or by any means, electronic or mechanical, including photocopying, or posting on the internet or an intranet, without prior written permission. Permission can be requested from either ISO at the address below or ISO's member body in the country of the requester.

ISO Copyright Office

CP 401 • CH-1214 Vernier, Geneva

Phone: + 41 22 749 01 11

Email: [copyright@iso.org](mailto:copyright@iso.org)

Website: [www.iso.org](http://www.iso.org)

Published in Switzerland.

# iTeh STANDARD PREVIEW (standards.iteh.ai)

ISO/FDIS 3758

<https://standards.iteh.ai/catalog/standards/sist/cd91ec0c-fb36-4c1e-84be-058c9ea7fcc7/iso-fdis-3758>

Contents	Page
<b>Foreword</b> .....	iv
<b>Introduction</b> .....	v
<b>1 Scope</b> .....	1
<b>2 Normative references</b> .....	1
<b>3 Terms and definitions</b> .....	1
<b>4 Description and definition of symbols</b> .....	3
4.1 Symbols.....	3
4.2 Washing.....	6
4.3 Bleaching.....	7
4.4 Drying.....	7
4.5 Ironing and pressing.....	8
4.6 Professional textile care.....	9
<b>5 Application and use of symbols</b> .....	10
5.1 Application of symbols.....	10
5.2 Characteristics and test methods for the selection of appropriate symbols.....	10
5.3 Use of symbols.....	10
<b>Annex A (informative) Characteristics and available test methods for the correct selection of care symbols</b> .....	12
<b>Annex B (informative) Regional and national requirements in care labelling</b> .....	18
<b>Annex C (informative) Examples of additional wording</b> .....	20
<b>Annex D (informative) Adaptation of registered graphical symbols for use in practice</b> .....	21
<b>Bibliography</b> .....	27
<b>Foreword</b> .....	v
<b>Introduction</b> .....	vii
<b>1 Scope</b> .....	1
<b>2 Normative references</b> .....	1
<b>3 Terms and definitions</b> .....	1
<b>4 Description and definition of symbols</b> .....	4
4.1 Symbols.....	4
4.1.1 General.....	4
4.1.2 Main symbols.....	4
4.1.3 Additional descriptives.....	6
4.2 Washing.....	8
4.3 Bleaching.....	10
4.4 Drying.....	11
4.4.1 General.....	11
4.4.2 Tumble drying.....	11
4.4.3 Natural drying.....	12
4.5 Ironing and pressing.....	13
4.6 Professional textile care.....	14
<b>5 Application and use of symbols</b> .....	16

<b>5.1</b>	<b>Application of symbols.....</b>	<b>16</b>
<b>5.2</b>	<b>Characteristics and test methods for the selection of appropriate symbols.....</b>	<b>16</b>
<b>5.3</b>	<b>Use of symbols .....</b>	<b>17</b>
<b>Annex A (informative)</b>	<b>Characteristics and available test methods for the correct selection of care symbols.....</b>	<b>19</b>
<b>Annex B (informative)</b>	<b>Regional and national requirements in care labelling .....</b>	<b>30</b>
<b>Annex C (informative)</b>	<b>Examples of additional wording.....</b>	<b>31</b>
<b>Annex D (informative)</b>	<b>Adaptation of registered graphical symbols for use in practice.....</b>	<b>32</b>
<b>Bibliography.....</b>		<b>46</b>

iTeh STANDARD PREVIEW  
(standards.iteh.ai)

ISO/FDIS 3758

<https://standards.iteh.ai/catalog/standards/sist/cd91ec0c-fb36-4c1e-84be-058c9ea7fcc7/iso-fdis-3758>

## Foreword

ISO (the International Organization for Standardization) is a worldwide federation of national standards bodies (ISO member bodies). The work of preparing International Standards is normally carried out through ISO technical committees. Each member body interested in a subject for which a technical committee has been established has the right to be represented on that committee. International organizations, governmental and non-governmental, in liaison with ISO, also take part in the work. ISO collaborates closely with the International Electrotechnical Commission (IEC) on all matters of electrotechnical standardization.

The procedures used to develop this document and those intended for its further maintenance are described in the ISO/IEC Directives, Part 1. In particular, the different approval criteria needed for the different types of ISO documents should be noted. This document was drafted in accordance with the editorial rules of the ISO/IEC Directives, Part 2 (see [www.iso.org/directives](http://www.iso.org/directives)).

Attention is drawn to the possibility that some of the elements of this document may be the subject of patent rights. ISO shall not be held responsible for identifying any or all such patent rights. Details of any patent rights identified during the development of the document will be in the Introduction and/or on the ISO list of patent declarations received (see [www.iso.org/patents](http://www.iso.org/patents)).

Any trade name used in this document is information given for the convenience of users and does not constitute an endorsement.

For an explanation of the voluntary nature of standards, the meaning of ISO specific terms and expressions related to conformity assessment, as well as information about ISO's adherence to the World Trade Organization (WTO) principles in the Technical Barriers to Trade (TBT), see [www.iso.org/iso/foreword.html](http://www.iso.org/iso/foreword.html).

This document was prepared by Technical Committee ISO/TC 38, *Textiles*, Subcommittee SC 2, *Cleansing, finishing and water resistance tests*, in collaboration with the European Committee for Standardization (CEN) Technical Committee CEN/TC 248, *Textiles*, in accordance with the Agreement on technical cooperation between ISO and CEN (Vienna Agreement).

This fourth edition cancels and replaces the third edition (ISO 3758:2012), ~~of which it constitutes a minor revision. The changes are as follows:~~which has been technically revised.

### The main changes are as follows:

- some exemptions have been introduced into the Scope (see Clause 1);
- a new symbol has been introduced for wash by hand at ambient temperature Table 1;
- a new symbol has been introduced for ironing without steam in Table 5;
- new solvents have been introduced in Table 6;
- graphical changes have been introduced in symbols of wash by hand, do not wash (in Table 1), do not bleach (in Table 2) and do not iron (in Table 5), in order to align them to the GINETEX ones;
- three alternative examples of use of symbols have been introduced in 5.3;
- a new Annex D, ~~“~~“Adaptation of registered graphical symbols for use in practice”, has been added

**ISO/FDIS 3758:2023(E)**

Any feedback or questions on this document should be directed to the user's national standards body. A complete listing of these bodies can be found at [www.iso.org/members.html](http://www.iso.org/members.html).

iTeh STANDARD PREVIEW  
(standards.iteh.ai)

ISO/FDIS 3758

<https://standards.iteh.ai/catalog/standards/sist/cd91ec0c-fb36-4c1e-84be-058c9ea7fcc7/iso-fdis-3758>

## Introduction

The variety of fibres, materials and finishes used in the production of textile articles, together with the development of cleansing and care procedures, makes it difficult and often impossible to decide on the appropriate cleansing and care treatment for each article simply by inspecting it. To help those who have to make such a decision (principally the consumer but also launderers and dry cleaners), this code of graphic symbols was established, based on the [International Association for Textile Care Labelling \(GINETEX\)](#) care labelling system, for use in the permanent marking of textile articles with information on their care in use as an International Standard in 1991. In certain countries, GINETEX has the intellectual property right of the five main symbols specified in this document.

In order to make this code “easily understandable and recognizable” for the consumer world-wide, symbols have been limited as to types and numbers as far as practicable.

The first, second and third editions of this document published in 1991, 2005 and 2012, respectively, were a result of a compromise between two requirements: being simple enough to be understood by users in all countries, irrespective of the language they speak, yet providing as much information as possible to prevent irreversible damage being caused during care treatments. This document has been made sufficiently flexible to accommodate the needs of practically all who wish to use it. This has been achieved by providing a sufficiently large selection of care treatments, from which the user may select the most suitable for any particular need.

The revision was necessary to reflect current cleansing practices including technical developments and to introduce new alternative solvents for dry cleaning. Furthermore, modifications in the description of care processes have been introduced in order to avoid hindering process development.

The international care label used in this document gives care instructions using a sequence of symbols in the order of five main treatments: washing, bleaching, drying, ironing and professional textile care.

Annex A has been developed to give a description of characteristics and available test methods to ensure the correct selection of care symbols.

Annex B deals with regional and national requirements in care labelling.

When deemed necessary, words may be used as well as the symbols. Examples are included in Annex C. Annex D has been introduced to highlight the graphical difference between some symbols in this document and the ~~one~~ones registered in ~~the~~ISO 7000 for use in practice.





## Textiles — Care labelling code using symbols

### 1 Scope

This document establishes a system of graphic symbols, intended for use in the marking of textile articles, and for providing information on the most severe treatments that do not cause irreversible damage to the article during the textile care process, and specifies the use of these symbols in care labelling.

This document is applicable to all textile articles, except:

- non-removable covers of upholstered furniture;
- non-removable covers of mattresses;
- carpets and rugs which require professional carpet cleaning.

— These products are excluded due to specific cleaning processes not specified in this document.

The graphical symbols described in this document are intended to give care information to the end user.

#### ISO/FDIS 3758

[https://standards.iteh.ai/catalog/standards/sist/cd91ec0c-fb36-4c1e-84be-058c9ea7fcc7/iso-](https://standards.iteh.ai/catalog/standards/sist/cd91ec0c-fb36-4c1e-84be-058c9ea7fcc7/iso-3758-2023)

The following domestic treatments are covered: washing, bleaching, drying and ironing. Professional textile care treatments in dry and wet cleaning, but excluding industrial laundering and professional carpet cleaning, are also covered. However, it is recognized that information imparted by the domestic symbols will also be of assistance to the professional cleaner and launderer.

NOTE Symbols for industrial laundering can be found in ISO 30023.

### 2 Normative references

The following documents are referred to in the text in such a way that some or all of their content constitutes requirements of this document. For dated references, only the edition cited applies. For undated references, the latest edition of the referenced document (including any amendments) applies.

ISO-7000, *Graphical symbols for use on equipment — Registered symbols*

### 3 Terms and definitions

For the purposes of this document, the following terms and definitions apply.

ISO and IEC maintain terminology databases for use in standardization at the following addresses:

## ISO/FDIS 3758:2023(E)

- ISO Online browsing platform: available at <https://www.iso.org/obp>
- IEC Electropedia: available at <https://www.electropedia.org/>

### 3.1

#### **textile article**

yarns, piece goods and made-up articles containing at least 80 % by mass textile material

### 3.2

#### **washing**

process designed to clean *textile articles* (3.1) in an aqueous bath

Note 1 to entry:—Washing includes all or some of the following operations in relevant combinations:

- soaking, pre-washing and main washing — carried out usually with heating, mechanical action and in the presence of detergents or other products — and rinsing;
- water extraction or hydro-extraction, that is, spinning or wringing performed during and/or at the end of the operations mentioned above.

These operations may be carried out by machine or by hand.

### 3.3—Terms related to bleaching

#### 3.3.1

##### **bleaching**

process carried out in an aqueous medium before, during or after *washing* (3.2), requiring the use of an oxidizing agent including either chlorine or oxygen/non-chlorine products, for the purpose of improving soil and stain removal and/or improving whiteness

#### 3.3.2

##### **chlorine bleach**

agent that releases hypochlorite ions in solution

EXAMPLE—Sodium hypochlorite.

#### 3.3.3

##### **oxygen/non-chlorine bleach**

agent that releases a peroxygen species in solution

EXAMPLE—Sodium percarbonate, hydrogen peroxide.

Note 1 to entry:—Oxygen bleach products encompass a wide range of different activated and non-activated bleaching species which vary in their activity. A bleach activator is an agent that initiates bleaching to occur at lower washing temperatures.

### 3.4—Terms related to drying

#### 3.4.1

##### **drying**

process carried out on *textile articles* (3.1) after *washing* (3.2) to remove residual water (or moisture)

#### 3.4.2

##### **tumble drying**

process carried out on *textile articles* (3.1) after *washing* (3.2) and hydro-extracting, with the intention of removing residual water by treatment with hot air in a rotating drum

**3.4.3****natural drying**

process carried out on a textile article after *washing* (3.2), with the intention of removing residual water by line drying, or drip drying, or flat drying and, if appropriate, combined with drying in the shade

**3.4.4****line drying**

process carried out on a textile article after *washing* (3.2) and hydro-extracting, with the intention of removing residual water by hanging on a line or hanger

**3.4.5****flat drying**

process carried out on a textile article after *washing* (3.2) and hydro-extracting, with the intention of removing residual water by lying horizontal

**3.4.6****line drip drying**

process carried out on a textile article after *washing* (3.2) without hydro-extracting, with the intention of removing residual water by hanging wet articles on a line or hanger

**3.4.7****flat drip drying**

process carried out on a textile article after *washing* (3.2) without hydro-extracting, with the intention of removing residual water by laying wet articles horizontal

**3.5****ironing and pressing**

process carried out on a textile article to restore its shape and appearance by means of an appropriate appliance using heat, pressure and possibly steam

**3.6 Terms related to professional textile care****3.6.1****professional textile care**

professional dry cleaning and professional wet cleaning, excluding industrial laundering and professional carpet cleaning

**3.6.2****professional dry cleaning**

process for cleaning *textile articles* (3.1) by means of treatment in any solvent (excluding water) normally used for dry cleaning by professionals

Note 1 to entry:—This process consists of cleaning, rinsing, spinning and solvent extraction. It is followed by appropriate restorative finishing procedures.

**3.6.3****professional wet cleaning**

process for cleaning *textile articles* (3.1) in water carried out by professionals using special technology (cleaning, rinsing and spinning), detergents, and additives to minimize adverse effects

Note 1 to entry:—Professional wet cleaning is followed by appropriate restorative finishing procedures.

## 4 Description and definition of symbols

### 4.1 Symbols

#### 4.1.1 General

Five main symbols and some additional ~~descriptives~~descriptions are provided.

The graphical symbols in this document are based on registered trademark graphical symbols of GINETEX (see Introduction). These graphical symbols are registered in ISO-7000, however with differences for certain graphical symbols. In case of graphical differences between those of this document and ISO-7000, the graphical symbols of this document shall be applied (see Annex D).

~~NOTE The correction of the concerned graphical symbols in ISO 7000 to be requested after publication of this edition.~~

#### 4.1.6.1.2 Main symbols

##### 4.1.6.1.2.1 Washing

For the washing processes, a washtub as shown in Figure 1.

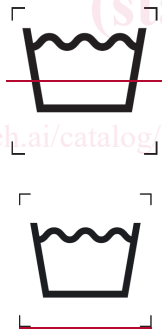


Figure 1 — Washing, general

##### 4.1.6.2.1.2.2 Bleaching

For the bleaching processes, a triangle as shown in Figure 2.





Figure 2 — Bleaching, general

**4.1.6.34.1.2.3 Drying**

For the drying processes, a square as shown in Figure 3.



Figure 3 — Drying, general

**4.1.6.44.1.2.4 Ironing and pressing**

For the ironing and pressing processes, a hand-iron shape as shown in Figure 4.

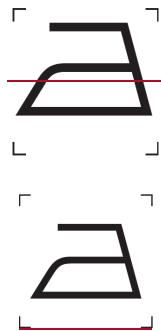


Figure 4 — Ironing, general

4.1.6.54.1.2.5 Professional textile care

For the professional dry cleaning and professional wet cleaning processes, a circle as shown in Figure 5.

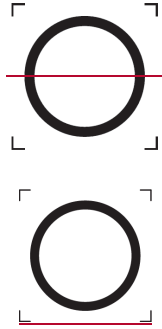


Figure 5 — Professional textile care, general

4.1.7.4.1.3 Additional descriptives

4.1.7.4.1.3.1 Mild treatment

A bar, as shown in Figure 6, under the symbol means that the treatment should be milder than indicated by the same symbol without a bar, e.g.:

- for machine washing or dry cleaning, reduced agitation;
- for hand washing, reduced temperature;
- for dry cleaning, reduced drying temperature.

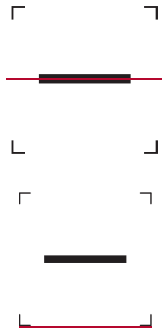


Figure 6 — Mild treatment, general