

---

---

**Information technology — Generic  
coding of moving pictures and  
associated audio information —**

**Part 1:  
Systems**

**iTeh STANDARD PREVIEW**  
*Technologies de l'information — Codage générique des images  
animées et du son associé —*  
**(standards.iteh.ai)**  
*Partie 1: Systèmes*

ISO/IEC 13818-1:2018

<https://standards.iteh.ai/catalog/standards/sist/b3e43a32-8588-476e-9aa9-ca7b48390cd6/iso-iec-13818-1-2018>



Reference number  
ISO/IEC 13818-1:2018(E)

© ISO/IEC 2018

## iTeh STANDARD PREVIEW (standards.iteh.ai)

ISO/IEC 13818-1:2018

<https://standards.iteh.ai/catalog/standards/sist/f3e43a32-8588-476e-9aa9-ca7b48390cd6/iso-iec-13818-1-2018>



### **COPYRIGHT PROTECTED DOCUMENT**

© ISO/IEC 2018

All rights reserved. Unless otherwise specified, or required in the context of its implementation, no part of this publication may be reproduced or utilized otherwise in any form or by any means, electronic or mechanical, including photocopying, or posting on the internet or an intranet, without prior written permission. Permission can be requested from either ISO at the address below or ISO's member body in the country of the requester.

ISO copyright office  
CP 401 • Ch. de Blandonnet 8  
CH-1214 Vernier, Geneva, Switzerland  
Tel. +41 22 749 01 11  
Fax +41 22 749 09 47  
[copyright@iso.org](mailto:copyright@iso.org)  
[www.iso.org](http://www.iso.org)

Published in Switzerland

## Foreword

ISO (the International Organization for Standardization) and IEC (the International Electrotechnical Commission) form the specialized system for worldwide standardization. National bodies that are members of ISO or IEC participate in the development of International Standards through technical committees established by the respective organization to deal with particular fields of technical activity. ISO and IEC technical committees collaborate in fields of mutual interest. Other international organizations, governmental and non-governmental, in liaison with ISO and IEC, also take part in the work. In the field of information technology, ISO and IEC have established a joint technical committee, ISO/IEC JTC 1.

The procedures used to develop this document and those intended for its further maintenance are described in the ISO/IEC Directives, Part 1. In particular the different approval criteria needed for the different types of document should be noted.

Attention is drawn to the possibility that some of the elements of this document may be the subject of patent rights. ISO and IEC shall not be held responsible for identifying any or all such patent rights. Details of any patent rights identified during the development of the document will be in the Introduction and/or on the ISO list of patent declarations received (see [www.iso.org/patents](http://www.iso.org/patents)).

Any trade name used in this document is information given for the convenience of users and does not constitute an endorsement.

For an explanation on the voluntary nature of standards, the meaning of ISO specific terms and expressions related to conformity assessment, as well as information about ISO's adherence to the World Trade Organization (WTO) principles in the Technical Barriers to Trade (TBT) see the following URL: [www.iso.org/iso/foreword.html](http://www.iso.org/iso/foreword.html).

This document was prepared by ITU-T as Rec. ITU-T H.220.0 (03/2017) and drafted in accordance with its editorial rules. It was adopted under the JTC1 PSDO procedure by Joint Technical Committee ISO/IEC JTC 1, *Information technology*, Subcommittee SC 29, *Coding of audio, picture, multimedia and hypermedia information*, in collaboration with ITU-T.

This sixth edition cancels and replaces the fifth edition (ISO/IEC 13818-1:2015), which has been technically revised. It also incorporates ISO/IEC 13818-1:2015/Cor.1:2016, ISO/IEC 13818-1:2015/Cor.2:2017, ISO/IEC 13818-1:2015/Amd.1:2015, ISO/IEC 13818-1:2015/Amds.2–6:2016, and ISO/IEC 13818-1:2015/Amds.7–8 (unpublished following DAM ballot).

A list of all parts in the ISO/IEC 13818 series can be found on the ISO website.

## **iTeh STANDARD PREVIEW** **(standards.iteh.ai)**

ISO/IEC 13818-1:2018

<https://standards.iteh.ai/catalog/standards/sist/f3e43a32-8588-476e-9aa9-ca7b48390cd6/iso-iec-13818-1-2018>

**INTERNATIONAL STANDARD ISO/IEC 13818-1  
RECOMMENDATION ITU-T H.222.0**

**Information technology – Generic coding of moving pictures and  
associated audio information: Systems**

### Summary

This Recommendation | International Standard specifies the system layer of the coding. It was developed in 1994 to principally support the combination and synchronization of video and audio coding methods defined in ISO/IEC 13818 Part 2 (ITU-T H.262) and Part 3. Since 1994, this standard has been extended to support additional video coding specifications (e.g., ISO/IEC 14496-2, ITU-T H.264 | ISO/IEC 14496-10, ITU-T H.265 | ISO/IEC 23008-2 and ITU-T T.800 | ISO/IEC 15444-1 Annex M JPEG 2000 video), audio coding specifications (e.g., ISO/IEC 13818-7 and ISO/IEC 14496-3), system streams (e.g., ISO/IEC 14496-1 and ISO/IEC 15938-1), ISO/IEC 23009-1 dynamic adaptive streaming over HTTP (DASH), ISO/IEC 13818-11 intellectual property management and protection (IPMP) as well as generic metadata. The system layer supports six basic functions:

- 1) the synchronization of multiple compressed streams on decoding;
- 2) the interleaving of multiple compressed streams into a single stream;
- 3) the initialization of buffering for decoding start up;
- 4) continuous buffer management;
- 5) time identification; and
- 6) multiplexing and signalling of various components in a system stream.

Recommendation ITU-T H.222.0 | ISO/IEC 13818-1 multiplexed bit stream is either a transport stream or a program stream. Both streams are constructed from packetized elementary stream (PES) packets and packets containing other necessary information. Both stream types support multiplexing of video and audio compressed streams from one program with a common time base. The transport stream additionally supports the multiplexing of video and audio compressed streams from multiple programs with independent time bases. For almost error-free environments the program stream is generally more appropriate, supporting software processing of program information. The transport stream is more suitable for use in environments where errors are likely.

Recommendation ITU-T H.222.0 | ISO/IEC 13818-1 multiplexed bit stream, whether a transport stream or a program stream, is constructed in two layers: the outermost layer is the system layer, and the innermost is the compression layer. The system layer provides the functions necessary for using one or more compressed data streams in a system. The video and audio parts of this Specification define the compression coding layer for audio and video data. Coding of other types of data is not defined by this Recommendation | International Standard, but is supported by the system layer provided that the other types of data adhere to the constraints defined in this Recommendation | International Standard.

### History

Edition	Recommendation	Approval	Study Group	Unique ID*
1.0	ITU-T H.222.0	1995-07-10	15	<a href="http://handle.itu.int/11.1002/1000/1071">11.1002/1000/1071</a>
1.1	ITU-T H.222.0 (1995) Amd. 1	1996-11-11	16	<a href="http://handle.itu.int/11.1002/1000/3834">11.1002/1000/3834</a>
1.2	ITU-T H.222.0 (1995) Amd. 2	1996-11-11	16	<a href="http://handle.itu.int/11.1002/1000/4096">11.1002/1000/4096</a>
1.3	ITU-T H.222.0 (1995) Technical Cor. 1	1998-02-06	16	<a href="http://handle.itu.int/11.1002/1000/4532">11.1002/1000/4532</a>
1.4	ITU-T H.222.0 (1995) Amd. 3	1998-02-06	16	<a href="http://handle.itu.int/11.1002/1000/4228">11.1002/1000/4228</a>
1.5	ITU-T H.222.0 (1995) Amd. 4	1998-02-06	16	<a href="http://handle.itu.int/11.1002/1000/4229">11.1002/1000/4229</a>
1.6	ITU-T H.222.0 (1995) Amd. 5	1999-05-27	16	<a href="http://handle.itu.int/11.1002/1000/4498">11.1002/1000/4498</a>
1.7	ITU-T H.222.0 (1995) Amd. 6	1999-05-27	16	<a href="http://handle.itu.int/11.1002/1000/4671">11.1002/1000/4671</a>

\* To access the Recommendation, type the URL <http://handle.itu.int/> in the address field of your web browser, followed by the Recommendation's unique ID. For example, <http://handle.itu.int/11.1002/1000/11830-en>.

# ISO/IEC 13818-1:2018 (E)

2.0	ITU-T H.222.0	2000-02-17	16	<a href="#">11.1002/1000/5142</a>
2.1	ITU-T H.222.0 (2000) Technical Cor. 1	2001-03-01	16	<a href="#">11.1002/1000/5419</a>
2.2	ITU-T H.222.0 (2000) Technical Cor. 2	2002-03-29	16	<a href="#">11.1002/1000/5675</a>
2.3	ITU-T H.222.0 (2000) Amd. 1	2002-12-14	16	<a href="#">11.1002/1000/6190</a>
2.4	ITU-T H.222.0 (2000) Amd. 1/Cor. 1	2003-06-29	16	<a href="#">11.1002/1000/6449</a>
2.5	ITU-T H.222.0 (2000) Amd. 2	2003-06-29	16	<a href="#">11.1002/1000/6363</a>
2.6	ITU-T H.222.0 (2000) Amd. 3	2004-03-15	16	<a href="#">11.1002/1000/7208</a>
2.7	ITU-T H.222.0 (2000) Technical Cor. 3	2005-01-08	16	<a href="#">11.1002/1000/7435</a>
2.8	ITU-T H.222.0 (2000) Amd. 4	2005-01-08	16	<a href="#">11.1002/1000/7436</a>
2.9	ITU-T H.222.0 (2000) Amd. 5	2005-01-08	16	<a href="#">11.1002/1000/7437</a>
2.10	ITU-T H.222.0 (2000) Technical Cor. 4	2005-09-13	16	<a href="#">11.1002/1000/8560</a>
3.0	ITU-T H.222.0	2006-05-29	16	<a href="#">11.1002/1000/8802</a>
3.1	ITU-T H.222.0 (2006) Amd. 1	2007-01-13	16	<a href="#">11.1002/1000/9024</a>
3.2	ITU-T H.222.0 (2006) Amd. 2	2007-08-29	16	<a href="#">11.1002/1000/9214</a>
3.3	ITU-T H.222.0 (2006) Cor. 1	2008-06-13	16	<a href="#">11.1002/1000/9471</a>
3.4	ITU-T H.222.0 (2006) Cor. 2	2009-03-16	16	<a href="#">11.1002/1000/9692</a>
3.5	ITU-T H.222.0 (2006) Amd. 3	2009-03-16	16	<a href="#">11.1002/1000/9691</a>
3.6	ITU-T H.222.0 (2006) Cor. 3	2009-12-14	16	<a href="#">11.1002/1000/10621</a>
3.7	ITU-T H.222.0 (2006) Cor. 4	2009-12-14	16	<a href="#">11.1002/1000/10622</a>
3.8	ITU-T H.222.0 (2006) Amd. 4	2009-12-14	16	<a href="#">11.1002/1000/10623</a>
3.9	ITU-T H.222.0 (2006) Amd. 5	2011-05-14	16	<a href="#">11.1002/1000/11287</a>
3.10	ITU-T H.222.0 (2006) Amd. 6	2011-05-14	16	<a href="#">11.1002/1000/11288</a>
4.0	ITU-T H.222.0	2012-06-29	16	<a href="#">11.1002/1000/11655</a>
4.1	ITU-T H.222.0 (2012) Amd. 1	2014-01-13	16	<a href="#">11.1002/1000/12054</a>
4.2	ITU-T H.222.0 (2012) Amd. 2	2014-01-13	16	<a href="#">11.1002/1000/12055</a>
4.3	ITU-T H.222.0 (2012) Amd. 3	2014-01-13	16	<a href="#">11.1002/1000/12056</a>
4.4	ITU-T H.222.0 (2012) Amd. 4	2014-01-13	16	<a href="#">11.1002/1000/12057</a>
4.5	ITU-T H.222.0 (2012) Amd. 5	2014-10-14	16	<a href="#">11.1002/1000/12306</a>
5.0	ITU-T H.222.0	2014-10-14	16	<a href="#">11.1002/1000/12359</a>
5.1	ITU-T H.222.0 (2014) Amd. 1	2015-04-29	16	<a href="#">11.1002/1000/12452</a>
5.2	ITU-T H.222.0 (2014) Amd. 1 Cor. 1	2015-11-29	16	<a href="#">11.1002/1000/12625</a>
5.3	ITU-T H.222.0 (2014) Amd. 2	2015-12-14	16	<a href="#">11.1002/1000/12632</a>
5.4	ITU-T H.222.0 (2014) Amd. 3	2015-12-14	16	<a href="#">11.1002/1000/12633</a>
5.5	ITU-T H.222.0 (2014) Amd. 1 Cor. 2	2016-07-14	16	<a href="#">11.1002/1000/12899</a>
5.5	ITU-T H.222.0 (2014) Cor. 1	2016-07-14	16	<a href="#">11.1002/1000/12903</a>
5.7	ITU-T H.222.0 (2014) Amd. 4	2016-07-14	16	<a href="#">11.1002/1000/12900</a>
5.8	ITU-T H.222.0 (2014) Amd. 5	2016-07-14	16	<a href="#">11.1002/1000/12901</a>
5.9	ITU-T H.222.0 (2014) Amd. 6	2016-07-14	16	<a href="#">11.1002/1000/12902</a>
5.10	ITU-T H.222.0 (2014) Amd. 3 Cor. 1	2017-03-01	16	<a href="#">11.1002/1000/13184</a>
5.10	ITU-T H.222.0 (2014) Cor. 2	2017-03-01	16	<a href="#">11.1002/1000/13188</a>
5.12	ITU-T H.222.0 (2014) Amd. 7	2017-03-01	16	<a href="#">11.1002/1000/13186</a>
5.13	ITU-T H.222.0 (2014) Amd. 8	2017-03-01	16	<a href="#">11.1002/1000/13187</a>
6.0	ITU-T H.222.0	2017-03-01	16	<a href="#">11.1002/1000/13269</a>

## FOREWORD

The International Telecommunication Union (ITU) is the United Nations specialized agency in the field of telecommunications, information and communication technologies (ICTs). The ITU Telecommunication Standardization Sector (ITU-T) is a permanent organ of ITU. ITU-T is responsible for studying technical, operating and tariff questions and issuing Recommendations on them with a view to standardizing telecommunications on a worldwide basis.

The World Telecommunication Standardization Assembly (WTSA), which meets every four years, establishes the topics for study by the ITU-T study groups which, in turn, produce Recommendations on these topics.

The approval of ITU-T Recommendations is covered by the procedure laid down in WTSA Resolution 1.

In some areas of information technology which fall within ITU-T's purview, the necessary standards are prepared on a collaborative basis with ISO and IEC.

## NOTE

In this Recommendation, the expression "Administration" is used for conciseness to indicate both a telecommunication administration and a recognized operating agency.

Compliance with this Recommendation is voluntary. However, the Recommendation may contain certain mandatory provisions (to ensure, e.g., interoperability or applicability) and compliance with the Recommendation is achieved when all of these mandatory provisions are met. The words "shall" or some other obligatory language such as "must" and the negative equivalents are used to express requirements. The use of such words does not suggest that compliance with the Recommendation is required of any party.

## INTELLECTUAL PROPERTY RIGHTS

ITU draws attention to the possibility that the practice or implementation of this Recommendation may involve the use of a claimed Intellectual Property Right. ITU takes no position concerning the evidence, validity or applicability of claimed Intellectual Property Rights, whether asserted by ITU members or others outside of the Recommendation development process.

As of the date of approval of this Recommendation, ITU had received notice of intellectual property, protected by patents, which may be required to implement this Recommendation. However, implementers are cautioned that this may not represent the latest information and are therefore strongly urged to consult the TSB patent database at <http://www.itu.int/ITU-T/ipr/>.

© ITU 2017

All rights reserved. No part of this publication may be reproduced, by any means whatsoever, without the prior written permission of ITU.

## Table of Contents

	<i>Page</i>
1.1 Scope .....	1
1.2 Normative references .....	1
2.1 Definitions .....	4
2.2 Symbols and abbreviations .....	11
2.3 Method of describing bit stream syntax .....	13
2.4 Transport stream bitstream requirements .....	14
2.5 Program stream bitstream requirements .....	60
2.6 Program and program element descriptors .....	73
2.7 Restrictions on the multiplexed stream semantics .....	137
2.8 Compatibility with ISO/IEC 11172 .....	141
2.9 Registration of copyright identifiers .....	141
2.10 Registration of private data format .....	142
2.11 Carriage of ISO/IEC 14496 data .....	142
2.12 Carriage of metadata .....	154
2.13 Carriage of ISO 15938 data .....	163
2.14 Carriage of Rec. ITU-T H.264   ISO/IEC 14496-10 video .....	163
2.15 Carriage of ISO/IEC 14496-17 text streams .....	179
2.16 Carriage of auxiliary video streams .....	181
2.17 Carriage of HEVC .....	181
2.18 Carriage of green access units .....	190
2.19 Carriage of ISO/IEC 23008-3 MPEG-H 3D audio data .....	192
2.20 Carriage of Quality Access Units in MPEG-2 sections .....	194
Annex A – CRC decoder model .....	196
A.1 CRC decoder model .....	196
Annex B – Digital storage medium command and control (DSM-CC) .....	197
B.1 Introduction .....	197
B.2 General elements .....	198
B.3 Technical elements .....	200
Annex C – Program-specific information .....	206
C.1 Explanation of program-specific information in transport streams .....	206
C.2 Introduction .....	206
C.3 Functional mechanism .....	206
C.4 The mapping of sections into transport stream packets .....	207
C.5 Repetition rates and random access .....	207
C.6 What is a program? .....	208
C.7 Allocation of program_number .....	208
C.8 Usage of PSI in a typical system .....	208
C.9 The relationships of PSI structures .....	209
C.10 Bandwidth utilization and signal acquisition time .....	211
Annex D – Systems timing model and application implications of this Recommendation   International Standard .....	214
D.1 Introduction .....	214
Annex E – Data transmission applications .....	223
E.1 General considerations .....	223
E.2 Suggestion .....	223
Annex F – Graphics of syntax for this Recommendation   International Standard .....	224
F.1 Introduction .....	224
Annex G – General information .....	228
G.1 General information .....	228
Annex H – Private data .....	229
H.1 Private data .....	229



Annex I – Systems conformance and real-time interface .....	230
I.1 Systems conformance and real-time interface.....	230
Annex J – Interfacing jitter-inducing networks to MPEG-2 decoders.....	231
J.1 Introduction.....	231
J.2 Network compliance models.....	231
J.3 Network specification for jitter smoothing.....	232
J.4 Example decoder implementations .....	233
Annex K – Splicing transport streams .....	234
K.1 Introduction.....	234
K.2 The different types of splicing point .....	234
K.3 Decoder behaviour on splices .....	235
Annex L – Registration procedure (see 2.9) .....	237
L.1 Procedure for the request of a Registered Identifier (RID) .....	237
L.2 Responsibilities of the Registration Authority .....	237
L.3 Responsibilities of parties requesting an RID .....	237
L.4 Appeal procedure for denied applications.....	238
Annex M – Registration application form (see 2.9).....	239
M.1 Contact information of organization requesting a Registered Identifier (RID).....	239
M.2 Statement of an intention to apply the assigned RID .....	239
M.3 Date of intended implementation of the RID .....	239
M.4 Authorized representative .....	239
M.5 For official use only of the Registration Authority .....	239
Annex N – Registration Authority Diagram of administration structure (see 2.9) .....	240
Annex O – Registration procedure (see 2.10).....	241
O.1 Procedure for the request of an RID .....	241
O.2 Responsibilities of the Registration Authority .....	241
O.3 Contact information for the Registration Authority .....	241
O.4 Responsibilities of parties requesting an RID .....	241
O.5 Appeal procedure for denied applications.....	241
Annex P – Registration application form.....	243
P.1 Contact information of organization requesting an RID .....	243
P.2 Request for a specific RID .....	243
P.3 Short description of RID that is in use and date system that was implemented .....	243
P.4 Statement of an intention to apply the assigned RID .....	243
P.5 Date of intended implementation of the RID .....	243
P.6 Authorized representative .....	243
P.7 For official use of the Registration Authority .....	243
Annex Q – T-STD and P-STD buffer models for ISO/IEC 13818-7 ADTS .....	244
Q.1 Introduction.....	244
Q.2 Leak rate from transport buffer .....	244
Q.3 Buffer size.....	244
Q.4 Conclusion .....	245
Annex R – Carriage of ISO/IEC 14496 scenes in Rec. ITU-T H.222.0   ISO/IEC 13818-1 .....	247
R.1 Content access procedure for ISO/IEC 14496 program components within a program stream .....	247
R.2 Content access procedure for ISO/IEC 14496 program components within a transport stream .....	248
Annex S – Carriage of JPEG 2000 part 1 video over MPEG-2 transport streams.....	252
S.1 Introduction.....	252
S.2 J2K video access unit, J2K video elementary stream, J2K video sequence and J2K still picture .....	252
S.3 Elementary stream header (elsm) and mapping to PES packets.....	252
S.4 J2K transport constraints.....	254
S.5 Interpretation of flags in adaptation and PES headers for J2K video elementary streams .....	254
S.6 T-STD extension for J2K video elementary streams.....	255

	<i>Page</i>
Annex T – MIME type for MPEG-2 transport streams .....	257
T.1 Introduction .....	257
T.2 MIME type and subtype .....	257
T.3 Security considerations .....	258
T.4 Parameters .....	258
Annex U – Carriage of timeline and external media information over MPEG-2 transport streams .....	260
U.1 Introduction .....	260
U.2 TEMI access unit and TEMI elementary stream .....	261
U.3 AF descriptors .....	262
Annex V – Transport of layered HEVC (MV-HEVC, SHVC) .....	271
V.1 Introduction .....	271
V.2 Terminology .....	271
V.3 Examples .....	272
Bibliography .....	273

**iTeh STANDARD PREVIEW**  
**(standards.iteh.ai)**

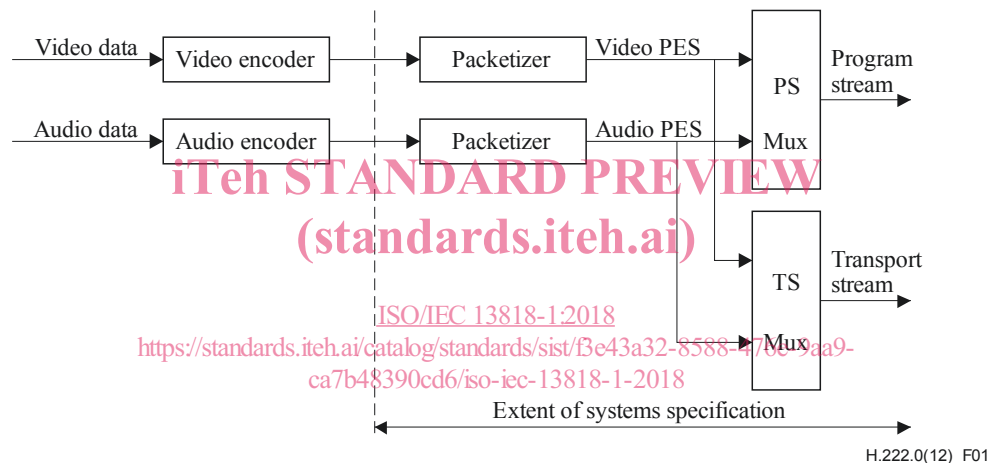
[ISO/IEC 13818-1:2018](https://standards.iteh.ai/catalog/standards/sist/f3e43a32-8588-476e-9aa9-ca7b48390cd6/iso-iec-13818-1-2018)  
[https://standards.iteh.ai/catalog/standards/sist/f3e43a32-8588-476e-9aa9-  
ca7b48390cd6/iso-iec-13818-1-2018](https://standards.iteh.ai/catalog/standards/sist/f3e43a32-8588-476e-9aa9-ca7b48390cd6/iso-iec-13818-1-2018)

## Introduction

The systems part of this Recommendation | International Standard addresses the combining of one or more elementary streams of video and audio, as well as other data, into single or multiple streams which are suitable for storage or transmission. Systems coding follows the syntactical and semantic rules imposed by this Specification and provides information to enable synchronized decoding of decoder buffers over a wide range of retrieval or receipt conditions.

System coding shall be specified in two forms: the transport stream and the program stream. Each is optimized for a different set of applications. Both the transport stream and program stream defined in this Recommendation | International Standard provide coding syntax which is necessary and sufficient to synchronize the decoding and presentation of the video and audio information, while ensuring that data buffers in the decoders do not overflow or underflow. Information is coded in the syntax using time stamps concerning the decoding and presentation of coded audio and visual data and time stamps concerning the delivery of the data stream itself. Both stream definitions are packet-oriented multiplexes.

The basic multiplexing approach for single video and audio elementary streams is illustrated in Figure Intro. 1. The video and audio data is encoded as described in Rec. ITU-T H.262 | ISO/IEC 13818-2 and ISO/IEC 13818-3. The resulting compressed elementary streams are packetized to produce PES packets. Information needed to use PES packets independently of either transport streams or program streams may be added when PES packets are formed. This information is not needed and need not be added when PES packets are further combined with system level information to form transport streams or program streams. This systems standard covers those processes to the right of the vertical dashed line.



**Figure Intro. 1 – Simplified overview of the scope of this Recommendation | International Standard**

The program stream is analogous and similar to the ISO/IEC 11172 systems layer. It results from combining one or more streams of PES packets, which have a common time base, into a single stream.

For applications that require the elementary streams that comprise a single program to be in separate streams that are not multiplexed, the elementary streams can also be encoded as separate program streams, one per elementary stream, with a common time base. In this case the values encoded in the SCR fields of the various streams shall be consistent.

Like the single program stream, all elementary streams can be decoded with synchronization.

The program stream is designed for use in relatively error-free environments and is suitable for applications which may involve software processing of system information such as interactive multi-media applications. Program stream packets may be of variable and relatively great length.

The transport stream combines one or more programs with one or more independent time bases into a single stream. PES packets made up of elementary streams that form a program share a common timebase. The transport stream is designed for use in environments where errors are likely, such as storage or transmission in lossy or noisy media. Transport stream packets are 188 bytes in length.

Program and transport streams are designed for different applications and their definitions do not strictly follow a layered model. It is possible and reasonable to convert from one to the other; however, one is not a subset or superset of the other. In particular, extracting the contents of a program from a transport stream and creating a valid program stream is possible and is accomplished through the common interchange format of PES packets, but not all of the fields needed in a program stream are contained within the transport stream; some must be derived. The transport stream may be used

## ISO/IEC 13818-1:2018 (E)

to span a range of layers in a layered model, and is designed for efficiency and ease of implementation in high bandwidth applications.

The scope of syntactical and semantic rules set forth in the systems specification differs: the syntactical rules apply to systems layer coding only, and do not extend to the compression layer coding of the video and audio specifications; by contrast, the semantic rules apply to the combined stream in its entirety.

The systems specification does not specify the architecture or implementation of encoders or decoders, nor those of multiplexors or demultiplexors. However, bit stream properties do impose functional and performance requirements on encoders, decoders, multiplexors and demultiplexors. For instance, encoders must meet minimum clock tolerance requirements. Notwithstanding this and other requirements, a considerable degree of freedom exists in the design and implementation of encoders, decoders, multiplexors, and demultiplexors.

### Intro. 1 Transport stream

The transport stream is a stream definition which is tailored for communicating or storing one or more programs of coded data according to Rec. ITU-T H.262 | ISO/IEC 13818-2 and ISO/IEC 13818-3 and other data in environments in which significant errors may occur. Such errors may be manifested as bit value errors or loss of packets.

Transport streams may be either fixed or variable rate. In either case the constituent elementary streams may either be fixed or variable rate. The syntax and semantic constraints on the stream are identical in each of these cases. The transport stream rate is defined by the values and locations of program clock reference (PCR) fields, which in general are separate PCR fields for each program.

There are some difficulties with constructing and delivering a transport stream containing multiple programs with independent time bases such that the overall bit rate is variable. Refer to 2.4.2.3.

The transport stream may be constructed by any method that results in a valid stream. It is possible to construct transport streams containing one or more programs from elementary coded data streams, from program streams, or from other transport streams which may themselves contain one or more programs.

The transport stream is designed in such a way that several operations on a transport stream are possible with minimum effort. Among these are:

- 1) Retrieve the coded data from one program within the transport stream, decode it and present the decoded results as shown in Figure Intro. 2.
- 2) Extract the transport stream packets from one program within the transport stream and produce as output a different transport stream with only that one program as shown in Figure Intro. 3.
- 3) Extract the transport stream packets of one or more programs from one or more transport streams and produce as output a different transport stream (not illustrated).
- 4) Extract the contents of one program from the transport stream and produce as output a program stream containing that one program as shown in Figure Intro. 4.
- 5) Take a program stream, convert it into a transport stream to carry it over a lossy environment, and then recover a valid, and in certain cases, identical program stream.

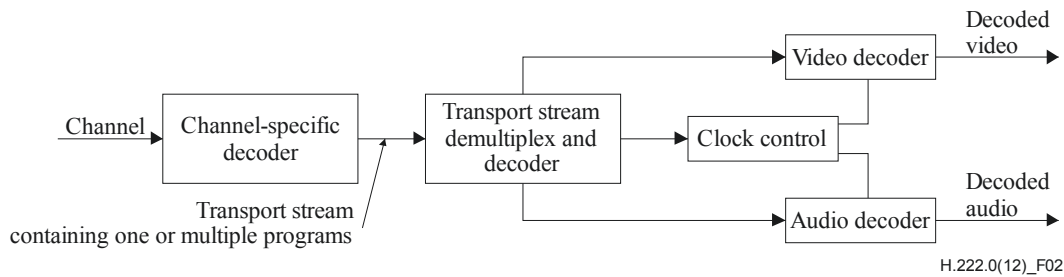
Figure Intro. 2 and Figure Intro. 3 illustrate prototypical demultiplexing and decoding systems which take as input a transport stream. Figure Intro. 2 illustrates the first case, where a transport stream is directly demultiplexed and decoded. Transport streams are constructed in two layers:

- a system layer; and
- a compression layer.

The input stream to the transport stream decoder has a system layer wrapped about a compression layer. Input streams to the video and audio decoders have only the compression layer.

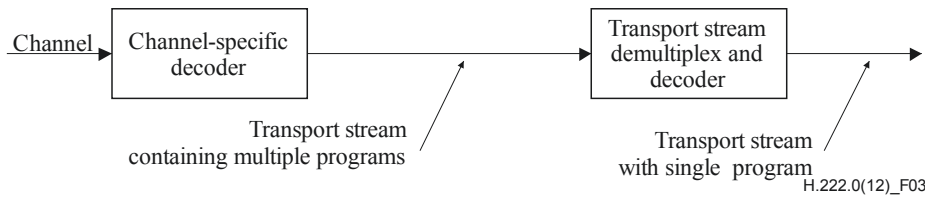
Operations performed by the prototypical decoder which accepts transport streams either apply to the entire transport stream ("multiplex-wide operations"), or to individual elementary streams ("stream-specific operations"). The transport stream system layer is divided into two sub-layers, one for multiplex-wide operations (the transport stream packet layer), and one for stream-specific operations (the PES packet layer).

A prototypical decoder for transport streams, including audio and video, is also depicted in Figure Intro. 2 to illustrate the function of a decoder. The architecture is not unique – some system decoder functions, such as decoder timing control, might equally well be distributed among elementary stream decoders and the channel-specific decoder – but this figure is useful for discussion. Likewise, indication of errors detected by the channel-specific decoder to the individual audio and video decoders may be performed in various ways and such communication paths are not shown in the diagram. The prototypical decoder design does not imply any normative requirement for the design of a transport stream decoder. Indeed non-audio/video data is also allowed, but not shown.



**Figure Intro. 2 – Prototypical transport demultiplexing and decoding example**

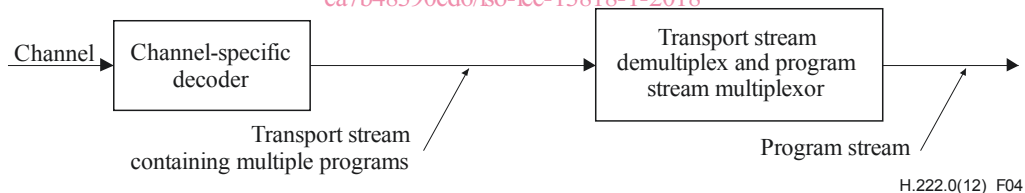
Figure Intro. 3 illustrates the second case, where a transport stream containing multiple programs is converted into a transport stream containing a single program. In this case the re-multiplexing operation may necessitate the correction of program clock reference (PCR) values to account for changes in the PCR locations in the bit stream.



**Figure Intro. 3 – Prototypical transport multiplexing example**

Figure Intro. 4 illustrates a case in which a multi-program transport stream is first demultiplexed and then converted into a program stream.

Figures Intro. 3 and Intro. 4 indicate that it is possible and reasonable to convert between different types and configurations of transport streams. There are specific fields defined in the transport stream and program stream syntax which facilitate the conversions illustrated. There is no requirement that specific implementations of demultiplexors or decoders include all of these functions.



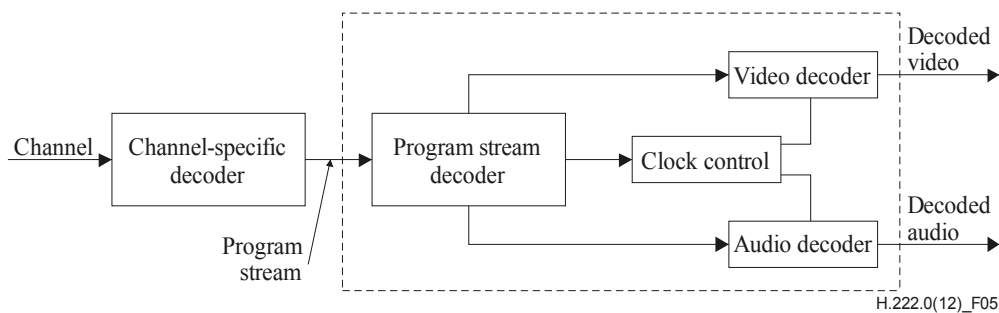
**Figure Intro. 4 – Prototypical transport stream to program stream conversion**

## Intro. 2 Program stream

The program stream is a stream definition which is tailored for communicating or storing one program of coded data and other data in environments where errors are very unlikely, and where processing of system coding, e.g., by software, is a major consideration.

Program streams may be either fixed or variable rate. In either case, the constituent elementary streams may be either fixed or variable rate. The syntax and semantics constraints on the stream are identical in each case. The program stream rate is defined by the values and locations of the system clock reference (SCR) and mux\_rate fields.

A prototypical audio/video program stream decoder system is depicted in Figure Intro. 5. The architecture is not unique – system decoder functions including decoder timing control might as equally well be distributed among elementary stream decoders and the channel-specific decoder – but this figure is useful for discussion. The prototypical decoder design does not imply any normative requirement for the design of a program stream decoder. Indeed non-audio/video data is also allowed, but not shown.



**Figure Intro. 5 – Prototypical decoder for program streams**

The prototypical decoder for program streams shown in Figure Intro. 5 is composed of system, video and audio decoders conforming to Parts 1, 2 and 3, respectively, of ISO/IEC 13818. In this decoder, the multiplexed coded representation of one or more audio and/or video streams is assumed to be stored or communicated on some channel in some channel-specific format. The channel-specific format is not governed by this Recommendation | International Standard, nor is the channel-specific decoding part of the prototypical decoder.

The prototypical decoder accepts as input a program stream and relies on a program stream decoder to extract timing information from the stream. The program stream decoder demultiplexes the stream, and the elementary streams so produced serve as inputs to video and audio decoders, whose outputs are decoded video and audio signals. Included in the design, but not shown in the figure, is the flow of timing information among the program stream decoder, the video and audio decoders, and the channel-specific decoder. The video and audio decoders are synchronized with each other and with the channel using this timing information.

Program streams are constructed in two layers: a system layer and a compression layer. The input stream to the program stream decoder has a system layer wrapped about a compression layer. Input streams to the video and audio decoders have only the compression layer.

Operations performed by the prototypical decoder either apply to the entire program stream ("multiplex-wide operations"), or to individual elementary streams ("stream-specific operations"). The program stream system layer is divided into two sub-layers, one for multiplex-wide operations (the pack layer), and one for stream-specific operations (the PES packet layer).

<https://standards.iteh.ai/catalog/standards/sist/3e43a32-8588-476e-9aa9-ca7b48390cd6/iso-iec-13818-1-2018>

### Intro. 3 Conversion between transport stream and program stream

It may be possible and reasonable to convert between transport streams and program streams by means of PES packets. This results from the specification of transport stream and program stream as embodied in 2.4.1 and 2.5.1 of the normative requirements of this Recommendation | International Standard. PES packets may, with some constraints, be mapped directly from the payload of one multiplexed bit stream into the payload of another multiplexed bit stream. It is possible to identify the correct order of PES packets in a program to assist with this if the `program_packet_sequence_counter` is present in all PES packets.

Certain other information necessary for conversion, e.g., the relationship between elementary streams, is available in tables and headers in both streams. Such data, if available, shall be correct in any stream before and after conversion.

### Intro. 4 Packetized elementary stream

Transport streams and program streams are each logically constructed from PES packets, as indicated in the syntax definitions in 2.4.3.6. PES packets shall be used to convert between transport streams and program streams; in some cases the PES packets need not be modified when performing such conversions. PES packets may be much larger than the size of a transport stream packet.

A continuous sequence of PES packets of one elementary stream with one stream ID may be used to construct a PES Stream. When PES packets are used to form a PES stream, they shall include elementary stream clock reference (ESCR) fields and elementary stream rate (ES\_Rate) fields, with constraints as defined in 2.4.3.8. The PES stream data shall be contiguous bytes from the elementary stream in their original order. PES streams do not contain some necessary system information which is contained in program streams and transport streams. Examples include the information in the pack header, system header, program stream map, program stream directory, program map table, and elements of the transport stream packet syntax.



The PES stream is a logical construct that may be useful within implementations of this Recommendation | International Standard; however, it is not defined as a stream for interchange and interoperability. Applications requiring streams containing only one elementary stream can use program streams or transport streams which each contain only one elementary stream. These streams contain all of the necessary system information. Multiple program streams or transport streams, each containing a single elementary stream, can be constructed with a common time base and therefore carry a complete program, i.e., with audio and video.

#### Intro. 5      **Timing model**

Systems, video and audio all have a timing model in which the end-to-end delay from the signal input to an encoder to the signal output from a decoder is a constant. This delay is the sum of encoding, encoder buffering, multiplexing, communication or storage, demultiplexing, decoder buffering, decoding, and presentation delays. As part of this timing model all video pictures and audio samples are presented exactly once, unless specifically coded to the contrary, and the inter-picture interval and audio sample rate are the same at the decoder as at the encoder. The system stream coding contains timing information which can be used to implement systems which embody constant end-to-end delay. It is possible to implement decoders which do not follow this model exactly; however, in such cases it is the decoder's responsibility to perform in an acceptable manner. The timing is embodied in the normative specifications of this Recommendation | International Standard, which must be adhered to by all valid bit streams, regardless of the means of creating them.

All timing is defined in terms of a common system clock, referred to as a system time clock (STC). In the program stream this clock may have an exactly specified ratio to the video or audio sample clocks, or it may have an operating frequency which differs slightly from the exact ratio while still providing precise end-to-end timing and clock recovery.

In the transport stream the system clock frequency is constrained to have the exactly specified ratio to the audio and video sample clocks at all times; the effect of this constraint is to simplify sample rate recovery in decoders.

#### Intro. 6      **Conditional access**

Encryption and scrambling for conditional access to programs encoded in the program and transport streams is supported by the system data stream definitions. Conditional access mechanisms are not specified here. The stream definitions are designed so that implementation of practical conditional access systems is reasonable, and there are some syntactical elements specified which provide specific support for such systems.

#### Intro. 7      **Multiplex-wide operations**

Multiplex-wide operations include the coordination of data retrieval of the channel, the adjustment of clocks, and the management of buffers. The tasks are intimately related. If the rate of data delivery of the channel is controllable, then data delivery may be adjusted so that decoder buffers neither overflow nor underflow; but if the data rate is not controllable, then elementary stream decoders must slave their timing to the data received from the channel to avoid overflow or underflow.

Program streams are composed of packs whose headers facilitate the above tasks. Pack headers specify intended times at which each byte is to enter the program stream Decoder from the channel, and this target arrival schedule serves as a reference for clock correction and buffer management. The schedule need not be followed exactly by decoders, but they must compensate for deviations about it.

Similarly, transport streams are composed of transport stream packets with headers containing information which specifies the times at which each byte is intended to enter a transport stream decoder from the channel. This schedule provides exactly the same function as that which is specified in the program stream.

An additional multiplex-wide operation is a decoder's ability to establish what resources are required to decode a transport stream or program stream. The first pack of each program stream conveys parameters to assist decoders in this task. Included, for example, are the stream's maximum data rate and the highest number of simultaneous video channels. The transport stream likewise contains globally useful information.

The transport stream and program stream each contain information which identifies the pertinent characteristics of, and relationships between, the elementary streams which constitute each program. Such information may include the language spoken in audio channels, as well as the relationship between video streams when multi-layer video coding is implemented.

#### Intro. 8      **Individual stream operations (PES packet layer)**

The principal stream-specific operations are:

- 1) demultiplexing; and
- 2) synchronizing playback of multiple elementary streams.