



SLOVENSKI STANDARD
SIST ISO 1763:2021

01-oktober-2021

Nadomešča:
SIST ISO 1763:1999

Preproge - Ugotavljanje števila rezanih in/ali nerezanih zank na dolžinsko in površinsko enoto

Textile floor coverings - Determination of number of tufts and/or loops per unit length and per unit area

iTeh STANDARD PREVIEW
(standards.iteh.ai)

Revêtements de sol textiles - Détermination du nombre de touffes et/ou de boucles par unité de longueur et par unité de surface

<https://standards.iteh.ai/catalog/standards/sist/9820b87c-28c3-4ec8-94f7-489134eea6ba/sist-iso-1763-2021>

Ta slovenski standard je istoveten z: ISO 1763:2020

ICS:

97.150

Talne obloge

Floor coverings

SIST ISO 1763:2021

en

iTeh STANDARD PREVIEW
(standards.iteh.ai)

[SIST ISO 1763:2021](#)

<https://standards.iteh.ai/catalog/standards/sist/9820b87c-28c3-4ec8-94f7-489134eea6ba/sist-iso-1763-2021>

INTERNATIONAL
STANDARD

ISO
1763

Third edition
2020-07

**Textile floor coverings —
Determination of number of tufts
and/or loops per unit length and per
unit area**

*Revêtements de sol textiles — Détermination du nombre de touffes et/
ou de boucles par unité de longueur et par unité de surface*

iTeh STANDARD PREVIEW
(standards.iteh.ai)

[SIST ISO 1763:2021](https://standards.iteh.ai/catalog/standards/sist/9820b87c-28c3-4ec8-94f7-489134eea6ba/sist-iso-1763-2021)

<https://standards.iteh.ai/catalog/standards/sist/9820b87c-28c3-4ec8-94f7-489134eea6ba/sist-iso-1763-2021>



Reference number
ISO 1763:2020(E)

© ISO 2020

iTeh STANDARD PREVIEW (standards.iteh.ai)

SIST ISO 1763:2021

<https://standards.iteh.ai/catalog/standards/sist/9820b87c-28c3-4ec8-94f7-489134eea6ba/sist-iso-1763-2021>



COPYRIGHT PROTECTED DOCUMENT

© ISO 2020

All rights reserved. Unless otherwise specified, or required in the context of its implementation, no part of this publication may be reproduced or utilized otherwise in any form or by any means, electronic or mechanical, including photocopying, or posting on the internet or an intranet, without prior written permission. Permission can be requested from either ISO at the address below or ISO's member body in the country of the requester.

ISO copyright office
CP 401 • Ch. de Blandonnet 8
CH-1214 Vernier, Geneva
Phone: +41 22 749 01 11
Email: copyright@iso.org
Website: www.iso.org

Published in Switzerland

Contents

Page

Foreword.....	iv
1 Scope.....	1
2 Normative references.....	1
3 Terms and definitions.....	1
4 Principle.....	2
5 Apparatus.....	2
6 Conditioning of test specimens.....	2
7 Test specimens.....	3
8 Procedure.....	3
9 Expression of results.....	4
9.1 Number per unit length.....	4
9.2 Number per unit area.....	4
10 Test report.....	5

iTeh STANDARD PREVIEW (standards.iteh.ai)

[SIST ISO 1763:2021](https://standards.iteh.ai/catalog/standards/sist/9820b87c-28c3-4ec8-94f7-489134eea6ba/sist-iso-1763-2021)

<https://standards.iteh.ai/catalog/standards/sist/9820b87c-28c3-4ec8-94f7-489134eea6ba/sist-iso-1763-2021>

ISO 1763:2020(E)

Foreword

ISO (the International Organization for Standardization) is a worldwide federation of national standards bodies (ISO member bodies). The work of preparing International Standards is normally carried out through ISO technical committees. Each member body interested in a subject for which a technical committee has been established has the right to be represented on that committee. International organizations, governmental and non-governmental, in liaison with ISO, also take part in the work. ISO collaborates closely with the International Electrotechnical Commission (IEC) on all matters of electrotechnical standardization.

The procedures used to develop this document and those intended for its further maintenance are described in the ISO/IEC Directives, Part 1. In particular, the different approval criteria needed for the different types of ISO documents should be noted. This document was drafted in accordance with the editorial rules of the ISO/IEC Directives, Part 2 (see www.iso.org/directives).

Attention is drawn to the possibility that some of the elements of this document may be the subject of patent rights. ISO shall not be held responsible for identifying any or all such patent rights. Details of any patent rights identified during the development of the document will be in the Introduction and/or on the ISO list of patent declarations received (see www.iso.org/patents).

Any trade name used in this document is information given for the convenience of users and does not constitute an endorsement.

For an explanation of the voluntary nature of standards, the meaning of ISO specific terms and expressions related to conformity assessment, as well as information about ISO's adherence to the World Trade Organization (WTO) principles in the Technical Barriers to Trade (TBT), see www.iso.org/iso/foreword.html.

This document was prepared by Technical Committee ISO/TC 219, *Floor coverings*.

This third edition cancels and replaces the second edition (ISO 1763:1986), which has been technically revised.

The main changes compared to the previous edition are as follows:

- addition of specific methodology for measuring artificial turf products.

Any feedback or questions on this document should be directed to the user's national standards body. A complete listing of these bodies can be found at www.iso.org/members.html.

Textile floor coverings — Determination of number of tufts and/or loops per unit length and per unit area

1 Scope

This document specifies a method for the determination of the number of tufts and/or loops per unit length and per unit area of a textile floor covering. It is applicable to textile floor coverings with the pile of which consists of tufts and/or loops.

2 Normative references

The following documents are referred to in the text in such a way that some or all of their content constitutes requirements of this document. For dated references, only the edition cited applies. For undated references, the latest edition of the referenced document (including any amendments) applies.

ISO 1957, *Machine-made textile floor coverings — Selection and cutting of specimens for physical tests*

ISO 2424, *Textile floor coverings — Vocabulary*

3 Terms and definitions

For the purposes of this document, the terms and definitions given in ISO 2424 and the following apply.

ISO and IEC maintain terminological databases for use in standardization at the following addresses:

- ISO Online browsing platform: available at <https://www.iso.org/obp>
- IEC Electropedia: available at <http://www.electropedia.org/>

3.1

tuft

J-shaped, U-shaped or W-shaped length of yarn, or length of yarn in the form of a knot, of which the leg or legs form the pile of a carpet

Note 1 to entry: See [Figure 1](#) and [Figure 2](#) for examples.



Figure 1 — Example of tufts

ISO 1763:2020(E)

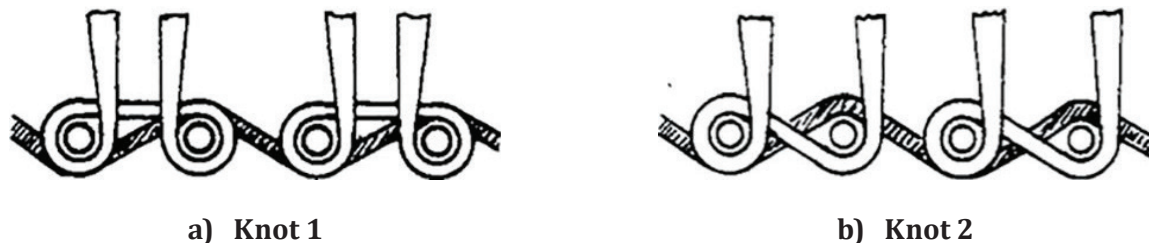


Figure 2 — Example of knots

3.2 loop

length of the pile-forming yarn between two successive lowest points of fixation in the backing of a carpet

Note 1 to entry: See [Figure 3](#).



Figure 3 — Diagram of two successive loops of a pile

3.3

number of tufts and/or loops per unit length

count of tufts and/or loops occupying 100 mm when counted longitudinally, i.e. parallel to the selvedge (denoted by S), and when counted transversely, i.e. at right angles to the selvedge (denoted by G)

Note 1 to entry: S and G refer respectively to the stitch rate and gauge typically used for tufted carpets. Woven textile floor coverings are included in the scope of this document. Typically, other terms are used for S and G that are different from those used in this document, e.g. beat-up (S) and pitch (G).

4 Principle

The number of complete tufts and/or loops is counted over a distance L which is at least 100 mm and contains at least 41 complete tufts and/or loops. The number of tufts and/or loops is counted in directions parallel to and at right angles to the selvedge, and the number per unit area calculated.

5 Apparatus

5.1 **Ruler**, graduated in millimetres.

6 Conditioning of test specimens

Lay the specimens out flat, singly and with the use-surface uppermost in an atmosphere having a temperature of (20 ± 2) °C and a relative humidity of (65 ± 4) %, for at least 24 h. Measure the specimens in the same atmosphere.

7 Test specimens

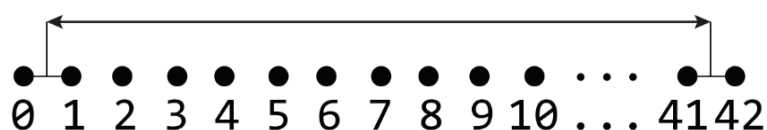
Select four areas representative of the sample, such that each edge contains at least 41 tufts and/or loops and is not less than 100 mm in length. Avoid selecting any area within 100 mm of any boundary of the sample.

For machine-made products, follow the procedure in ISO 1957.

Ensure that the specimens are marked clearly in the directions parallel to and at right angles to the selvedge.

8 Procedure

Measure the distance (with the ruler) between (the middle of tufts/loops numbers 0 and 1) and (the middle of the tufts/loops numbers 41 and 42) and count 41 tufts and/or loops (See [Figure 4](#)).



Key

⊥ measured distance

Figure 4 — Measuring of distance
(standards.iteh.ai)

If the distance covered by 41 tufts/loops is less than 100 mm, continue to count until the number of complete tufts and/or loops extends over at least 100 mm. Where two or more pile yarns lie side by side but are not twisted together, count them as one tuft. If the carpet is not of uniform construction, note the form of construction.

Repeat this measurement on each specimen in directions parallel to and at right angles to the selvedge.

For some carpets, it can be difficult to count the number of tufts. In this case, it is allowed to shear the pile material before counting the number of tufts (see [3.1](#) for the definition of tuft).

For artificial turf, the count shall be done at the backside of the product, if it only consists out of a primary backing or a woven backing. In that case, the counting starts where a tuft row begins and stops where the tuft row ends as illustrated in [Figure 5](#): start counting at the beginning of a red block on the figure and stop counting at the beginning of the next red block.




Figure 5 — Example of counting
 iTeh STANDARD PREVIEW
 (standards.iteh.ai)

9 Expression of results

9.1 Number per unit length

SIST ISO 1763:2021

standards.iteh.ai/catalog/standards/sist/9820b87c-28c3-4ec8-94f7-489134eea6ba/sist-iso-1763-2021

Calculate the number of tufts and/or loops S and G per unit length L in each direction, using the following formulae:

$$S = 100 \frac{\sum N_s}{\sum L_s}$$

$$G = 100 \frac{\sum N_g}{\sum L_g}$$

where

N_s and N_g equal the number of tufts and/or loops in each specimen in directions parallel to and at right angles to the selvedge respectively;

L_s and L_g equal the actual lengths in millimetres measured in directions parallel to and at right angles to the selvedge respectively.

9.2 Number per unit area

If required, calculate the number of tufts and/or loops per 10 000 mm², 1 dm² or 0,01 m² by multiplying the values of S and G obtained as described in [9.1](#).