

Fourth edition
2016-09-01

AMENDMENT 1
2020-10

**Tractors, machinery for agriculture
and forestry, powered lawn and
garden equipment — Symbols
for operator controls and other
displays —**

Part 2:
**Symbols for agricultural tractors and
machinery**

AMENDMENT 1

<https://standards.iteh.ai/catalog/standards/sist/36b1866f-d3d2-46a7-ac16-2a3ed9692f76/iso-3767-2-2016-amd-1-2020>

*Tracteurs, matériels agricoles et forestiers, matériel à moteur pour
jardins et pelouses — Symboles pour les commandes de l'opérateur et
autres indications —*

Partie 2: Symboles pour tracteurs et matériels agricoles

AMENDEMENT 1



Reference number
ISO 3767-2:2016/Amd.1:2020(E)

© ISO 2020

iTeh STANDARD PREVIEW (standards.iteh.ai)

ISO 3767-2:2016/Amd 1:2020

<https://standards.iteh.ai/catalog/standards/sist/36bf866f-d3d2-46a7-ac16-2a3ed9692f76/iso-3767-2-2016-amd-1-2020>



COPYRIGHT PROTECTED DOCUMENT

© ISO 2020

All rights reserved. Unless otherwise specified, or required in the context of its implementation, no part of this publication may be reproduced or utilized otherwise in any form or by any means, electronic or mechanical, including photocopying, or posting on the internet or an intranet, without prior written permission. Permission can be requested from either ISO at the address below or ISO's member body in the country of the requester.

ISO copyright office
CP 401 • Ch. de Blandonnet 8
CH-1214 Vernier, Geneva
Phone: +41 22 749 01 11
Email: copyright@iso.org
Website: www.iso.org

Published in Switzerland

Foreword

ISO (the International Organization for Standardization) is a worldwide federation of national standards bodies (ISO member bodies). The work of preparing International Standards is normally carried out through ISO technical committees. Each member body interested in a subject for which a technical committee has been established has the right to be represented on that committee. International organizations, governmental and non-governmental, in liaison with ISO, also take part in the work. ISO collaborates closely with the International Electrotechnical Commission (IEC) on all matters of electrotechnical standardization.

The procedures used to develop this document and those intended for its further maintenance are described in the ISO/IEC Directives, Part 1. In particular, the different approval criteria needed for the different types of ISO documents should be noted. This document was drafted in accordance with the editorial rules of the ISO/IEC Directives, Part 2 (see www.iso.org/directives).

Attention is drawn to the possibility that some of the elements of this document may be the subject of patent rights. ISO shall not be held responsible for identifying any or all such patent rights. Details of any patent rights identified during the development of the document will be in the Introduction and/or on the ISO list of patent declarations received (see www.iso.org/patents).

Any trade name used in this document is information given for the convenience of users and does not constitute an endorsement.

For an explanation of the voluntary nature of standards, the meaning of ISO specific terms and expressions related to conformity assessment, as well as information about ISO's adherence to the World Trade Organization (WTO) principles in the Technical Barriers to Trade (TBT), see www.iso.org/iso/foreword.html.

This document was prepared by Technical Committee ISO/TC 23, *Tractors and machinery for agriculture and forestry*, Subcommittee SC 14, *Operator controls, operator symbols and other displays, operator manuals*.

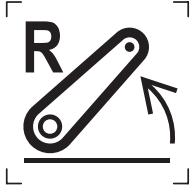




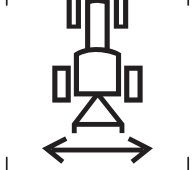
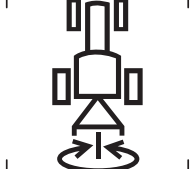
A list of all parts in the ISO 3767 series can be found on the ISO website.


Any feedback or questions on this document should be directed to the user's national standards body. A complete listing of these bodies can be found at www.iso.org/members.html.

iTeh STANDARD PREVIEW
(standards.iteh.ai)





ISO 3767-2:2016/Amd 1:2020

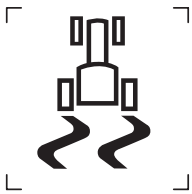


<https://standards.iteh.ai/catalog/standards/sist/36bf866f-d3d2-46a7-ac16-2a3ed9692f76/iso-3767-2-2016-amd-1-2020>

No.	Graphical symbol	Symbol title and description	ISO/IEC registration number
9.23		<p>Title: Rear rockshaft, raise when machine shifts into reverse gear</p> <p>Description: To identify the control that automatically raises the rockshaft when the transmission is shifted into reverse gear. To indicate that the rockshaft is being raised or is in the raised (up) position because the transmission is in reverse gear.</p> <p>Note: The rockshaft normally is lowered to its previous position when the transmission is changed from reverse gear into forward gear.</p>	ISO 7000-3687
9.24		<p>Title: Rear rockshaft, programmed raising when machine turns</p> <p>Description: To identify the control that, when activated, raises the rear rockshaft when the machine is operating at predetermined parameters of turning angle and machine speed. To indicate that the rockshaft is being raised or is in the raised (up) position because of those predetermined parameters of turning angle and machine speed.</p>	ISO 7000-3688
9.38		<p>Title: Rear three-point hitch draft control</p> <p>Description: To identify the control that adjusts rear three-point hitch position to maintain the targeted load placed on the tractor.</p>	ISO 7000-3689
9.39		<p>Title: Rear three-point hitch draft control, set upper limit</p> <p>Description: To identify the control that sets the upper limit of the rear three-point hitch position that results in the target load being placed on the tractor.</p>	ISO 7000-3690
9.40		<p>Title: Rear three-point hitch draft control, set lower limit</p> <p>Description: To identify control that sets the lower limit of the rear three-point hitch position that results in the target load being placed on the tractor.</p>	ISO 7000-3691
9.41		<p>Title: Rear three-point hitch linkage slide</p> <p>Description: To identify the control for the slide angle of the rear three-point hitch linkage.</p>	ISO 7000-3653
9.42		<p>Title: Rear three-point hitch linkage, roll</p> <p>Description: To identify the control for the roll angle of the rear three-point hitch linkage.</p>	ISO 7000-3654

No.	Graphical symbol	Symbol title and description	ISO/IEC registration number
9.57		<p>Title: Power take-off (PTO), stop</p> <p>Description: To identify the control that switches off or otherwise interrupts all power to the PTO. To indicate that the PTO is stopped and unable to restart until positive action is taken by the operator to enable PTO operation.</p>	ISO 7000-3692

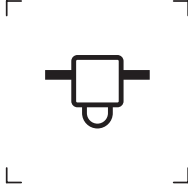
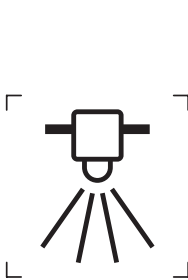
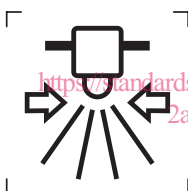

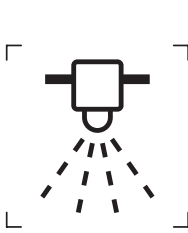
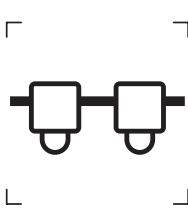
Add the following new symbols:

No.	Graphical symbol	Symbol title and description	ISO/IEC registration number
9.72		<p>Title: Tractor bonnet (hood), release or open</p> <p>Description: To identify the control that releases or opens the tractor bonnet (hood) and allows access to the engine compartment. To indicate that the bonnet (hood) is open.</p>	ISO 7000-3694
9.73		<p>Title: Tractor bonnet (hood), unlock</p> <p>Description: To identify the control that unlocks the bonnet (hood). To indicate that the bonnet (hood) is unlocked.</p>	ISO 7000-3693
9.74		<p>Title: Tractor-implement automation</p> <p>Description: To identify the control for the use of tractor functions that have been programmed for automation. To indicate that a tractor function is in automated or programmed mode.</p>	ISO 7000-3647
9.75		<p>Title: Stability control system, front; anti-jack-knife system</p> <p>Description: To identify the control that activates or deactivates the stability control system for the front of the tractor. To indicate the operational status of the front stability control system.</p> <p>Note 1: When the brake pedals are pushed and stability control is inactive, the transmission helps to decelerate the wheels by reducing the transmission ratio and controlling the engine brake. With stability control active, the contribution by the transmission toward wheel deceleration is considerably reduced.</p> <p>Note 2: Stability control mode is useful for transport with heavy trailers to reduce the probability of jack-knifing while braking.</p> <p>Note 3: If one control operates both the front and the rear stability systems, use the symbol for rear stability system.</p>	ISO 7000-3648

No.	Graphical symbol	Symbol title and description	ISO/IEC registration number
9.76		<p>Title: Stability control system, rear</p> <p>Description: To identify the control that activates or deactivates the stability control system for the rear of the tractor. To indicate the operational status of the rear stability control system.</p> <p>Note 1: When the brake pedals are pushed and stability control is inactive, the transmission helps to decelerate the wheels by reducing the transmission ratio and controlling the engine brake. With stability control active, the contribution by the transmission toward wheel deceleration is considerably reduced.</p> <p>Note 2: Stability control mode is useful for transport with heavy trailers to reduce the probability of jack-knifing while braking.</p> <p>Note 3: If one control operates both the front and the rear stability systems, use this symbol.</p>	ISO 7000-3649
9.77		<p>Title: Ground speed management, field operation</p> <p>Description: To identify the control that provides automatic, continuous adjustment of ground speed during field operation without the need to manually adjust either engine speed or transmission gear. To indicate the operational status of the field ground speed management system.</p>	ISO 7000-3695
9.78		<p>Title: Ground speed management, trailer towing operation</p> <p>Description: To identify the control that provides automatic, continuous adjustment of ground speed during trailer towing without the need to manually adjust either engine speed or transmission gear. To indicate the operational status of the trailer towing ground speed management system.</p>	ISO 7000-3696

Clause 16

Replace the current symbols with the following ones, as numbered:

No.	Graphical symbol	Symbol title and description	ISO/IEC registration number
16.33		<p>Title: Spray nozzle; spray nozzle, off</p> <p>Description: To identify the control that switches off the spray nozzle of the agricultural sprayer. To indicate that the spray nozzle is switched off.</p>	ISO 7000-2219R1
16.34		<p>Title: Spray nozzle, on; spray nozzle, continuous spray</p> <p>Description: To identify the control that switches on the spray nozzle of the agricultural sprayer. To identify the control for the spray nozzle in continuous spray mode. To indicate that the spray nozzle is switched on or is in continuous spray mode. If one control operates the spray nozzle in either continuous or intermittent (pulsed) spray mode, use this symbol.</p>	ISO 7000-2218R1
16.35		<p>Title: Spray nozzle pressure</p> <p>Description: To identify the control that sets or adjusts the spray nozzle pressure. To identify the display that provides information about the spray nozzle pressure. To indicate the spray nozzle pressure.</p>	ISO 7000-3177R1
16.36		<p>Title: Hours sprayed</p> <p>Description: To indicate the elapsed time that has accumulated while spraying since the last reset.</p>	ISO 7000-3178R1
16.43		<p>Title: Spray nozzle, intermittent (pulsed) spray</p> <p>Description: To identify the control for the spray nozzle in intermittent (pulsed) spray mode. To indicate that the spray nozzle is in intermittent (pulsed) spray mode. If one control operates the spray nozzle in either continuous or intermittent (pulsed) spray mode, use the symbol in 16.34.</p>	ISO 7000-3697
16.44		<p>Title: Group of spray nozzles; group of spray nozzles, off</p> <p>Description: To identify the control that switches off the group of spray nozzles of the agricultural sprayer. To indicate that the group of spray nozzles is switched off.</p>	ISO 7000-3698