



SLOVENSKI STANDARD
SIST ISO 2540:1995

01-november-1995

GfYX]ý b]`gj YXf]`nUgfYX]ý bY`nj fh]bY`n`nUý]fb]a `dcgbYhYa `!`H]d`6

Centre drills for centre holes with protecting chamfer -- Type B

Forets à centrer pour centres avec chanfrein de protection -- Type B

Ta slovenski standard je istoveten z: ISO 2540:1973

[SIST ISO 2540:1995](https://standards.iteh.ai/catalog/standards/sist/bd18ac21-320a-49d1-a801-cbe6024d91b0/sist-iso-2540-1995)

<https://standards.iteh.ai/catalog/standards/sist/bd18ac21-320a-49d1-a801-cbe6024d91b0/sist-iso-2540-1995>

ICS:

25.100.30 Svedri, greznila, posnemalna Drills, countersinks, reamers
orodja

SIST ISO 2540:1995

en

iTeh STANDARD PREVIEW
(standards.iteh.ai)

SIST ISO 2540:1995

<https://standards.iteh.ai/catalog/standards/sist/bd18ac21-320a-49d1-a801-cbe6024d91b0/sist-iso-2540-1995>

INTERNATIONAL STANDARD



2540

INTERNATIONAL ORGANIZATION FOR STANDARDIZATION • МЕЖДУНАРОДНАЯ ОРГАНИЗАЦИЯ ПО СТАНДАРТИЗАЦИИ • ORGANISATION INTERNATIONALE DE NORMALISATION

**Centre drills for centre holes with protecting chamfer —
Type B**

First edition — 1973-04-15

iTeh STANDARD PREVIEW
(standards.iteh.ai)

[SIST ISO 2540:1995](https://standards.iteh.ai/catalog/standards/sist/bd18ac21-320a-49d1-a801-cbe6024d91b0/sist-iso-2540-1995)

<https://standards.iteh.ai/catalog/standards/sist/bd18ac21-320a-49d1-a801-cbe6024d91b0/sist-iso-2540-1995>



UDC 621.951.4

Ref. No. ISO 2540-1973 (E)

Descriptors : tools, drill bits, centre drills, dimensions.

FOREWORD

ISO (the International Organization for Standardization) is a worldwide federation of national standards institutes (ISO Member Bodies). The work of developing International Standards is carried out through ISO Technical Committees. Every Member Body interested in a subject for which a Technical Committee has been set up has the right to be represented on that Committee. International organizations, governmental and non-governmental, in liaison with ISO, also take part in the work.

Draft International Standards adopted by the Technical Committees are circulated to the Member Bodies for approval before their acceptance as International Standards by the ISO Council.

International Standard ISO 2540 was drawn up by Technical Committee ISO/TC 29, *Small tools*.

It was approved in February 1972 by the Member Bodies of the following countries :

Austria	Israel	Sweden
Belgium	Italy	Switzerland
Czechoslovakia	Japan	Thailand
Egypt, Arab Rep. of	Netherlands	Turkey
France	Poland	United Kingdom
Germany	Romania	U.S.S.R.
Hungary	South Africa, Rep. of	
India	Spain	

The Member Body of the following country expressed disapproval of the document on technical grounds :

U.S.A.

Centre drills for centre holes with protecting chamfer – Type B

0 INTRODUCTION

This International Standard relating to centre drills deals only with centre drills for centre holes with protecting chamfer – Type B. It is a continuation of ISO/R 866, *Centre drills for centre holes without protecting chamfers – Type A*, and precedes ISO 2541, *Centre drills for centre holes with radius form – Type R*.

1 SCOPE AND FIELD OF APPLICATION

This International Standard specifies the dimensions of centre drills for centre holes with protecting chamfer – Type B.

It covers only metric dimensions, regarded as the only recommended dimensions in the future for this type of drills.

The flutes may be straight or spiral at the option of the manufacturer.

Unless otherwise stated these drills will be right-hand cutting.

This International Standard includes an Annex giving the recommended dimensions for the centre holes, Type B, which can be obtained by a rational use of the centre drills listed in this International Standard.

2 DESIGNATION

Centre drills shall be designated by the type (in this case, Type B), the pilot diameter d (first column of Table 1) and the shank diameter d_1 (second column of Table 1).

Example : B 2,5/10.

3 DIMENSIONS

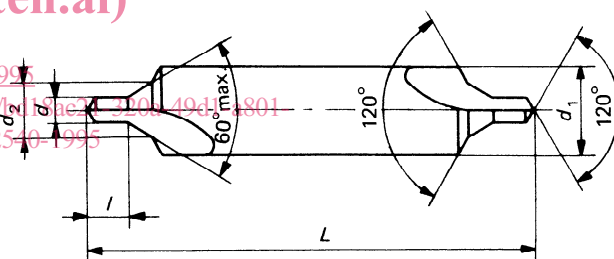


FIGURE 1 – Centre drill – Type B

TABLE 1

Dimensions in millimetres

d^* k12	d_1 h9	d_2 k12	l		L	
			max.	min.	max.	min.
1,0	4,0	2,12	1,9	1,3	37,5	33,5
(1,25)	5,0	2,65	2,2	1,6	42	38
1,6	6,3	3,35	2,8	2,0	47	43
2,0	8,0	4,25	3,3	2,5	52	48
2,5	10,0	5,30	4,1	3,1	59	53
3,15	11,2	6,70	4,9	3,9	63	57
4,0	14,0	8,50	6,2	5,0	70	64
(5,0)	18,0	10,60	7,5	6,3	78	72
6,3	20,0	13,20	9,2	8,0	83	77
(8,0)	25,0	17,00	11,5	10,1	103	97
10,0	31,5	21,20	14,2	12,8	128	122

* Sizes in brackets should be avoided whenever possible.

ANNEX

DIMENSIONS FOR CENTRE HOLES, TYPE B, AND CHOICE OF THE DIMENSIONING METHOD

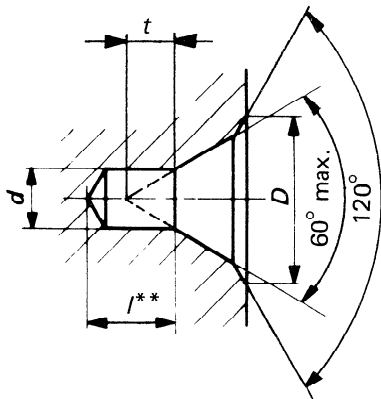


FIGURE 2 – Method 1

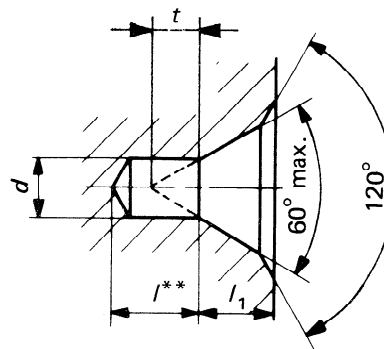


FIGURE 3 – Method 2

STANDARD PREVIEW
(standards.itech.ai)

The two methods of dimensioning are practically equivalent. Member Bodies will choose one or the other for inclusion in their national standards.

SIST ISO 2540:1995

<https://standards.itech.ai/catalog/standards/sist/bd18ac21-320a-49d1-a801-cbe6024d91b0/sist-iso-2540-1995>

TABLE 2

Dimensions in millimetres

d^* nominal	Method 1	Method 2	t ref.
	D nominal	l_1 nominal	
1,0	3,15	1,27	0,9
(1,25)	4	1,60	1,1
1,6	5	1,99	1,4
2,0	6,3	2,54	1,8
2,5	8	3,20	2,2
3,15	10	4,03	2,8
4,0	12,5	5,05	3,5
(5,0)	16	6,41	4,4
6,3	18	7,36	5,5
(8,0)	22,4	9,35	7,0
10,0	28	11,66	8,7

* Sizes in brackets should be avoided whenever possible.

** Dimension l_1 depends on the length l of the centre drill. It should not, even in the case of drilling with re-sharpened centre drills, be less than the reference value given in Table 2.