
**Building construction — Organization
of information about construction
works —**

**Part 3:
Framework for object-oriented
information**

*Construction immobilière — Organisation de l'information des
travaux de construction —*

Partie 3: Schéma pour l'information basée sur l'objet

[ISO 12006-3:2022](https://standards.iso.org/iso/12006-3-2022)

<https://standards.iteh.ai/catalog/standards/sist/2e64b769-d21b-4cdf-bdea-f9192716d5ac/iso-12006-3-2022>



iTeh STANDARD PREVIEW (standards.iteh.ai)

ISO 12006-3:2022

<https://standards.iteh.ai/catalog/standards/sist/2e64b769-d21b-4cdf-bdea-f9192716d5ac/iso-12006-3-2022>



COPYRIGHT PROTECTED DOCUMENT

© ISO 2022

All rights reserved. Unless otherwise specified, or required in the context of its implementation, no part of this publication may be reproduced or utilized otherwise in any form or by any means, electronic or mechanical, including photocopying, or posting on the internet or an intranet, without prior written permission. Permission can be requested from either ISO at the address below or ISO's member body in the country of the requester.

ISO copyright office
CP 401 • Ch. de Blandonnet 8
CH-1214 Vernier, Geneva
Phone: +41 22 749 01 11
Email: copyright@iso.org
Website: www.iso.org

Published in Switzerland

Contents

	Page
Foreword.....	v
Introduction.....	vi
1 Scope.....	1
2 Normative references.....	1
3 Terms and definitions.....	1
4 Language encoding.....	2
5 Specification.....	2
5.1 General.....	2
5.2 EXPRESS-G specification.....	3
5.3 EXPRESS specification.....	7
5.3.1 General.....	7
5.3.2 xtdDateTime.....	7
5.3.3 xtdUUID.....	7
5.3.4 xtdDataTypeEnum.....	7
5.3.5 xtdExternalStatusEnum.....	8
5.3.6 xtdInternalStatusEnum.....	8
5.3.7 xtdNatureOfChangeEnum.....	9
5.3.8 xtdPropertyRelationshipTypeEnum.....	9
5.3.9 xtdRelationshipKindEnum.....	10
5.3.10 xtdRoleEnum.....	10
5.3.11 xtdStatusOfActivationEnum.....	10
5.3.12 xtdUnitBaseEnum.....	11
5.3.13 xtdUnitScaleEnum.....	11
5.3.14 xtdChangeRequest.....	11
5.3.15 xtdConcept.....	12
5.3.16 xtdCountry.....	13
5.3.17 xtdDictionary.....	13
5.3.18 xtdDimension.....	13
5.3.19 xtdExpert.....	14
5.3.20 xtdExpertWithStatus.....	14
5.3.21 xtdExternalDocument.....	15
5.3.22 xtdFilter.....	15
5.3.23 xtdInterval.....	16
5.3.24 xtdLanguage.....	16
5.3.25 xtdMedia.....	17
5.3.26 xtdMultiLanguageText.....	17
5.3.27 xtdObject.....	18
5.3.28 xtdOrderedValue.....	19
5.3.29 xtdProperty.....	19
5.3.30 xtdQuantityKind.....	20
5.3.31 xtdRational.....	21
5.3.32 xtdRelationshipToProperty.....	21
5.3.33 xtdRelationshipToSubject.....	21
5.3.34 xtdRelationshipType.....	22
5.3.35 xtdRoot.....	22
5.3.36 xtdSubdivision.....	23
5.3.37 xtdSubject.....	23
5.3.38 xtdSymbol.....	24
5.3.39 xtdText.....	24
5.3.40 xtdUnit.....	24
5.3.41 xtdUser.....	25
5.3.42 xtdUserWithRoles.....	25

5.3.43	xtdValue	26
5.3.44	xtdValueList	26
5.3.45	xtdVisualRepresentation	27
6	Application programming interface (API)	27
7	XML representations	27
Annex A	(normative) EXPRESS long form specification	28
Annex B	(normative) Application programming interface specification	29
Annex C	(informative) UML representation	30
Annex D	(informative) XSD representation of the schema	33
Annex E	(informative) Naming conventions	34
Annex F	(informative) Examples	35
Bibliography		43

iTeh STANDARD PREVIEW
(standards.iteh.ai)

[ISO 12006-3:2022](https://standards.iteh.ai/catalog/standards/sist/2e64b769-d21b-4cdf-bdea-f9192716d5ac/iso-12006-3-2022)

<https://standards.iteh.ai/catalog/standards/sist/2e64b769-d21b-4cdf-bdea-f9192716d5ac/iso-12006-3-2022>

Foreword

ISO (the International Organization for Standardization) is a worldwide federation of national standards bodies (ISO member bodies). The work of preparing International Standards is normally carried out through ISO technical committees. Each member body interested in a subject for which a technical committee has been established has the right to be represented on that committee. International organizations, governmental and non-governmental, in liaison with ISO, also take part in the work. ISO collaborates closely with the International Electrotechnical Commission (IEC) on all matters of electrotechnical standardization.

The procedures used to develop this document and those intended for its further maintenance are described in the ISO/IEC Directives, Part 1. In particular, the different approval criteria needed for the different types of ISO documents should be noted. This document was drafted in accordance with the editorial rules of the ISO/IEC Directives, Part 2 (see www.iso.org/directives).

Attention is drawn to the possibility that some of the elements of this document may be the subject of patent rights. ISO shall not be held responsible for identifying any or all such patent rights. Details of any patent rights identified during the development of the document will be in the Introduction and/or on the ISO list of patent declarations received (see www.iso.org/patents).

Any trade name used in this document is information given for the convenience of users and does not constitute an endorsement.

For an explanation of the voluntary nature of standards, the meaning of ISO specific terms and expressions related to conformity assessment, as well as information about ISO's adherence to the World Trade Organization (WTO) principles in the Technical Barriers to Trade (TBT), see www.iso.org/iso/foreword.html.

This document was prepared by Technical Committee ISO/TC 59, *Buildings and civil engineering works*, Subcommittee SC 13, *Organization of information about construction works*, in collaboration with the European Committee for Standardization (CEN) Technical Committee CEN/TC 442, *Building Information Modelling (BIM)*, in accordance with the Agreement on technical cooperation between ISO and CEN (Vienna Agreement).

This second edition cancels and replaces the first edition (ISO 12006:2007), which has been technically revised.

The main changes are as follows:

- model has been changed and adapted for multiple implementations of dictionaries;
- UML and XML have been introduced in informative annexes;
- API specification has been included;
- relationships among concepts have been made mandatory and concepts have been made more rigid, specific and object-oriented.

A list of all parts in the ISO 12006 series can be found on the ISO website.

Any feedback or questions on this document should be directed to the user's national standards body. A complete listing of these bodies can be found at www.iso.org/members.html.

Introduction

This document defines a specification for an extensible taxonomy model, which provides the ability to add concepts like subjects and properties, describe subject by means of properties, and to define relationships between concepts. The set of properties associated with a subject provide the formal definition of the subject as well as its typical behaviour. Properties can have predefined values; and they can be associated with units.

The model makes it possible to describe multiple dictionaries based on the same model. Each concept belongs to one data dictionary. The concepts in one data dictionary can be related to concepts in another data dictionary.

Every entity in the model has a universal unique identifier. The model allows users to describe the development and maintenance of a data dictionary by providing change requests; and it also allows describing the experts reviewing change requests. The model described in this document is proposed as a bridge between classification systems as described in ISO 12006-2 and product modelling as described in ISO 10303-41, ISO 10303-221, ISO 15926-2 and ISO 16739-1.

This document supports the requirements for implementing the concepts described in ISO 23386 and ISO 23387. Not all the concepts from ISO 23386 are provided by the model described in this document.

To simplify and support implementation of dictionaries based on this framework, This document includes UML model^[10] and XML schema^[11] as [Annexes C](#) and [D](#) respectively. An API specification is added as [Annex B](#) to standardize and define the minimum functionality to extract and exchange data between dictionaries based on this document.

(standards.iteh.ai)

[ISO 12006-3:2022](#)

<https://standards.iteh.ai/catalog/standards/sist/2e64b769-d21b-4cdf-bdea-f9192716d5ac/iso-12006-3-2022>

Building construction — Organization of information about construction works —

Part 3: Framework for object-oriented information

1 Scope

This document specifies a language-independent information model which can be used for the development of dictionaries used to store or provide information about construction works. The model is extended by instantiating content, such as further objects and their relationships, allowing the content to serve as an ontology, taxonomy, meronymy, lexicon and thesaurus.

NOTE 1 Lexicons are resources for comprising lexical entries for a given language

NOTE 2 Meronomies are type of hierarchies which deals with part-whole relationships

NOTE 3 Ontologies are formal, explicit specification of a shared conceptualization. It enables classification systems, information models, object models, data templates and process models to be cross-referenced from within a common framework.

This document provides the description of an API allowing the interconnection of data dictionaries as described in ISO 23386.

2 Normative references

<https://standards.iteh.ai/catalog/standards/sist/2e64b769-d21b-4cdf-bdea-f9192716d5ac/iso-12006-3:2022>

The following documents are referred to in the text in such a way that some or all of their content constitutes requirements of this document. For dated references, only the edition cited applies. For undated references, the latest edition of the referenced document (including any amendments) applies.

ISO 80000 (all parts), *Quantities and units*

ISO 639 (all parts), *Codes for the representation of names of languages*

ISO/IEC 10646, *Information technology — Universal coded character set (UCS)*

ISO/IEC 9834-8:2014, *Information technology — Procedures for the operation of object identifier registration authorities — Part 8: Generation of universally unique identifiers (UUIDs) and their use in object identifiers*

ISO/IEC 20802-1, *Information technology — Open data protocol (OData) v4.0 — Part 1: Core*

ISO/IEC 20802-2, *Information technology — Open data protocol (OData) v4.0 — Part 2: OData JSON Format*

3 Terms and definitions

For the purposes of this document, the following terms and definitions apply.

ISO and IEC maintain terminology databases for use in standardization at the following addresses:

— ISO Online browsing platform: available at <https://www.iso.org/obp>

— IEC Electropedia: available at <https://www.electropedia.org/>

ISO 12006-3:2022(E)

3.1

data dictionary

database that contains metadata

[SOURCE: ISO 2382, 2121501, modified — The admitted term "information resource dictionary" has been removed. The Notes to entry have been removed.]

3.2

classification

process of assigning *objects* (3.4) to classes according to criteria

[SOURCE: ISO 22274:2013, 3.5]

3.3

data template

data structure used to describe the characteristics of construction *objects* (3.4)

[SOURCE: ISO 23387:2020, 3.3, modified — Examples and Notes to entry have been removed.]

3.4

object

any part of the perceivable or conceivable world

Note 1 to entry: An object is something abstract or physical toward which thought, feeling, or action is directed.

[SOURCE: ISO 12006-2:2015, 3.1.1]

3.5

property

defined characteristic suitable for the description and differentiation of the *objects* (3.4) in a class

[SOURCE: ISO 22274:2013, 3.25, modified - Example removed.]

3.6

attribute

data element for the computer-sensible description of a *property* (3.5), a relation or a class

EXAMPLE Creation date of a class object in a computer system.

[SOURCE: ISO ISO 22274:2013, 3.2]

4 Language encoding

All information that is specified as type "String", or that resolves to type "String", shall be able to be expressed using the UNICODE character set (see ISO 23386) as set out in ISO/IEC 10646, preferably using the UTF-8 encoding form, the UTF-8 encoding scheme and the "UCS Transformation Format 8".

5 Specification

5.1 General

The model in this document is specified using the EXPRESS data definition language according to ISO 10303-11.

The model is described informally in 5.2, conforming to the EXPRESS-G notation.

The model is described formally in the EXPRESS language specification presented in 5.3 and as an EXPRESS long form specification in Annex A.

NOTE ISO 10303-28, ISO/TS 10303-25 and ISO 10303-22 specify mappings to XML and XMI representations and an API respectively.

5.2 EXPRESS-G specification

The informal EXPRESS-G specification that uses the EXPRESS-G notation is given in three diagrams (Figures 1 to 3), where each diagram specifies a part of the model. All entities in these diagrams are specified formally in 5.3.

- Figure 1 shows the diagram with abstract object of xtdRoot, its attributes and its derived types xtdDictionary, xtdExpertWithStatus, xtdInterval, xtdLanguage, xtdMedia, xtdMultiLanguageText, xtdObject, xtdRational, xtdSymbol, xtdText, xtdUser and xtdUserWithRoles and its subtypes.
- Figure 2 shows the diagram with abstract object of xtdObject, its attributes and its derived types xtdConcept, xtdOrderedValue, xtdChangeRequest, xtdValue, xtdRelationshipToSubject and its subtypes.
- Figure 3 shows the diagram with abstract type of xtdConcept, its attributes and its derived types xtdFilter, xtdCountry, xtdSubdivision, xtdDimension, xtdRelationshipType, xtdExternalDocument, xtdVisualRepresentation, xtdUnit, xtdValueList, xtdRelationshipToProperty, xtdSubject, xtdProperty and its subtypes.

iTeh STANDARD PREVIEW
(standards.iteh.ai)

ISO 12006-3:2022

<https://standards.iteh.ai/catalog/standards/sist/2e64b769-d21b-4cdf-bdea-f9192716d5ac/iso-12006-3-2022>

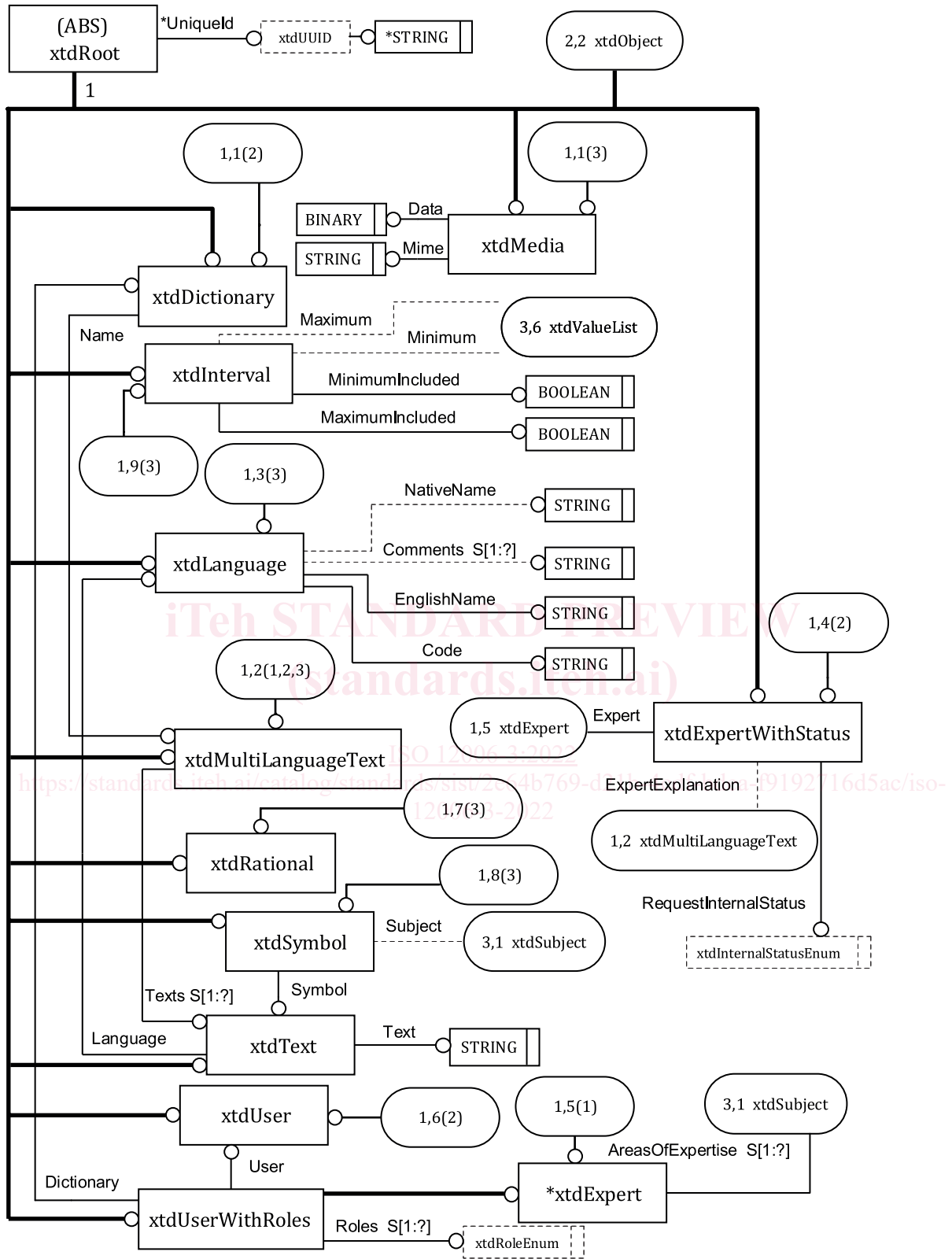


Figure 1 — EXPRESS-G diagram 1 — Top level with root concept

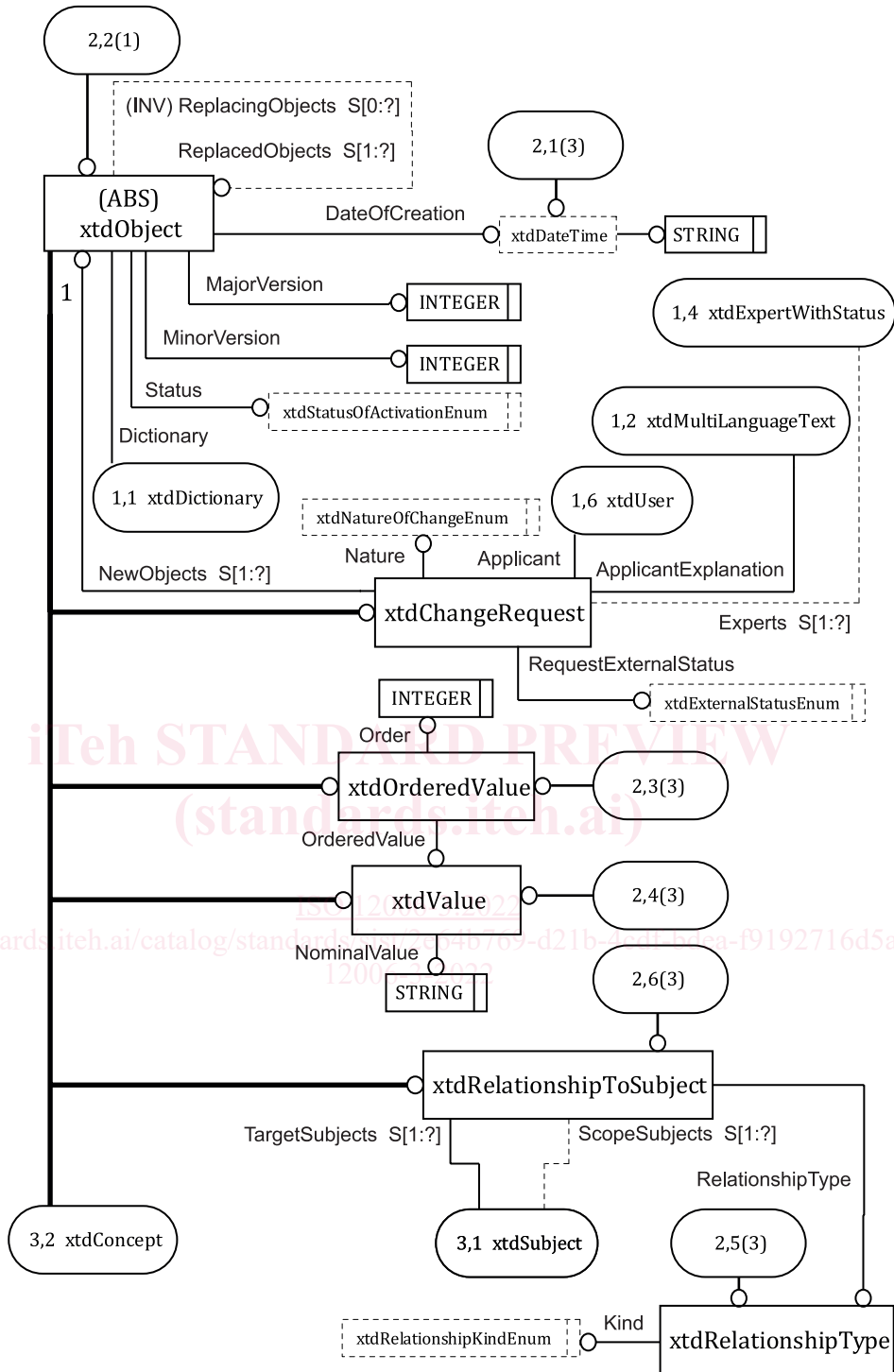


Figure 2 — EXPRESS-G diagram 2 — xtdObject representation

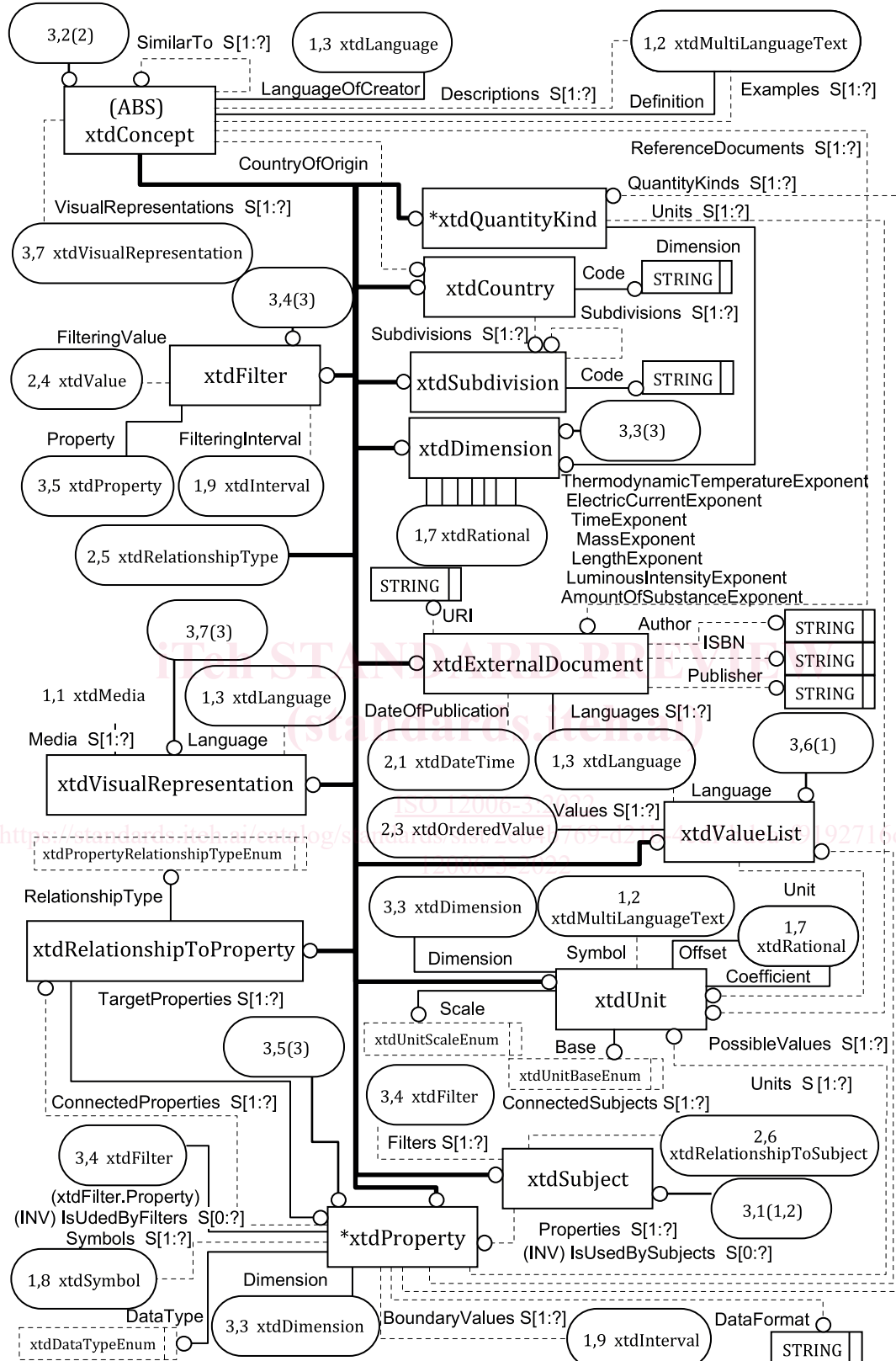


Figure 3 — EXPRESS-G diagram 3 — xtdConcept representation

5.3 EXPRESS specification

5.3.1 General

This formal specification is provided in the EXPRESS language.

The EXPRESS long form specification is provided in [Annex A](#).

Express Specification

(*

ISO_12006_3_VERSION_4

EXPRESS specification:

```
*)
SCHEMA ISO_12006_3_VERSION_4;
(*)
```

5.3.2 xtdDateTime

xtdDateTime is a defined data type of simple data type STRING that is used to identify a particular point in time. The date format (the ISO 8601 series) “YYYY-MM-DDThh:mm:ssTZD” should be used.

EXAMPLE The 31st day of May in the year 2000 is written as “2000-05-31T00:00:00Z”.

EXPRESS specification:

```
*)
Type xtdDateTime = STRING;
END_TYPE;
(*)
```

5.3.3 xtdUUID

xtdUUID is a defined data type of simple data type STRING that holds an identifier that is universally unique.

xtdUUID shall be generated according to ISO/IEC 9834-8, and it shall be provided according to the hexadecimal representation ISO/IEC 9834-8:2014, 6.5.

EXAMPLE The 36-character string 1cbeach2-7449-4671-97d2-3b84def86927 is a universally unique identifier.

EXPRESS specification:

```
*)
TYPE xtdUUID = STRING (36) FIXED;
END_TYPE;
(*)
```

5.3.4 xtdDataTypeEnum

xtdDataTypeEnum is an enumeration type giving the range of possible simple data types from which a selection can be made. Allowed selections are:

XTD_BOOLEAN	Datatype associated with two-valued logic.
XTD_INTEGER	Datatype to specify a numeric value without a fractional component.
XTD_RATIONAL	Datatype to specify a number that can be expressed as the fraction of two integers.
XTD_REAL	Datatype to specify a number that may be represented by a finite or infinite numeral in a fixed radix numeration system.

- XTD_COMPLEX Datatype to specify a number that can be expressed in the form $a+bi$, where a and b are real numbers, and i is the imaginary unit.
- XTD_STRING Datatype to express a sequence of characters.
- XTD_DATETIME Datatype to specify a date and a time.

EXPRESS specification:

```
*)
TYPE xtdDataTypeEnum = ENUMERATION OF
  (XTD_BOOLEAN,
   XTD_INTEGER,
   XTD_RATIONAL,
   XTD_REAL,
   XTD_COMPLEX,
   XTD_STRING,
   XTD_DATETIME);
END_TYPE;
(*)
```

5.3.5 xtdExternalStatusEnum

xtdExternalStatusEnum is an enumeration type giving the range of possible values to describe the status of a change request in its validation's process. Allowed selections are:

- XTD_PENDING_ASSIGNMENT The change request has been created; no expert has been yet assigned to it.
- XTD_UNDERGOING_ANALYSIS The experts assigned to the change request are analysing it.
- XTD_PENDING_INFORMATION_REQUEST One or several experts assigned to the change request have requested more information to be able to give an answer.
- XTD_VALIDATED The change request has been validated.
- XTD_REJECTED The change request has been rejected.

EXPRESS specification:

```
*)
TYPE xtdExternalStatusEnum = ENUMERATION OF
  (XTD_PENDING_ASSIGNMENT,
   XTD_UNDERGOING_ANALYSIS,
   XTD_PENDING_INFORMATION_REQUEST,
   XTD_VALIDATED,
   XTD_REJECTED);
END_TYPE;
(*)
```

NOTE "XTD_PENDING_INFORMATION_REQUEST" corresponds to "Complementary information request" in ISO 23386:2020, RA005.

5.3.6 xtdInternalStatusEnum

xtdInternalStatusEnum is an enumeration type giving the range of possible values to describe the status of a change request for an expert assigned to it. Allowed selections are:

- XTD_UNDERGOING_ANALYSIS The expert is currently analysing the change request.

XTD_PENDING_INFORMATION_REQUEST	The expert has requested more information before giving its decision on the change request.
XTD_NOT_COMPETENT	The expert has declared itself not competent to analyse the change request.
XTD_VALIDATED	The expert has validated the change request.
XTD_REJECTED	The expert has rejected the change request.

EXPRESS specification:

```

*)
TYPE xtdInternalStatusEnum = ENUMERATION OF
  (XTD_UNDERGOING_ANALYSIS,
   XTD_PENDING_INFORMATION_REQUEST,
   XTD_NOT_COMPETENT,
   XTD_VALIDATED,
   XTD_REJECTED);
END_TYPE;
(*

```

5.3.7 xtdNatureOfChangeEnum

xtdNatureOfChangeEnum is an enumeration type giving the range of possible values to describe the nature of a change request. Allowed selections are:

XTD_SIMPLE_CREATION	The creation of a new concept is requested.
XTD_SIMPLE_MODIFICATION	The modification of a concept is required.
XTD_SIMPLE_DEACTIVATION	The deactivation of a concept is required.
XTD_REPLACEMENT	The replacement of a concept by another one is requested.
XTD_FRAGMENTATION	The replacement of a concept by several others is requested.
XTD_MERGING	The replacement of several concepts by one concept is requested.

EXPRESS specification:

```

*)
TYPE xtdNatureOfChangeEnum = ENUMERATION OF
  (XTD_SIMPLE_CREATION,
   XTD_SIMPLE_MODIFICATION,
   XTD_SIMPLE_DEACTIVATION,
   XTD_REPLACEMENT,
   XTD_FRAGMENTATION,
   XTD_MERGING);
END_TYPE;
(*

```

5.3.8 xtdPropertyRelationshipTypeEnum

xtdPropertyRelationshipTypeEnum is an enumeration type giving the range of possible relationships between two properties. Allowed selections are:

XTD_DEPENDS	A property is dependent on others.
XTD_SPECIALIZES	A property is the specialization of another property.

EXPRESS specification:

```

*)
TYPE xtdPropertyRelationshipTypeEnum = ENUMERATION OF
  (XTD_DEPENDS,

```