
**Rubber, vulcanized or
thermoplastic — Determination of
hardness —**

Part 8:
**Apparent hardness of rubber-covered
rollers by Pusey and Jones method**

iTeh STANDARD PREVIEW
(standards.iteh.ai)

*Caoutchouc vulcanisé ou thermoplastique — Détermination de la
dureté —*

*Partie 8: Dureté apparente des cylindres revêtus de caoutchouc par la
méthode Pusey et Jones*

<https://standards.iteh.ai/catalog/standards/siv/2c2e3df0-1f96-46d1-a73d-cd362a7ba324/iso-48-8-2018>



iTeh STANDARD PREVIEW
(standards.iteh.ai)

ISO 48-8:2018

<https://standards.iteh.ai/catalog/standards/sist/2c2e3df0-1f96-46d1-a73d-cd362a7ba324/iso-48-8-2018>



COPYRIGHT PROTECTED DOCUMENT

© ISO 2018

All rights reserved. Unless otherwise specified, or required in the context of its implementation, no part of this publication may be reproduced or utilized otherwise in any form or by any means, electronic or mechanical, including photocopying, or posting on the internet or an intranet, without prior written permission. Permission can be requested from either ISO at the address below or ISO's member body in the country of the requester.

ISO copyright office
CP 401 • Ch. de Blandonnet 8
CH-1214 Vernier, Geneva
Phone: +41 22 749 01 11
Fax: +41 22 749 09 47
Email: copyright@iso.org
Website: www.iso.org

Published in Switzerland

Contents

	Page
Foreword	iv
Introduction	v
1 Scope	1
2 Normative references	1
3 Terms and definitions	1
4 Time-interval between vulcanization/finished grinding and testing	2
5 Conditioning and temperature of test	2
6 Apparatus	2
7 Calibration	4
8 Procedure	4
9 Expression of results	4
10 Test report	4
Annex A (normative) Calibration schedule	6
Bibliography	8

iTeh STANDARD PREVIEW (standards.iteh.ai)

[ISO 48-8:2018](https://standards.iteh.ai/catalog/standards/sist/2c2e3df0-1f96-46d1-a73d-cd362a7ba324/iso-48-8-2018)

<https://standards.iteh.ai/catalog/standards/sist/2c2e3df0-1f96-46d1-a73d-cd362a7ba324/iso-48-8-2018>

Foreword

ISO (the International Organization for Standardization) is a worldwide federation of national standards bodies (ISO member bodies). The work of preparing International Standards is normally carried out through ISO technical committees. Each member body interested in a subject for which a technical committee has been established has the right to be represented on that committee. International organizations, governmental and non-governmental, in liaison with ISO, also take part in the work. ISO collaborates closely with the International Electrotechnical Commission (IEC) on all matters of electrotechnical standardization.

The procedures used to develop this document and those intended for its further maintenance are described in the ISO/IEC Directives, Part 1. In particular, the different approval criteria needed for the different types of ISO documents should be noted. This document was drafted in accordance with the editorial rules of the ISO/IEC Directives, Part 2 (see www.iso.org/directives).

Attention is drawn to the possibility that some of the elements of this document may be the subject of patent rights. ISO shall not be held responsible for identifying any or all such patent rights. Details of any patent rights identified during the development of the document will be in the Introduction and/or on the ISO list of patent declarations received (see www.iso.org/patents).

Any trade name used in this document is information given for the convenience of users and does not constitute an endorsement.

For an explanation of the voluntary nature of standards, the meaning of ISO specific terms and expressions related to conformity assessment, as well as information about ISO's adherence to the World Trade Organization (WTO) principles in the Technical Barriers to Trade (TBT) see the following URL: www.iso.org/iso/foreword.html. (standards.iteh.ai)

This document was prepared by Technical Committee ISO/TC 45, *Rubber and rubber products*, Subcommittee SC 2, *Testing and analysis*. ISO 48-8:2018

<https://standards.iteh.ai/catalog/standards/sist/2c2e3df0-1f96-46d1-a73d-c1261a7bc31a/iso-48-8-2018>

This first edition of ISO 48-8 cancels and replaces ISO 7267-3:2017, of which it constitutes a minor revision. The changes compared to the previous edition are as follows:

- a new standard number has been given.
- in the Introduction, an explanation of the purpose of the grouping work has been added.

A list of all parts in the ISO 48 series can be found on the ISO website.

Any feedback or questions on this document should be directed to the user's national standards body. A complete listing of these bodies can be found at www.iso.org/members.html.

Introduction

ISO/TC 45/SC 2 established a principle that it would be helpful for users if standards on the same subject but covering different aspects or methods were grouped together, preferably with an introductory guidance standard, rather than being scattered throughout the numbering system. This has been achieved for some subjects, for example curemeters (ISO 6502) and dynamic properties (ISO 4664).

In 2017, it was decided to group standards for hardness and, subsequently, it was agreed that they would be grouped under the ISO 48 number. The new standards together with the previously numbered standards are listed below.

- ISO 48-1: former ISO 18517
- ISO 48-2: former ISO 48
- ISO 48-3: former ISO 27588
- ISO 48-4: former ISO 7619-1
- ISO 48-5: former ISO 7619-2
- ISO 48-6: former ISO 7267-1
- ISO 48-7: former ISO 7267-2
- ISO 48-8: former ISO 7267-3
- ISO 48-9: former ISO 18898

ITEH STANDARD PREVIEW
(standards.iteh.ai)

The hardness of a roller covering has traditionally been determined on the finished roller, since it is this hardness that is critical to the correct functioning of the roller in its end application. Values of hardness, determined by whichever method is chosen, are therefore dependent not only on the method employed and on the rubber, but also on the diameter of the roller, on the thickness of the covering and, in the case of thin coverings, on the nature of the roller core. For this reason the term “apparent hardness” is used to distinguish between the values obtained by the methods described in the various parts of this document and those that would be obtained for the rubber if it was possible to use the standard test methods for standard test pieces forming the subjects of other International Standards.

Since rollers vary considerably in size, construction and end use, and in view of the fact that hardness determinations are made for such different purposes as specification and factory process control, it has not been possible to standardize one test method. Consequently, three methods are described in ISO 48-6, ISO 48-7 and ISO 48-8, each capable of standing alone.

iTeh STANDARD PREVIEW
(standards.iteh.ai)

ISO 48-8:2018

<https://standards.iteh.ai/catalog/standards/sist/2c2e3df0-1f96-46d1-a73d-cd362a7ba324/iso-48-8-2018>

Rubber, vulcanized or thermoplastic — Determination of hardness —

Part 8:

Apparent hardness of rubber-covered rollers by Pusey and Jones method

WARNING 1 — Persons using this document should be familiar with normal laboratory practice. This document does not purport to address all of the safety problems, if any, associated with its use. It is the responsibility of the user to establish appropriate safety and health practices and to determine the applicability of any other restrictions.

WARNING 2 — Certain procedures specified in this document might involve the use or generation of substances, or the generation of waste, that could constitute a local environmental hazard. Reference should be made to appropriate documentation on safe handling and disposal after use.

1 Scope

This document specifies a method for the determination of the apparent hardness of vulcanized- or thermoplastic-rubber roller covers, expressed as the Pusey and Jones indentation value.

The Pusey and Jones plastometer apparatus is used to measure the depth of indentation of an indenter under a specified force into the surface of the rubber. The indentation value is not the same as that measured by the international rubber hardness test method ISO 48-2, since in this method the rubber immediately adjacent to the indenter is precompressed. The Pusey and Jones indentation value is an inverse measurement of hardness, i.e. the harder the rubber the lower the Pusey and Jones indentation value.

2 Normative references

The following documents are referred to in the text in such a way that some or all of their content constitutes requirements of this document. For dated references, only the edition cited applies. For undated references, the latest edition of the referenced document (including any amendments) applies.

ISO 18899:2013, *Rubber — Guide to the calibration of test equipment*

ISO 23529, *Rubber — General procedures for preparing and conditioning test pieces for physical test methods*

3 Terms and definitions

For the purposes of this document, the following terms and definitions apply.

ISO and IEC maintain terminological databases for use in standardization at the following addresses:

- ISO Online browsing platform: available at <https://www.iso.org/obp>
- IEC Electropedia: available at <https://www.electropedia.org/>

3.1

Pusey and Jones indentation value

depth of indentation of a ball 3,175 mm in diameter under a force of 9,8 N

Note 1 to entry: It is expressed in hundredths of a millimetre.

4 Time-interval between vulcanization/finished grinding and testing

Tests shall be carried out not less than 16 h after vulcanization and/or finished grinding and, for arbitration purposes, not less than 72 h after vulcanization (see ISO 23529).

5 Conditioning and temperature of test

Where possible, the test shall be carried out at standard laboratory temperature in accordance with ISO 23529. The product under test should be maintained under the test condition for sufficient time to reach temperature equilibrium with the test environment. Where this is impracticable, the period of time and the conditions shall be given in the product specification (see the Note).

The same temperature shall be used throughout any one test or series of tests intended to be comparable.

NOTE For large rollers having heavy metal cores, ambient conditions might not allow equilibrium temperatures to be obtained.

6 Apparatus

6.1 Plastometer, consisting of a supporting frame, an indenter, a mass for applying a fixed gravitational force on the indenter, a depth indicator and a specimen holder.

6.1.1 Supporting frame, so configured that the indenter and mass can be independently raised or lowered vertically, permitting the indenter to rest on the surface of the test roller and the mass to be applied subsequently to the indenter.

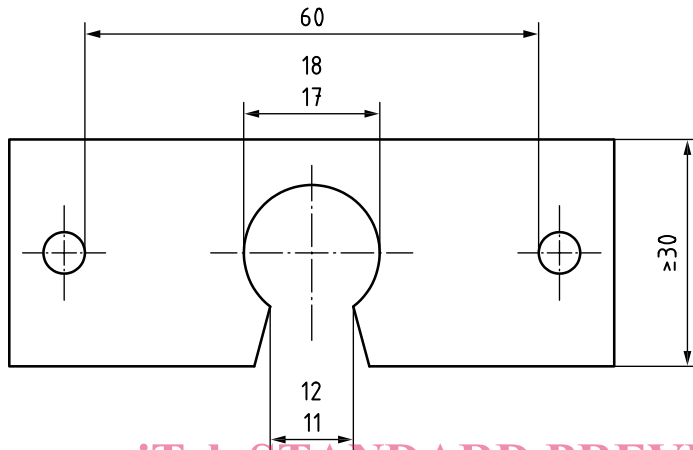
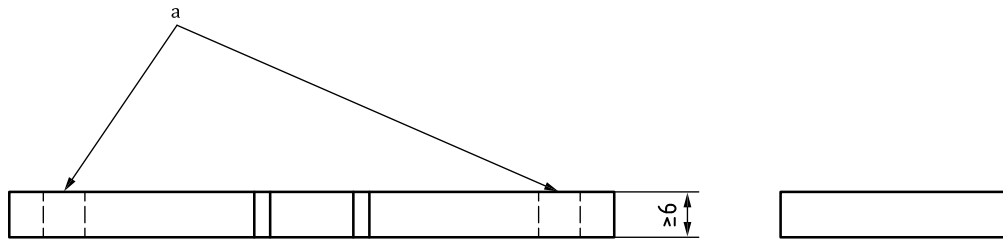
6.1.2 Indenter, consisting of a vertical steel shaft attached at the upper end to the spindle of the indicator gauge and having at the lower end a steel ball. The steel ball shall be $(3,175 \pm 0,015)$ mm in diameter and shall be made of highly polished, non-corrosive hard metal properly treated to resist wear.

6.1.3 Mass, of $(1\ 000 \pm 2)$ g.

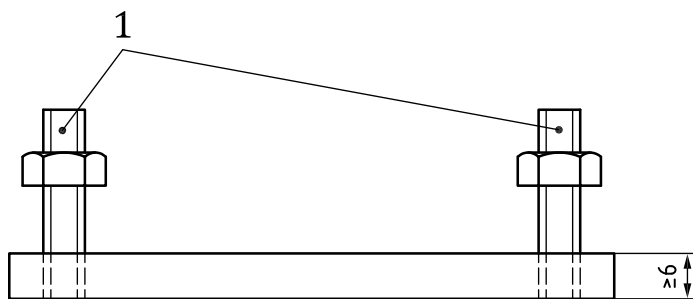
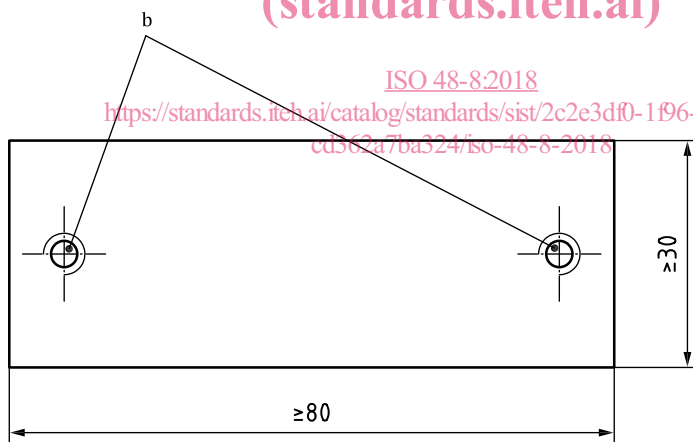
6.1.4 Depth indicator, comprising a dial gauge or other suitable device graduated in increments of 0,01 mm and having a range of at least 3 mm to indicate the movement of the indenter.

6.1.5 Specimen holder, consisting of a clamp made of two metal plates held together by two threaded bolts as shown in [Figure 1](#). The purpose of the clamp is to hold the test roller flat and free from slight movements that might introduce variations into the test. The top plate shall be provided with a hole and slot for the operation of the indenter.

Dimensions in millimetres



a) Top plate



b) Bottom plate