
**Respiratory protective devices —
Performance requirements —**

**Part 2:
Requirements for filtering RPD**

Appareils de protection respiratoire — Exigences de performances —

Partie 2: Dispositifs de filtration
iTeh STANDARD PREVIEW
(standards.iteh.ai)

ISO 17420-2:2021

<https://standards.iteh.ai/catalog/standards/sist/9556f205-bb3e-4262-9fb2-19c083716658/iso-17420-2-2021>



iTeh STANDARD PREVIEW
(standards.iteh.ai)

ISO 17420-2:2021

<https://standards.iteh.ai/catalog/standards/sist/9556f205-bb3e-4262-9fb2-19c083716658/iso-17420-2-2021>



COPYRIGHT PROTECTED DOCUMENT

© ISO 2021

All rights reserved. Unless otherwise specified, or required in the context of its implementation, no part of this publication may be reproduced or utilized otherwise in any form or by any means, electronic or mechanical, including photocopying, or posting on the internet or an intranet, without prior written permission. Permission can be requested from either ISO at the address below or ISO's member body in the country of the requester.

ISO copyright office
CP 401 • Ch. de Blandonnet 8
CH-1214 Vernier, Geneva
Phone: +41 22 749 01 11
Email: copyright@iso.org
Website: www.iso.org

Published in Switzerland

Contents

	Page
Foreword	v
Introduction	vi
1 Scope	1
2 Normative references	1
3 Terms, definitions, abbreviations and symbols	2
3.1 Terms and definitions.....	2
3.2 Abbreviated terms.....	3
3.3 Symbols.....	4
4 Classification overview	5
5 General requirements for RPD	6
5.1 General.....	6
5.2 Field of vision.....	6
5.3 Resistance to flame – Single burner dynamic.....	6
5.4 Compatibility with additional equipment.....	6
5.5 Monitor performance.....	6
5.6 Warning device(s), checking device(s) and control means.....	6
5.6.1 Performance of warning device(s), if applicable.....	6
5.6.2 Performance of checking device.....	7
5.6.3 Control means (if applicable).....	7
5.7 Protection class determination.....	7
5.7.1 General.....	7
5.7.2 Total inward leakage (TIL).....	7
5.7.3 Total inward leakage requirement for RPD not using a standardized connector.....	7
5.8 Validation by practical performance.....	8
5.8.1 General.....	8
5.8.2 Donning/doffing.....	8
5.8.3 Communication performance - hearing and speech.....	8
5.8.4 Eye irritation caused by the RPD.....	8
5.8.5 Fogging of visor.....	8
5.8.6 Ergonomic requirements.....	8
5.9 Requirements for elements/components.....	8
6 Requirements for filtering RPD	8
6.1 Determination of air flow rate of assisted RPD.....	8
6.2 Determination of the effect of temperature on flow rates for assisted RPD.....	9
6.3 Work of breathing, breathing resistance (peak pressure) and elastance.....	9
6.3.1 Work of breathing, breathing resistance (peak pressure) and elastance for unassisted RPD.....	9
6.3.2 Work of breathing, breathing resistance (peak pressure) and elastance for assisted RPD.....	10
6.4 CO ₂ concentration limits.....	12
6.4.1 CO ₂ concentration limits for assisted RPD.....	12
6.4.2 CO ₂ concentration limits of unassisted RPD.....	12
6.4.3 CO ₂ concentration limits for RI with standardized connector.....	12
6.5 Noise limit for assisted RPD.....	13
6.6 Temperature and humidity of inhaled air for RPD which protect against CO.....	13
6.7 Connections.....	13
6.7.1 General.....	13
6.7.2 Strength of connections – Connections to RI.....	14
6.7.3 Low pressure connections other than to the RI.....	16
6.8 Assessment of reliability.....	17
6.9 Pre-conditioning (Sequential/Non-sequential).....	17
6.9.1 General.....	17

6.9.2	Sequential pre-conditioning	18
6.9.3	Non-sequential pre-conditioning	19
6.10	Requirements for elements/components	19
6.10.1	Filters	19
6.10.2	Flexibility and resistance to deformation of hoses	30
6.11	Requirements for RPD with standardized connector	31
6.11.1	General	31
6.11.2	Filters with standardized connector	31
6.11.3	RI with standardized connector	33
6.11.4	Protection class determination for RPD using standardized connector	34
6.11.5	RPD using standardized connector and low pressure hoses	34
6.12	Multi-functional RPD	35
6.13	Requirements for optional features	35
6.13.1	General	35
6.13.2	Extreme low temperature requirements	35
6.13.3	Extreme high temperature requirements	36
6.13.4	Contact with hot surface	36
6.13.5	Hydration	36
6.13.6	Performance of RPD using prefilters	37
6.13.7	Use of RPD in potentially explosive atmospheres	37
6.13.8	Electromagnetic compatibility of RPD	37
7	Testing	37
7.1	General	37
7.2	Inspection	37
7.3	Testing of leak tightness using positive pressure	38
7.4	Contact with hot surface	38
8	Marking	38
8.1	General	38
8.2	Marking of RPD without separable components	38
8.3	Marking of RPD replacement parts	39
8.4	Marking of RPD components as part of a system	39
8.4.1	RI	39
8.4.2	Marking of particle, gas/vapour or combination filters	40
8.4.3	Other separable components	40
9	Information supplied by the RPD manufacturer	41
9.1	General	41
9.2	RPD	41
9.2.1	Minimum information	41
9.2.2	Additional information	42
9.3	RPD components and replacement parts	42
9.3.1	Particle, gas/vapour or combination filters	42
9.3.2	RI	43
9.3.3	Other components or replacement parts	44
Annex A (informative) Reliability		45
Annex B (informative) Example of failure modes and effect analysis (FMEA)		47
Annex C (normative) Test schedules		51
Annex D (normative) Normalisation of test results		74
Bibliography		76

ITeH STANDARD PREVIEW
(standards.iteh.ai)

ISO 17420-2:2021
<https://standards.iteh.ai/catalog/standards/sis/9556/205-bb3e-4262-9fb2-191085716658/iso-17420-2-2021>

Foreword

ISO (the International Organization for Standardization) is a worldwide federation of national standards bodies (ISO member bodies). The work of preparing International Standards is normally carried out through ISO technical committees. Each member body interested in a subject for which a technical committee has been established has the right to be represented on that committee. International organizations, governmental and non-governmental, in liaison with ISO, also take part in the work. ISO collaborates closely with the International Electrotechnical Commission (IEC) on all matters of electrotechnical standardization.

The procedures used to develop this document and those intended for its further maintenance are described in the ISO/IEC Directives, Part 1. In particular the different approval criteria needed for the different types of ISO documents should be noted. This document was drafted in accordance with the editorial rules of the ISO/IEC Directives, Part 2 (see www.iso.org/directives).

Attention is drawn to the possibility that some of the elements of this document may be the subject of patent rights. ISO shall not be held responsible for identifying any or all such patent rights. Details of any patent rights identified during the development of the document will be in the Introduction and/or on the ISO list of patent declarations received (see www.iso.org/patents).

Any trade name used in this document is information given for the convenience of users and does not constitute an endorsement.

For an explanation on the voluntary nature of standards, the meaning of ISO specific terms and expressions related to conformity assessment, as well as information about ISO's adherence to the World Trade Organization (WTO) principles in the Technical Barriers to Trade (TBT) see the following URL: www.iso.org/iso/foreword.html.

This document was prepared by Technical Committee ISO/TC 94, *Personal safety - Personal protective equipment*, Subcommittee SC 15, *Respiratory protective devices*.

A list of all parts in the ISO 17420 series can be found on the ISO website.

Any feedback or questions on this document should be directed to the user's national standards body. A complete listing of these bodies can be found at www.iso.org/members.html.

Introduction

This document describes basic requirements for filtering respiratory protective devices (RPD) and its elements and components.

Requirements for RPD used in environments for special applications are given in the relevant parts of the ISO 17420 series.

Some test methods are described. For other test methods references are given to the ISO 16900 series "Methods of test and test equipment" or other test methods not developed by ISO/TC 94/SC 15.

[Annex A](#) gives information about reliability.

[Annex B](#) features an example of a FMEA (Failure Mode and Effects Analysis).

[Annex C](#) gives the test schedules including any pre-conditioning and number of samples.

[Annex D](#) provides information for normalisation of test results.

The sequence of testing follows the principle to minimize the necessary number of samples by carrying out destructive tests at the end. It also includes for safety reason that tests with test subjects are only carried out after the test samples have shown their safe performance in other tests.

iTeh STANDARD PREVIEW (standards.iteh.ai)

ISO 17420-2:2021

<https://standards.iteh.ai/catalog/standards/sist/9556f205-bb3e-4262-9fb2-19c083716658/iso-17420-2-2021>

Respiratory protective devices — Performance requirements —

Part 2: Requirements for filtering RPD

1 Scope

This document specifies requirements for the performance and testing of filtering respiratory protective devices (RPD) in accordance with their classification and for use in the workplace to protect the wearer from hazardous atmospheres and/or environments.

Requirements for RPD elements and components are also specified in this document.

2 Normative references

The following documents, in whole or in part, are normatively referenced in this document and are indispensable for its application. For dated references, only the edition cited applies. For undated references, the latest edition of the referenced document (including any amendments) applies.

ISO 9227, *Corrosion tests in artificial atmospheres — Salt spray tests*

ISO 16900-1:2019, *Respiratory protective devices — Methods of test and test equipment — Part 1: Determination of inward leakage*

ISO 16900-2, *Respiratory protective devices — Methods of test and test equipment — Part 2: Determination of breathing resistance*

ISO 16900-3, *Respiratory protective devices — Methods of test and test equipment — Part 3: Determination of particle filter penetration*

ISO 16900-4:2011, *Respiratory protective devices — Methods of test and test equipment — Part 4: Determination of gas filter capacity and migration, desorption and carbon monoxide dynamic testing*

ISO 16900-5, *Respiratory protective devices — Methods of test and test equipment — Part 5: Breathing machine, metabolic simulator, RPD headforms and torso, tools and verification tools*

ISO 16900-6:—¹⁾, *Respiratory protective devices — Methods of test and test equipment — Part 6: Mechanical resistance/strength of components and connections*

ISO 16900-7:2020, *Respiratory protective devices — Methods of test and test equipment — Part 7: Practical performance test methods*

ISO 16900-8, *Respiratory protective devices — Methods of test and test equipment — Part 8: Measurement of RPD air flow rates of assisted filtering RPD*

ISO 16900-9, *Respiratory protective devices — Methods of test and test equipment — Part 9: Determination of carbon dioxide content of the inhaled gas*

ISO 16900-12, *Respiratory protective devices — Methods of test and test equipment — Part 12: Determination of volume-averaged work of breathing and peak respiratory pressures*

1) Under preparation, Stage at the time of publication ISO/DIS 16900-6:2020.

ISO 17420-2:2021(E)

ISO 16900-14:2020, *Respiratory protective devices — Methods of test and test equipment — Part 14: Measurement of sound level*

ISO 16972, *Respiratory protective devices — Vocabulary and graphical symbols*

ISO/TS 16973, *Respiratory protective devices -- Classification for respiratory protective device (RPD), excluding RPD for underwater application*

ISO 17420-1:2021, *Respiratory protective devices — Performance requirements — Part 1: General*

ISO 17420-3, *Respiratory protective devices — Performance requirements — Part 3: Thread connection*

IEC 61000-6-2, *Electromagnetic compatibility (EMC) — Part 6-2: Generic standards — Immunity standard for industrial environments*

3 Terms, definitions, abbreviations and symbols

3.1 Terms and definitions

For the purposes of this document, the terms and definitions given in ISO 16972 and the following apply.

ISO and IEC maintain terminological databases for use in standardization at the following addresses:

— ISO Online browsing platform: available at <https://www.iso.org/obp>

— IEC Electropedia: available at <http://www.electropedia.org/>

3.1.1

non pre-conditioned state

without pre-conditioning but possibly modified to carry out tests or already used in non-destructive tests

Note 1 to entry: This includes e.g. cleaning and disinfection.

3.1.2

as worn state

RPD where all components are connected and assembled in the way that it is intended to be used and worn (e.g. worn by the wearer, adapted to a RPD headform or RPD headform and torso or suitable holder)

Note 1 to entry: All of the various components [e.g. for an assisted filtering device: blower unit, battery, respiratory interface (RI), filters, etc.] have been completely assembled and then connected (RI connected to the hose of the blower unit) together in accordance with the information supplied by the manufacturer.

3.1.3

ready for assembly state

RPD or components with seals, plugs or other environmental protective means, still in place ready to be assembled and/or donned

Note 1 to entry: RPD or components can remain sealed and plugged until donning if so stated in the information supplied by the manufacturer.

3.1.4

integrated RPD

RPD designed so that components in the breathable gas supply chain are nonseparable

3.1.5

measured maximum flow rate

volumetric flow rate of an assisted filtering RPD, determined in a laboratory test, when the RPD is in the condition which results in the highest air flow rate, where this condition takes into account the influences of temperatures, settings of RPD, pre-conditionings, use of accessories and any other related factors

[SOURCE: ISO 16900-8:2015, 3.6]

3.1.6**migration**

diffusion of the gas or vapour molecules within the sorbent after the filter is partially loaded

3.1.7**standardized connector**

device that allows an optional connection between a filter and a respiratory interface

Note 1 to entry: Filter connector meeting the requirements of ISO 17420-3.

3.1.8**replacement part**

identical to the one originally supplied with the RPD by the manufacturer, and declared interchangeable by the manufacturer

3.1.9**normalised condition**

test condition adjusted to 1013 hPa and body temperature (37 °C or 310 K) saturated with water vapour, which is 63 hPa, used for the normalization of test results

Note 1 to entry: Further information is given in [Annex D](#).

3.2 Abbreviated terms

FMEA	Failure Mode and Effects Analysis
V_T	Tidal volume
WoB	Work of Breathing
BTPS	body temperature pressure saturated

iTeH STANDARD PREVIEW
 (standards.iteh.ai)
 ISO 17420-2:2021
<https://standards.iteh.ai/catalog/standards/sist/9556f205-bb3e-4262-9fb2-19c083716658/iso-17420-2-2021>

3.3 Symbols

3.3.1



Product information; information point (ISO 7000-2760).

Indication for the RI that it is a part of a RPD system with multiple configurations.

3.3.2



Operator's manual; operating instructions (ISO 7000-1641).

Booklet: "See information supplied by the RPD manufacturer"

3.3.3



Do not re-use (ISO 7000-1051).

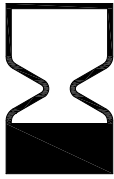
Crossed out 2: "For single shift use only"

iTeh STANDARD PREVIEW
(standards.iteh.ai)

[ISO 17420-2:2021](https://standards.iteh.ai/catalog/standards/sist/9556f205-bb3e-4262-9fb2-19c083716658/iso-17420-2-2021)

<https://standards.iteh.ai/catalog/standards/sist/9556f205-bb3e-4262-9fb2-19c083716658/iso-17420-2-2021>

3.3.4



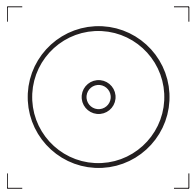
yyyy/mm

Use by date (ISO 7000-2607)

Hourglass: "End of shelf life"

Key: yyyy year, mm month

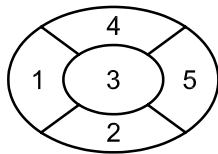
3.3.5



Roller; cylinder (ISO 7000-0566)

Target: "Standardized connector"

3.3.6



RPD headform number allocation for size designation

iTeh STANDARD PREVIEW
(standards.iteh.ai)

<https://standards.iteh.ai/catalog/standards/sist/9556f205-bb3e-4262-9fb2-19c083716658/iso-17420-2-2021>

4 Classification overview

ISO 17420-1:2021, 4.1 applies with the following addition:

The classification of a filtering RPD is determined by the appropriate combination of the following classes: (protection class) (work rate class) (RI class) (particle filterclass and/or gas filter type and class).

Additionally filtering RPD may be classified for one or more special applications, as given in ISO 17420-5 to ISO 17420-9.

Table 1 — Gas filter type and class

Type	Class(es)	Type description
OV	1, 2, 3 or 4	Organic vapours
OG	1	Organic gases (low boiling, i.e. below 65 °C)
AC	1, 2, 3 or 4	Acidic compounds
BC	1, 2, 3 or 4	Basic compounds
NO _x	1, 2 or 3	Nitrogen oxides
HG	1, 2 or 3	Mercury (Hg)
OZ	1	Ozone (O ₃)
HCN	1, 2, 3 or 4	Hydrogen Cyanide (HCN)
AH	1	Arsine (AsH ₃)

Table 1 (continued)

Type	Class(es)	Type description
HF	1, 2 or 3	Hydrogen fluoride (HF)
CD	1	Chlorine dioxide (ClO ₂)
ETO	1, 2 or 3	Ethylene oxide ((CH ₂) ₂ O)
FM	1, 2 or 3	Formaldehyde (CH ₂ O)
MB	1, 2 or 3	Methyl bromide (CH ₃ Br)
CO	Three classes based on time (20 min, 60 min or 180 min)	Carbon monoxide (CO)
PH	1 or 2	Phosphine (PH ₃)

The designation of a filtering RPD is determined by an appropriate combination of the classes given in ISO 17420-1:2021, Table 1 and [Table 1](#) of this document.

Example for a basic RPD with protection class (PC3), work rate class (W2), RI class (bT), particle filter class (F3) and gas filter type and class (OV2).

Marking for the given example PC3 W2 bT F3 OV2

Multi-functional filtering RPD have separate classifications for each function, i.e. one classification for the unassisted mode and one classification for the assisted mode.

5 General requirements for RPD

iteh STANDARD PREVIEW
(standards.iteh.ai)

5.1 General

ISO 17420-1:2021, 5.1, applies.

[ISO 17420-2:2021](#)

5.2 Field of vision

<https://standards.iteh.ai/catalog/standards/sist/9556f205-bb3e-4262-9fb2-19c083716658/iso-17420-2-2021>

ISO 17420-1:2021, 5.2, applies.

5.3 Resistance to flame – Single burner dynamic

ISO 17420-1:2021, 5.3, applies.

5.4 Compatibility with additional equipment

ISO 17420-1:2021, 5.4, applies.

5.5 Monitor performance

ISO 17420-1:2021, 5.5, applies with the following addition:

The monitor system shall not interfere with the operation of the RPD.

5.6 Warning device(s), checking device(s) and control means

5.6.1 Performance of warning device(s), if applicable

RPD shall be checked after sequential pre-conditioning in accordance with [6.9.2](#).

RPD powered by an energy source shall be equipped with a low energy warning device to warn the wearer at least 5 min prior to the performance of the RPD falling below the manufacturer's minimum design conditions. From the activation of the warning the RPD shall be tested in accordance with [6.3.2](#) for a period of 5 min but with a fixed setting of 35 l/min, see [Table 2](#).

Check in accordance with [7.2](#) and [Clause 9](#).

For assisted filtering RPD a warning device shall warn the wearer when the performance of the RPD is outside of the manufacturer's design conditions.

Testing shall be performed in accordance with [6.3.2](#) and, if applicable, in accordance with ISO 16900-8.

During use, warning devices shall not switch off automatically and shall not be capable of being switched off by the wearer while the cause of the warning remains other than to correct the warning condition.

Check in accordance with [7.2](#).

Any warning shall be detectable without any intervention by the wearer. Any warning shall be detectable by the wearer within 15 s.

Testing shall be performed in accordance with ISO 16900-7:2020, Annex B, activity k).

Any warnings which require different reactions by the wearer shall be distinguishable from one another.

Check in accordance with [7.2](#).

5.6.2 Performance of checking device

ISO 17420-1:2021, 5.6.2, applies.

5.6.3 Control means (if applicable)

Manual control means installed on a RPD shall be clearly identifiable and, if more than one, distinguishable from one another by the wearer during use.

If there is a control means for setting different PC classes it shall not be possible to change the PC class during use without indication to the wearer.

Adjustable control means shall be tested in accordance with [6.3](#).

Testing shall be performed in accordance with ISO 16900-7.

5.7 Protection class determination

5.7.1 General

ISO 17420-1:2021, 5.7.1, applies.

5.7.2 Total inward leakage (TIL)

ISO 17420-1:2021, 5.7.2, applies.

The following applies in addition to ISO 17420-1:2021, 5.7.

5.7.3 Total inward leakage requirement for RPD not using a standardized connector

RPD, except those with RIs class aT, shall be tested for total inward leakage in accordance with ISO 17420-1:2021, 5.7.2.

NOTE 1 For RI using standardized connector see [6.11.3.3](#).

NOTE 2 For RI class a see ISO 17420-1:2021, 5.7.2.

5.8 Validation by practical performance

5.8.1 General

ISO 17420-1:2021, 5.8.1, and the following applies:

Two RPD sequentially pre-conditioned in accordance with 6.9.2 shall undergo practical performance tests.

Prior to the practical performance testing the RPD performance shall have passed the tests according to at least the following clauses:

- 6.3 [work of breathing, breathing resistance (peak pressure) and elastance];
- 6.4 (CO₂ concentration);
- ISO 17420-1:2021, 5.9.1 (RI);
- 6.5 (noise limit for assisted RPD),
- 6.7 (connections);
- 5.6 [warning and checking device(s)].

5.8.2 Donning/doffing

ISO 17420-1:2021, 5.8.2 applies.

5.8.3 Communication performance - hearing and speech

ISO 17420-1:2021, 5.8.3 applies.

5.8.4 Eye irritation caused by the RPD

ISO 17420-1:2021, 5.8.4 applies.

5.8.5 Fogging of visor

ISO 17420-1:2021, 5.8.5 applies.

5.8.6 Ergonomic requirements

ISO 17420-1:2021, 5.8.6 applies.

5.9 Requirements for elements/components

ISO 17420-1:2021, 5.9 applies.

6 Requirements for filtering RPD

6.1 Determination of air flow rate of assisted RPD

For assisted RPD the air flow rate shall be determined at conditions which result in the minimum flow rate and the maximum flow rate of the RPD.

Depending on the design of the RPD these air flow rates can be influenced by

- possible flow settings of the RPD,
- service life,

- the charging status of the battery,
- different filter types,
- alarm settings,
- the temperature of the RPD, including the temperature range for use,
- use of accessories,
- hose length, and
- other factors, if applicable.
- Testing shall be performed in accordance with ISO 16900-8.

6.2 Determination of the effect of temperature on flow rates for assisted RPD

To determine the influence of temperature the RPD shall be tested for flow after each of the following:

- a) equilibrated for a minimum of 4 h at $\begin{pmatrix} 35 & 0 \\ & -2 \end{pmatrix}$ °C and at a relative humidity of (50 ± 20) %
- b) and equilibrated for a minimum of 4 h at $\begin{pmatrix} -5 & +2 \\ & 0 \end{pmatrix}$ °C.

Testing shall be started within 3 min after each equilibration at ambient laboratory conditions.

Taking into account the influencing parameters as listed in 6.1 the measured minimum and the measured maximum flow rate shall be determined in accordance with ISO 16900-8.

6.3 Work of breathing, breathing resistance (peak pressure) and elastance

6.3.1 Work of breathing, breathing resistance (peak pressure) and elastance for unassisted RPD

For filters with standardized connectors see 6.11.2.1.

For RI with standardized connectors see 6.11.3.2.

The RPD shall be tested with one of each size of the RI.

The RPD headform number(s) allocated to the RI used for the tests is/are specified by the manufacturer.

Integrated RPD or components in ready for assembly state shall be exposed to the sequential preconditioning in accordance with 6.9.2.

In addition to the sequential pre-conditioning in accordance with 6.9.2 one integrated RPD in its ready to worn state containing electronics or component(s) in its ready for assembly state containing electronics shall be exposed to the non-sequential preconditioning in accordance with 6.9.3.2. RPD shall meet the requirements set forth in Table 3 for work of breathing/breathing resistance, when tested in accordance with the settings for the breathing machine for each work rate as given in Table 2.

The temperature of operation of unassisted RPD is covered by the pre-conditioning according to 6.9.2.2 because for those types of RPD testing at the extremes gives no further information.

The work of breathing, breathing resistance (peak pressure), and elastance shall be calculated from the average pressure volume loop based on 10 consecutive breathing cycles and shall not exceed the limits given in Table 3.

The settings for the breathing machine for each work rate are given in Table 2.