
**Resilient floor coverings —
Heterogeneous poly(vinyl chloride)
flooring on foam — Specification**

*Revêtements de sol résilients — Revêtements de sol hétérogènes sur
mousse à base de poly(chlorure de vinyle) — Spécification*

iTeh STANDARD PREVIEW
(standards.iteh.ai)

[ISO 11638:2020](https://standards.iteh.ai/catalog/standards/sist/91ee1266-e118-4dc7-9867-9075ed5c1a16/iso-11638-2020)

[https://standards.iteh.ai/catalog/standards/sist/91ee1266-e118-4dc7-9867-
9075ed5c1a16/iso-11638-2020](https://standards.iteh.ai/catalog/standards/sist/91ee1266-e118-4dc7-9867-9075ed5c1a16/iso-11638-2020)



iTeh STANDARD PREVIEW
(standards.iteh.ai)

ISO 11638:2020

<https://standards.iteh.ai/catalog/standards/sist/91ee1266-e118-4dc7-9867-9075ed5c1a16/iso-11638-2020>



COPYRIGHT PROTECTED DOCUMENT

© ISO 2020

All rights reserved. Unless otherwise specified, or required in the context of its implementation, no part of this publication may be reproduced or utilized otherwise in any form or by any means, electronic or mechanical, including photocopying, or posting on the internet or an intranet, without prior written permission. Permission can be requested from either ISO at the address below or ISO's member body in the country of the requester.

ISO copyright office
CP 401 • Ch. de Blandonnet 8
CH-1214 Vernier, Geneva
Phone: +41 22 749 01 11
Email: copyright@iso.org
Website: www.iso.org

Published in Switzerland

Contents

	Page
Foreword	iv
1 Scope	1
2 Normative references	1
3 Terms and definitions	2
4 Requirements	2
4.1 Identification requirements	2
4.2 General requirements	3
4.3 Thickness of wear-layer requirements	4
5 Classification requirements	4
6 Marking	8
Annex A (informative) Optional properties	9
Bibliography	10

iTeh STANDARD PREVIEW (standards.iteh.ai)

[ISO 11638:2020](https://standards.iteh.ai/catalog/standards/sist/91ee1266-e118-4dc7-9867-9075ed5c1a16/iso-11638-2020)

<https://standards.iteh.ai/catalog/standards/sist/91ee1266-e118-4dc7-9867-9075ed5c1a16/iso-11638-2020>

Foreword

ISO (the International Organization for Standardization) is a worldwide federation of national standards bodies (ISO member bodies). The work of preparing International Standards is normally carried out through ISO technical committees. Each member body interested in a subject for which a technical committee has been established has the right to be represented on that committee. International organizations, governmental and non-governmental, in liaison with ISO, also take part in the work. ISO collaborates closely with the International Electrotechnical Commission (IEC) on all matters of electrotechnical standardization.

The procedures used to develop this document and those intended for its further maintenance are described in the ISO/IEC Directives, Part 1. In particular, the different approval criteria needed for the different types of ISO documents should be noted. This document was drafted in accordance with the editorial rules of the ISO/IEC Directives, Part 2 (see www.iso.org/directives).

Attention is drawn to the possibility that some of the elements of this document may be the subject of patent rights. ISO shall not be held responsible for identifying any or all such patent rights. Details of any patent rights identified during the development of the document will be in the Introduction and/or on the ISO list of patent declarations received (see www.iso.org/patents).

Any trade name used in this document is information given for the convenience of users and does not constitute an endorsement.

For an explanation of the voluntary nature of standards, the meaning of ISO specific terms and expressions related to conformity assessment, as well as information about ISO's adherence to the World Trade Organization (WTO) principles in the Technical Barriers to Trade (TBT), see www.iso.org/iso/foreword.html.

This document was prepared by Technical Committee ISO/TC 219, *Floor coverings*.

This second edition cancels and replaces the first edition (ISO 11638:2012), which has been technically revised.

The main changes compared to the previous edition are as follows:

- References to ISO 16906 and ISO 24342 have been added to [Clause 2](#);
- in [Table 2](#), a column for units has been added and requirements linked to permitted deviation for tile/plank length and diameter of mandrel for flexibility have been amended;
- in [Table 3](#), new requirements for seam strength have been added.

This corrected version of ISO 11638:2020 incorporates the following corrections:

- in [Table 3](#), in the column "Indentation measured after 15 s of load application (walking comfort)", the symbol \leq has been changed to \geq .

Any feedback or questions on this document should be directed to the user's national standards body. A complete listing of these bodies can be found at www.iso.org/members.html.

Resilient floor coverings — Heterogeneous poly(vinyl chloride) flooring on foam — Specification

1 Scope

This document specifies the characteristics of heterogeneous poly(vinyl chloride) flooring on foam, based on poly(vinyl chloride), and supplied in roll form or tile and plank. Such products can contain a transparent, non PVC factory finish.

To encourage the consumer to make an informed choice, this document includes a classification system, based on intensity of use, which shows where these floor coverings can be expected to give satisfactory service.

It also specifies requirements for marking.

2 Normative references

The following documents are referred to in the text in such a way that some or all of their content constitutes requirements of this document. For dated references, only the edition cited applies. For undated references, the latest edition of the referenced document (including any amendments) applies.

ISO 105-B02, *Textiles — Tests for colour fastness — Part B02: Colour fastness to artificial light: Xenon arc fading lamp test*

ISO 4918, *Resilient, textile and laminate floor coverings — Castor chair test*

ISO 10874, *Resilient, textile and laminate floor coverings — Classification*

ISO 16581, *Resilient and laminate floor coverings — Determination of the effect of simulated movement of a furniture leg*

ISO 16906, *Resilient floor coverings — Determination of seam strength*

ISO 23997, *Resilient floor coverings — Determination of mass per unit area*

ISO 23999, *Resilient floor coverings — Determination of dimensional stability and curling after exposure to heat*

ISO 24340, *Resilient floor coverings — Determination of thickness of layers*

ISO 24341, *Resilient and textile floor coverings — Determination of length, width and straightness of sheet*

ISO 24343-1, *Resilient and laminate floor coverings — Determination of indentation and residual indentation — Part 1: Residual indentation*

ISO 24342, *Resilient and textile floor-coverings — Determination of side length, edge straightness and squareness of tiles*

ISO 24344:2008, *Resilient floor coverings — Determination of flexibility and deflection*

ISO 24345, *Resilient floor coverings — Determination of peel resistance*

ISO 24346, *Resilient floor coverings — Determination of overall thickness*

ASTM F1515, *Standard Test Method for Measuring Light Stability of Resilient Flooring by Color Change*

3 Terms and definitions

For the purposes of this document, the following terms and definitions apply.

ISO and IEC maintain terminological databases for use in standardization at the following addresses:

- ISO Online browsing platform: available at <https://www.iso.org/obp>
- IEC Electropedia: available at <http://www.electropedia.org/>

3.1 heterogeneous flooring on foam

floor covering consisting of a wear layer and other solid layers on a foam backing

3.2 poly(vinyl chloride) flooring on foam

floor covering with surface layers which are produced using poly(vinyl chloride) as the binder

3.3 wear layer

layer of the floor covering directly exposed to wear

3.4 factory finish

transparent coating applied during the manufacture, usually not thicker than 0,03 mm

3.5 binder content

portion of the flooring composition consisting of poly(vinyl chloride) (PVC) resin, plasticizers and stabilizers

Note 1 to entry: It is expressed as a percentage mass fraction of the total composition.

ISO 11638:2020
<https://standards.iteh.ai/catalog/standards/sist/91ee1266-e118-4dc7-9867-9075ed5c1a16/iso-11638-2020>

3.6 seam strength

maximum tensile force recorded, for a defined width, when a floor covering is tested under a constant rate of separation

3.7 plank

tile with a width less than 250 mm and a width to length ratio of more than 1/3

4 Requirements

4.1 Identification requirements

Products described in this document are identified by wear-layer binder content and shall be in accordance with [Table 1](#). The binder content is determined by statement of formula (Manufacturer certificate of compliance).

Table 1 — Identification requirements

Type	Wear-layer binder content %
I	≥ 80
II	≥ 30

4.2 General requirements

Floor coverings shall conform to the appropriate general requirements specified in [Table 2](#) when tested in accordance with the methods given therein.

Optional properties are listed in [Annex A](#).

Table 2 — General requirements

Characteristic	Unit	Requirement	Test method
Roll form:			
Length:	m	Not less than nominal values	ISO 24341
Width:	mm		
Tiles/planks: side length	mm	Deviation $\leq 0,15$ % of nominal length up to 0,5 mm maximum	ISO 24342
Squareness and straightness for side length: side length:	mm	Deviation allowed at any point	
≤ 400 mm		$\leq 0,25$ mm	
> 400 mm		$\leq 0,35$ mm	
> 400 mm (intended for welding)		$\leq 0,50$ mm	
Overall thickness: Average	mm	Declare Nominal value $+0,18$ mm/ $-0,15$ mm	ISO 24346
Individual results		Average value $\pm 0,20$ mm	
Thickness of wear layer:	mm	Declare Nominal value ± 13 %/ -10 %	ISO 24340
Thickness of foam layer:	mm	Thickness shall be determined	ISO 24340
Total mass per unit area (average):	g/m ²	Nominal value $+13$ %/ -10 %	ISO 23997
Dimensional stability after exposure to heat: (not applicable to tension flex products)			
Sheets intended for welding	%	$\leq 0,4$ % ^a	ISO 23999
Tiles (intended for dry-joint laying)		$\leq 0,25$ %	
Curling after exposure to heat:			
Sheets intended for welding	mm	≤ 10 mm	ISO 23999
Tiles (intended for dry-joint laying)		≤ 2 mm	
Flexibility of sheets			
Type 1: 20 mm diameter mandrel	—	No cracking	ISO 24344:2008, Method A
Type 2: 50 mm diameter mandrel			
Peel resistance strength:	N/mm		ISO 24345
Average		≥ 50 N/50 mm	
Individual results		≥ 40 N/50 mm	

^a The limit $< 0,4$ % ensures a satisfactory service for usual cases of use. Nevertheless, a less stringent requirement, ≤ 1 % can be accepted for specific applications. Consequently, only for sheet flooring intended for welding a maximum of 1 % is permitted in case of the manufacturer takes the responsibility to deviate from the requirement $\leq 0,4$ % and mentions clearly in its technical data sheet that there is a deviation with the sentence “ ≤ 1 % instead of $\leq 0,4$ % as firstly required by ISO 11638 for use in the following application: ...”

^b Test until blue wool scale No. 6 according to ISO 105-B02. Compare this sample with a reference sample which was stored in the dark.

Table 2 (continued)

Characteristic	Unit	Requirement	Test method
Colour fastness to artificial light	—	≥ 6 or $\Delta E \leq 8$ after 300 h	ISO 105-B02, Method 3 ^b or ASTM F1515
^a The limit < 0,4 % ensures a satisfactory service for usual cases of use. Nevertheless, a less stringent requirement, ≤ 1 % can be accepted for specific applications. Consequently, only for sheet flooring intended for welding a maximum of 1 % is permitted in case of the manufacturer takes the responsibility to deviate from the requirement $\leq 0,4$ % and mentions clearly in its technical data sheet that there is a deviation with the sentence “ ≤ 1 % instead of $\leq 0,4$ % as firstly required by ISO 11638 for use in the following application: ...”			
^b Test until blue wool scale No. 6 according to ISO 105-B02. Compare this sample with a reference sample which was stored in the dark.			

4.3 Thickness of wear-layer requirements

Thicknesses of wear layers shall be in accordance with [Table 3](#).

5 Classification requirements

The classification scheme for resilient floor coverings is given in ISO 10874. The requirements for heterogeneous poly(vinyl chloride) flooring on foam according to this scheme are specified in [Table 3](#).

iTeh STANDARD PREVIEW
(standards.iteh.ai)

[ISO 11638:2020](https://standards.iteh.ai/catalog/standards/sist/91ee1266-e118-4dc7-9867-9075ed5c1a16/iso-11638-2020)
<https://standards.iteh.ai/catalog/standards/sist/91ee1266-e118-4dc7-9867-9075ed5c1a16/iso-11638-2020>

Table 3 — Classification minimal requirement for level of use








Class	Symbol	Level of use	Thickness of wear-layer nominal value mm		Effect of castor chair	Simulated movement of a furniture leg		Residual indentation after static loading	Indentation measured after 15 s of load application (walking comfort)	Seam strength when welded in accordance with manufacturer's instructions
			Type I	Type II		Surface	Joint			
Test method										
Domestic										
21		Moderate/ Light	0,15	0,30	No requirement	No requirement	No requirement	≤ 0,35	≥ 0,40	No requirement
22		General/ Medium	0,20	0,40	No requirement	No requirement	No requirement	≤ 0,35	≥ 0,40	No requirement
23		Heavy	0,25	0,50	No requirement	No requirement	No requirement	≤ 0,35	≥ 0,40	No requirement

Table 3 (continued)

Class	Symbol	Level of use	Thickness of wear-layer nominal value mm		Effect of castor chair	Simulated movement of a furniture leg		Residual indentation after static loading	Indentation measured after 15 s of load application (walking comfort)	Seam strength when welded in accordance with manufacturer's instructions
			Type I	Type II		Surface	Joint			
Commercial										
31		Moderate	0,25	0,50	No requirement	No damage shall be visible with foot 3	No requirement	≤ 0,35	No requirement	No requirement
32		General	0,35	0,70	No delamination and no disturbance to the surface other than slight change in appearance caused by 25 000 cycles	No damage shall be visible with foot 2	When welded in accordance with manufacturer's instructions: no damage shall be visible with foot 0	≤ 0,20	No requirement	Average value ≥ 240 Individual values ≥ 180
33		Heavy	0,50	1,00				≤ 0,20	No requirement	Average value ≥ 240 Individual values ≥ 180
34		Very heavy	0,65	1,50				≤ 0,20	No requirement	Average value ≥ 240 Individual values ≥ 180