



**SLOVENSKI STANDARD**  
**oSIST prEN ISO 19085-15:2023**  
**01-februar-2023**

---

**Lesnoobdelovalni stroji - Varnost - 15. del: Stiskalnice (ISO/DIS 19085-15:2022)**

Woodworking machines - Safety - Part 15: Presses (ISO/DIS 19085-15:2022)

Holzbearbeitungsmaschinen - Sicherheit - Teil 15: Pressen (ISO/DIS 19085 15:2022)

Machines à bois Sécurité Partie 15: Presses (ISO/DIS 19085-15:2022)

**Ta slovenski standard je istoveten z: prEN ISO 19085-15**

<https://standards.iteh.ai/catalog/standards/sist/b879dfd1-a085-4e69-9e3f-95e3c61c3891/osist-pren-iso-19085-15-2023>

**ICS:**

13.110	Varnost strojev	Safety of machinery
25.120.10	Kovaški stroji. Stiskalnice. Škarje	Forging equipment. Presses. Shears
79.120.10	Lesnoobdelovalni stroji	Woodworking machines

**oSIST prEN ISO 19085-15:2023**

**en,fr,de**



# DRAFT INTERNATIONAL STANDARD

## ISO/DIS 19085-15

ISO/TC 39/SC 4

Secretariat: UNI

Voting begins on:  
2022-11-23

Voting terminates on:  
2023-02-15

---

---

## Woodworking machines — Safety —

### Part 15: Presses

*Machines à bois — Sécurité —*

*Partie 15: Presses*

ICS: 13.110; 79.120.10

Free STANDARD PREVIEW  
(standards.iteh.ai)

[oSIST prEN ISO 19085-15:2023](https://standards.iteh.ai/catalog/standards/sist/b879dfd1-a085-4e69-9e3f-95e3c61c3891/osist-pren-iso-19085-15-2023)

<https://standards.iteh.ai/catalog/standards/sist/b879dfd1-a085-4e69-9e3f-95e3c61c3891/osist-pren-iso-19085-15-2023>

This document is circulated as received from the committee secretariat.

THIS DOCUMENT IS A DRAFT CIRCULATED FOR COMMENT AND APPROVAL. IT IS THEREFORE SUBJECT TO CHANGE AND MAY NOT BE REFERRED TO AS AN INTERNATIONAL STANDARD UNTIL PUBLISHED AS SUCH.

IN ADDITION TO THEIR EVALUATION AS BEING ACCEPTABLE FOR INDUSTRIAL, TECHNOLOGICAL, COMMERCIAL AND USER PURPOSES, DRAFT INTERNATIONAL STANDARDS MAY ON OCCASION HAVE TO BE CONSIDERED IN THE LIGHT OF THEIR POTENTIAL TO BECOME STANDARDS TO WHICH REFERENCE MAY BE MADE IN NATIONAL REGULATIONS.

RECIPIENTS OF THIS DRAFT ARE INVITED TO SUBMIT, WITH THEIR COMMENTS, NOTIFICATION OF ANY RELEVANT PATENT RIGHTS OF WHICH THEY ARE AWARE AND TO PROVIDE SUPPORTING DOCUMENTATION.

**ISO/CEN PARALLEL PROCESSING**



Reference number  
ISO/DIS 19085-15:2022(E)

© ISO 2022

# iTeh STANDARD PREVIEW (standards.iteh.ai)

[oSIST prEN ISO 19085-15:2023](https://standards.iteh.ai/catalog/standards/sist/b879dfd1-a085-4e69-9e3f-95e3c61c3891/osist-pren-iso-19085-15-2023)

<https://standards.iteh.ai/catalog/standards/sist/b879dfd1-a085-4e69-9e3f-95e3c61c3891/osist-pren-iso-19085-15-2023>



## **COPYRIGHT PROTECTED DOCUMENT**

© ISO 2022

All rights reserved. Unless otherwise specified, or required in the context of its implementation, no part of this publication may be reproduced or utilized otherwise in any form or by any means, electronic or mechanical, including photocopying, or posting on the internet or an intranet, without prior written permission. Permission can be requested from either ISO at the address below or ISO's member body in the country of the requester.

ISO copyright office  
CP 401 • Ch. de Blandonnet 8  
CH-1214 Vernier, Geneva  
Phone: +41 22 749 01 11  
Email: [copyright@iso.org](mailto:copyright@iso.org)  
Website: [www.iso.org](http://www.iso.org)

Published in Switzerland

# Contents

Page

<b>Foreword</b> .....	<b>v</b>
<b>Introduction</b> .....	<b>vi</b>
<b>1 Scope</b> .....	<b>1</b>
<b>2 Normative references</b> .....	<b>2</b>
<b>3 Terms and definitions</b> .....	<b>2</b>
<b>4 Safety requirements and measures for controls</b> .....	<b>12</b>
4.1 Safety and reliability of control systems.....	12
4.2 Control devices.....	12
4.3 Start.....	13
4.3.1 Direct start.....	13
4.3.2 Start via control power-on.....	13
4.4 Safe stops.....	13
4.4.1 General.....	13
4.4.2 Normal stop.....	13
4.4.3 Operational stop.....	14
4.4.4 Emergency stop.....	14
4.5 Braking function of tools.....	14
4.6 Mode selection.....	14
4.7 Tool speed changing.....	14
4.7.1 Speed changing by shifting the belts on the pulleys.....	14
4.7.2 Speed changing by incremental speed change motor.....	14
4.7.3 Infinitely variable speed by frequency inverter.....	14
4.8 Failure of any power supply.....	14
4.9 Manual reset control.....	15
4.10 Standstill detection and monitoring.....	15
4.11 Machine moving parts speed monitoring.....	15
4.12 Time delay.....	15
4.13 Teleservice.....	15
<b>5 Safety requirements and measures for protection against mechanical hazards</b> .....	<b>15</b>
5.1 Stability.....	15
5.2 Risk of break-up during operation.....	16
5.3 Tool holder and tool design.....	16
5.3.1 General.....	16
5.3.2 Spindle locking.....	16
5.3.3 Circular saw blade fixing devices.....	16
5.3.4 Flange dimensions for circular saw blades.....	16
5.4 Braking.....	16
5.4.1 Braking of tool spindles.....	16
5.4.2 Maximum run-down time.....	16
5.4.3 Brake release.....	16
5.5 Safeguards.....	17
5.5.1 Fixed guards.....	17
5.5.2 Interlocking moveable guards.....	17
5.5.3 Hold-to-run control.....	17
5.5.4 Two hand control.....	17
5.5.5 Electro-sensitive protective equipment (ESPE).....	17
5.5.6 Pressure sensitive protective equipment (PSPE).....	17
5.5.7 Enabling control.....	17
5.6 Prevention of access to hazardous moving parts.....	17
5.6.1 Guarding of racks.....	17
5.6.2 Safeguarding machines with manual loading and unloading.....	18
5.6.3 Safeguarding machines with high-frequency system.....	19

## ISO/DIS 19085-15:2022(E)

5.6.4	Safeguarding machines with automatic workpiece loading/unloading systems type 1, type 2 and type 3	20
5.6.5	Safeguarding machines with automatic workpiece loading/unloading system type 4	20
5.6.6	Safeguarding machines with automatic workpiece loading/unloading system type 5	21
5.6.7	Safeguarding machines with automatic workpiece loading/unloading system type 6	21
5.7	Impact hazard	22
5.8	Clamping devices	23
5.9	Measures against ejection	23
5.9.1	General	23
5.9.2	Guards materials and characteristics	23
5.10	Workpiece support and guides	23
<b>6</b>	<b>Safety requirements and measures for protection against other hazards</b>	<b>23</b>
6.1	Fire	23
6.2	Noise	24
6.2.1	Noise reduction at the design stage	24
6.2.2	Noise emission measurement and declaration	24
6.3	Emission of chips and dust	24
6.4	Electricity	24
6.5	Ergonomics and handling	25
6.6	Lighting	25
6.7	Pneumatics	26
6.8	Hydraulics	26
6.9	Electromagnetic compatibility	26
6.10	Laser	26
6.11	Static electricity	26
6.12	Errors of fitting	26
6.13	Isolation	26
6.14	Maintenance	26
6.15	Relevant but not significant hazards	26
6.16	Extreme temperatures	26
<b>7</b>	<b>Information for use</b>	<b>26</b>
7.1	Warning devices	26
7.2	Marking	27
7.2.1	General	27
7.2.2	Additional markings	27
7.3	Instruction handbook	27
7.3.1	General	27
7.3.2	Additional information	27
	<b>Annex A (informative) List of significant hazards</b>	<b>29</b>
	<b>Annex B (informative) Performance level required</b>	<b>31</b>
	<b>Annex C (normative) Stability test</b>	<b>32</b>
	<b>Annex D (normative) Test for braking function</b>	<b>33</b>
	<b>Annex E (normative) Impact test for guards</b>	<b>34</b>
	<b>Annex F (normative) Noise test code</b>	<b>35</b>
	<b>Annex ZA (informative) Relationship between this European Standard and the essential requirements of Directive 2006/42/EC aimed to be covered</b>	<b>39</b>

## Foreword

ISO (the International Organization for Standardization) is a worldwide federation of national standards bodies (ISO member bodies). The work of preparing International Standards is normally carried out through ISO technical committees. Each member body interested in a subject for which a technical committee has been established has the right to be represented on that committee. International organizations, governmental and non-governmental, in liaison with ISO, also take part in the work. ISO collaborates closely with the International Electrotechnical Commission (IEC) on all matters of electrotechnical standardization.

The procedures used to develop this document and those intended for its further maintenance are described in the ISO/IEC Directives, Part 1. In particular, the different approval criteria needed for the different types of ISO documents should be noted. This document was drafted in accordance with the editorial rules of the ISO/IEC Directives, Part 2 (see [www.iso.org/directives](http://www.iso.org/directives)).

Attention is drawn to the possibility that some of the elements of this document may be the subject of patent rights. ISO shall not be held responsible for identifying any or all such patent rights. Details of any patent rights identified during the development of the document will be in the Introduction and/or on the ISO list of patent declarations received (see [www.iso.org/patents](http://www.iso.org/patents)).

Any trade name used in this document is information given for the convenience of users and does not constitute an endorsement.

For an explanation of the voluntary nature of standards, the meaning of ISO specific terms and expressions related to conformity assessment, as well as information about ISO's adherence to the World Trade Organization (WTO) principles in the Technical Barriers to Trade (TBT) see [www.iso.org/iso/foreword.html](http://www.iso.org/iso/foreword.html).

This document was prepared by Technical Committee ISO/TC 39, *Machine tools*, Subcommittee SC 4, *Woodworking machines*, in collaboration with the European Committee for Standardization (CEN) Technical Committee CEN/TC 142, *Woodworking machines - Safety*, in accordance with the Agreement on technical cooperation between ISO and CEN (Vienna Agreement).

This second edition cancels and replaces the first edition (ISO 19085-15:2021), which has been technically revised. The main changes compared to the previous edition are as follows:

- the Scope now specifies that machines are intended for continuous production use;
- the list of significant hazards has been moved to new [Annex A](#);
- the structure has been simplified and modified, in particular in [5.6](#);
- [Subclause 6.2](#) has been updated and the noise test code has been moved to [Annex F](#).

Any feedback or questions on this document should be directed to the user's national standards body. A complete listing of these bodies can be found at [www.iso.org/members.html](http://www.iso.org/members.html).

A list of all parts in the ISO 19085 series can be found on the ISO website.

## ISO/DIS 19085-15:2022(E)

### Introduction

The ISO 19085 series of International Standards provides technical safety requirements for the design and construction of woodworking machinery. It concerns designers, manufacturers, suppliers and importers of the machines specified in the Scope. It also includes a list of informative items to be provided the user by the manufacturer.

This document is a type-C standard as stated in ISO 12100.

This document is of relevance, in particular, for the following stakeholder groups representing the market players with regard to machinery safety:

- machine manufacturers (small, medium and large enterprises);
- health and safety bodies (regulators, accident prevention organisations, market surveillance etc.)

Others can be affected by the level of machinery safety achieved with the means of the document by the above-mentioned stakeholder groups:

- machine users/employers (small, medium and large enterprises);
- machine users/employees (e.g. trade unions, organizations for people with special needs);
- service providers, e. g. for maintenance (small, medium and large enterprises);
- consumers (in case of machinery intended for use by consumers).

The above-mentioned stakeholder groups have been given the possibility to participate at the drafting process of this document.

The machinery concerned and the extent to which hazards, hazardous situations or hazardous events are covered are indicated in the Scope of this document.

When requirements of this type-C standard are different from those which are stated in type-A or type-B standards, the requirements of this type-C standard take precedence over the requirements of the other standards for machines that have been designed and built according to the requirements of this type-C standard.

The full set of requirements for a particular type of woodworking machine are those given in the part of ISO 19085 applicable to that type, together with the relevant requirements from ISO 19085-1, to the extent specified in the Scope of the applicable part of ISO 19085.

As far as possible, the safety requirements of parts of the ISO 19085 series refer to the relevant subclauses of ISO 19085-1. Each part contains replacements and additions to the common requirements given in ISO 19085-1.

[Clauses 1 to 3](#) are specific to each part and, therefore, replace ISO/FDIS 19085-1:2021, Clauses 1 to 3.

For [Clauses 4 to 7](#) and the annexes, ISO/FDIS 19085-1:2020, Clauses 4 to 7 and Annexes, each subclause can be:

- confirmed as a whole;
- confirmed with additions;
- excluded in total; or
- replaced with specific text.

This is indicated by one of the following possible statements:

- “ISO 19085-1:2021, [subclause/Annex], applies”;



- “ISO 19085-1:2021, [subclause/Annex], applies with the following additions.” or “ISO 19085-1:2021, [subclause/Annex], applies with the following additions, subdivided into further specific subclauses.”;
- “ISO 19085-1:2021, [subclause/Annex], does not apply.”;
- “ISO 19085-1:2021, [subclause/Annex], is replaced by the following text.” or “ISO 19085-1:2021, [subclause/Annex], is replaced by the following text, subdivided into further specific subclauses.”.

Other subclauses and annexes specific to this document are indicated by the introductory sentence: “Subclause/Annex specific to this document.”.

## iTeh STANDARD PREVIEW (standards.iteh.ai)

[oSIST prEN ISO 19085-15:2023](https://standards.iteh.ai/catalog/standards/sist/b879dfd1-a085-4e69-9e3f-95e3c61c3891/osist-pren-iso-19085-15-2023)

<https://standards.iteh.ai/catalog/standards/sist/b879dfd1-a085-4e69-9e3f-95e3c61c3891/osist-pren-iso-19085-15-2023>



# Woodworking machines — Safety —

## Part 15: Presses

### 1 Scope

This document gives the safety requirements and measures for stationary:

- cold presses;
- hot presses;
- bending presses;
- edge/face gluing presses;
- membrane presses;
- embossing presses;

where the pressing force is applied by hydraulic actuators pushing two flat or shaped surfaces against each other, capable of continuous production use, hereinafter referred to as "machines".

It deals with all significant hazards, hazardous situations and events as listed in [Annex A](#), relevant to machines, when operated, adjusted and maintained as intended and under the conditions foreseen by the manufacturer, including reasonably foreseeable misuse. Also, transport, assembly, dismantling, disabling and scrapping phases are taken into account.

It is also applicable to machines fitted with one or more of the following devices/additional working units, whose hazards have been dealt with:

- a) device for hot gluing;
- b) device for high-frequency gluing;
- c) device for high-frequency shaping;
- d) automatic workpiece loading and unloading system;
- e) intermediate additional platens;
- f) workpiece extractor;
- g) workpiece clamping pressure beam;
- h) split moveable platens.

The machines are designed to process workpieces consisting of:

- 1) solid wood;
- 2) materials with similar characteristics to wood (see ISO 19085 1:2021, 3.2);
- 3) honeycomb board.

## ISO/DIS 19085-15:2022(E)

This document does not deal with any hazards related to:

- specific devices that differ from the list above;
- hot fluid heating systems internal to the machine other than electrical;
- any hot fluid heating systems external to the machine;
- operation of taking intermediate platens out and in again;
- the combination of a single machine being used with any other machine (as part of a line).

It is not applicable to:

- frame presses;
- membrane presses where the pressing force is applied by vacuum only;
- presses for producing chipboard, fibreboard, OSB;
- machines intended for use in potentially explosive atmosphere;
- machines manufactured before the date of its publication as an international standard.

## 2 Normative references

The following documents are referred to in the text in such a way that some or all of their content constitutes requirements of this document. For dated references, only the edition cited applies. For undated references, the latest edition of the referenced document (including any amendments) applies.

ISO 12100:2010, *Safety of machinery — General principles for design — Risk assessment and risk reduction*

ISO 13849-1:2015, *Safety of machinery — Safety-related parts of control systems — Part 1: General principles for design*

ISO 19085-1:2021, *Woodworking machines — Safety — Part 1: Common requirements*

IEC 60204-1:2016, *Safety of machinery — Electrical equipment of machines — Part 1: General requirements*

IEC 61310-1:2007, *Safety of machinery — Indication, marking and actuation — Part 1: Requirements for visual, acoustic and tactile signals*

IEC 61800-5-2:2016, *Adjustable speed electrical power drive systems — Part 5-2: Safety requirements — Functional*

ISO 7010:2019, *Graphical symbols — Safety colours and safety signs — Registered safety signs*

EN 12198-1:2000+A1:2008, *Safety of machinery — Assessment and reduction of risks arising from radiation emitted by machinery — Part 1: General principles*

## 3 Terms and definitions

For the purposes of this document, the terms and definitions given in ISO 12100:2010, ISO 13849-1:2015, ISO 19085-1:2021, and the following apply.

ISO and IEC maintain terminological databases for use in standardization at the following addresses:

- ISO Online browsing platform: available at <https://www.iso.org/obp>
- IEC Electropedia: available at <https://www.electropedia.org/>

### 3.1

#### **cold press**

machine used to laminate and/or join together flat panels, in which the pressing force is applied by hydraulic actuators pushing two cold flat platens against each other

Note 1 to entry: The moveable platen can be the top or the bottom one or both. Examples of different machine designs are illustrated in [Figures 1](#) and [2](#) (safeguarding devices are not fully illustrated).

Note 2 to entry: The following devices can be provided:

- automatic panel loading and unloading;
- split moveable platens (see [Figure 14](#)).

### 3.2

#### **hot press**

machine used to laminate and/or join together flat panels, in which the pressing force is applied by hydraulic actuators pushing two hot flat platens against each other

Note 1 to entry: The moveable platen can be the top or the bottom one or both. Examples of different machine designs are illustrated in [Figures 1](#) and [2](#) (safeguarding devices are not fully illustrated).

Note 2 to entry: The following devices can be provided:

- automatic panel loading and unloading;
- intermediate additional platens (see [Figure 3](#)).

Note 3 to entry: Platens heating systems can be by electrical resistance or hot fluid (e.g. diathermic oil, water). Fluid heating system can be internal to the machine or external.

### 3.3

#### **bending press**

machine with manual loading and/or unloading used to assembly and/or shape flat panels, in which the pressing force is applied by hydraulic actuators pushing two shaped surfaces against each other, and hot gluing process is by hot dies or high-frequency system

Note 1 to entry: An example of a bending press is illustrated in [Figure 4](#) (safeguarding devices are not fully illustrated).

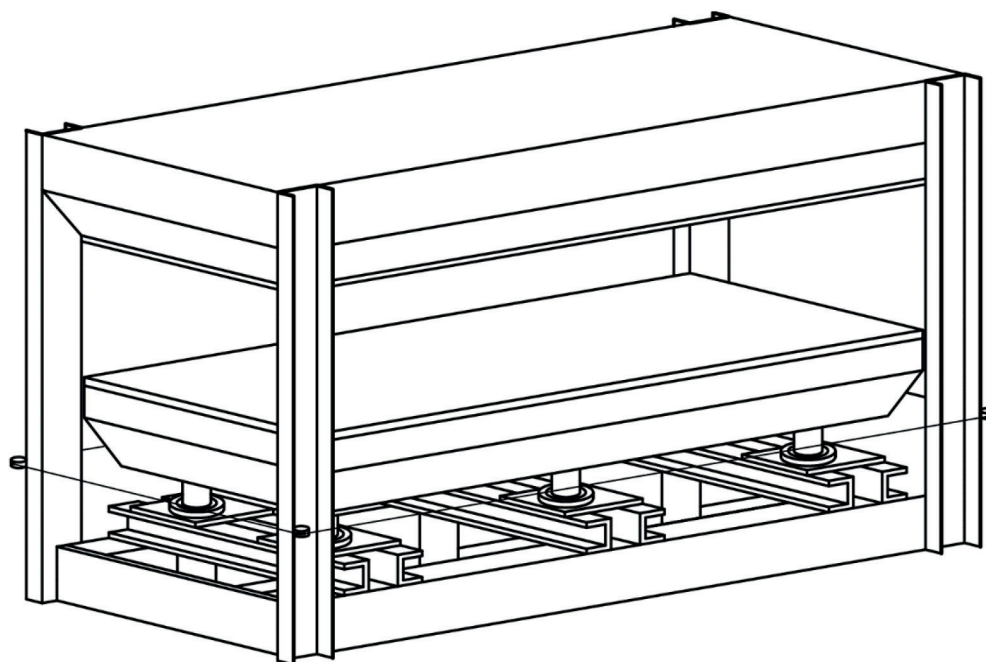


Figure 1 — Example of cold or hot press with bottom actuators

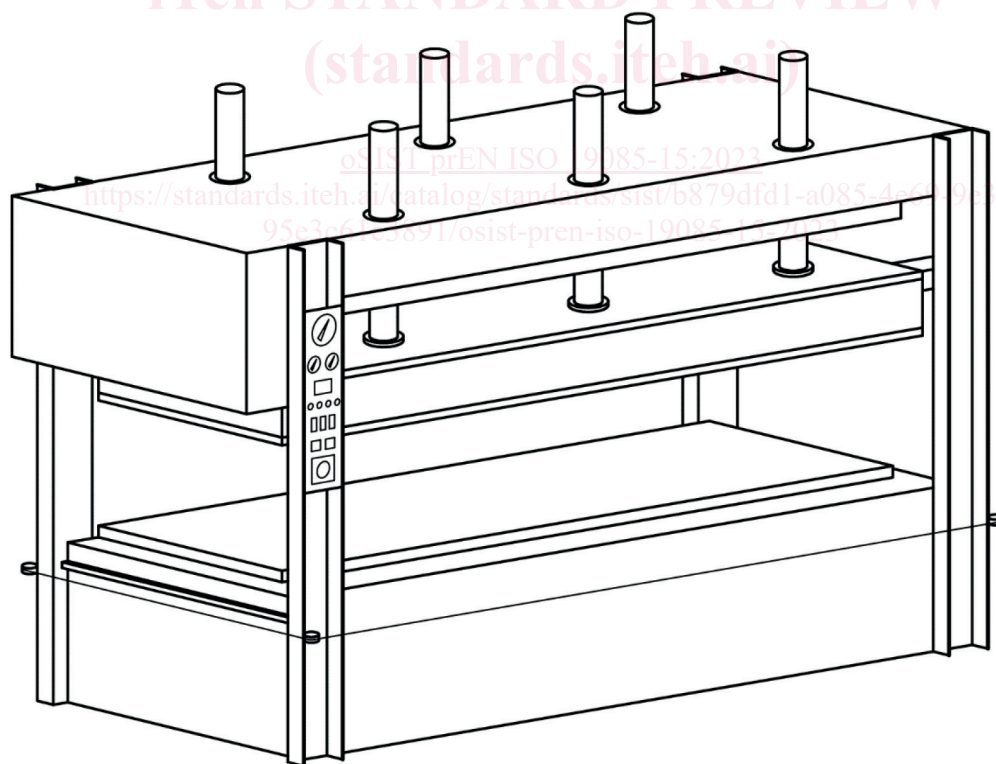


Figure 2 — Example of cold or hot press with top actuators

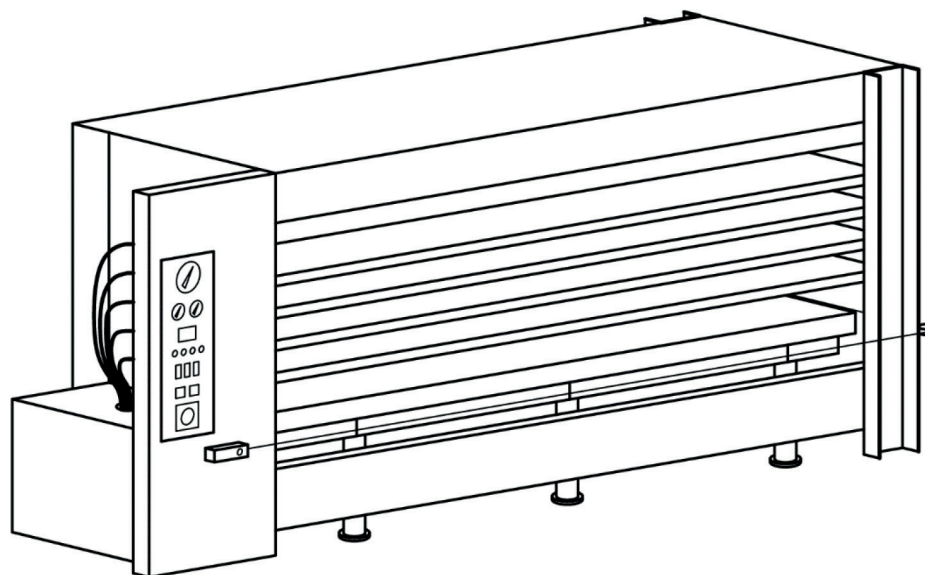


Figure 3 — Example of hot press with intermediate platens

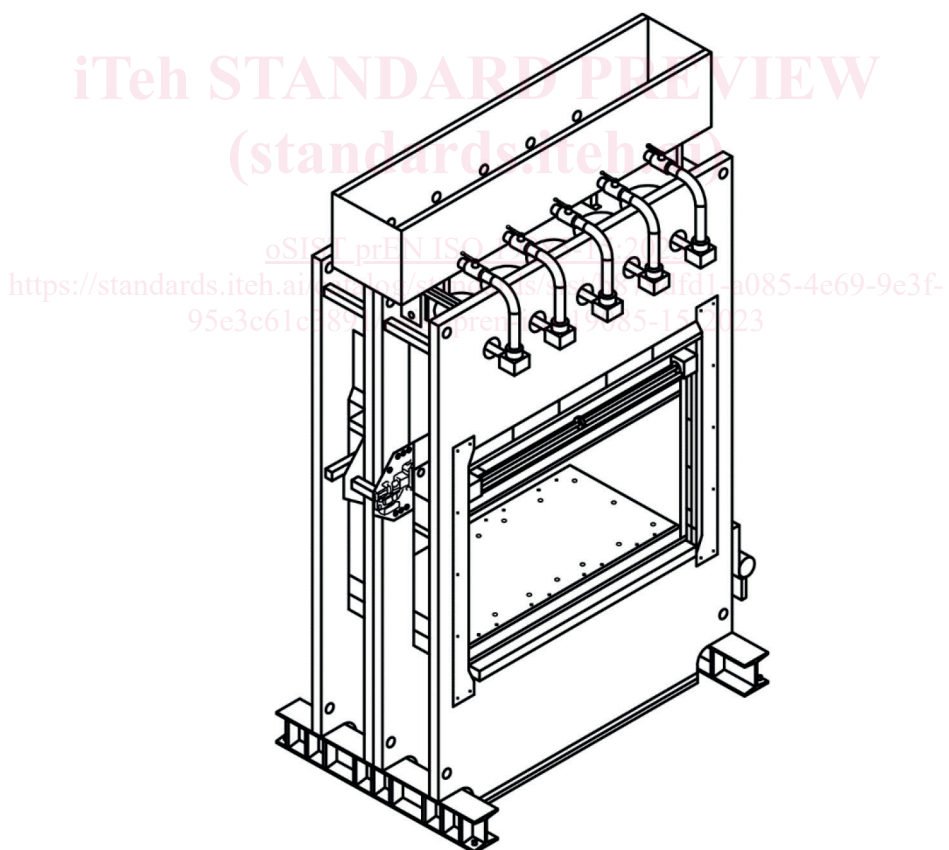


Figure 4 — Example of a bending press with top actuators