

---

**Grafični simboli - Varnostne barve in varnostni znaki - Registrirani varnostni znaki  
- Dopolnilo A6 (ISO 7010:2019/Amd 6:2022)**

Graphical symbols - Safety colours and safety signs - Registered safety signs -  
Amendment 6 (ISO 7010:2019/Amd 6:2022)

iTeh STANDARD PREVIEW  
(standards.iteh.ai)

Symboles graphiques - Couleurs de sécurité et signaux de sécurité - Signaux de sécurité  
enregistrés - Amendement 6 (ISO 7010:2019/Amd 6:2022)

<https://standards.iteh.ai/catalog/standards/sist/9d048dd2-2f2f-48b7-b0d2-2f2f-48b7-b0d2-sist-en-iso-7010-2020/oprA6:2022>

**Ta slovenski standard je istoveten z: EN ISO 7010:2020/prA6**

---

**ICS:**

01.080.10	Simboli za javno obveščanje. Znaki. Table. Označbe	Public information symbols. Signs. Plates. Labels
13.200	Preprečevanje nesreč in katastrof	Accident and disaster control

**SIST EN ISO 7010:2020/oprA6:2022**      **en**



# INTERNATIONAL STANDARD

**ISO  
7010**

Third edition  
2019-07

**AMENDMENT 6**  
**2022-08**

---

---

## **Graphical symbols — Safety colours and safety signs — Registered safety signs**

### **AMENDMENT 6**

*Symboles graphiques — Couleurs de sécurité et signaux de sécurité —  
Signaux de sécurité enregistrés*  
**AMENDEMENT 6**

iTeh STANDARD PREVIEW  
(standards.iteh.ai)

SIST EN ISO 7010:2020/oprA6:2022

<https://standards.iteh.ai/catalog/standards/sist/9d048dd2-2f2f-48b7-b0d2-85a9c2e6f387/sist-en-iso-7010-2020-opra6-2022>



Reference number  
ISO 7010:2019/Amd.6:2022(E)

© ISO 2022

# iTeh STANDARD PREVIEW (standards.iteh.ai)

SIST EN ISO 7010:2020/oprA6:2022

<https://standards.iteh.ai/catalog/standards/sist/9d048dd2-2f2f-48b7-b0d2-85a9c2e6f387/sist-en-iso-7010-2020-opra6-2022>



## **COPYRIGHT PROTECTED DOCUMENT**

© ISO 2022

All rights reserved. Unless otherwise specified, or required in the context of its implementation, no part of this publication may be reproduced or utilized otherwise in any form or by any means, electronic or mechanical, including photocopying, or posting on the internet or an intranet, without prior written permission. Permission can be requested from either ISO at the address below or ISO's member body in the country of the requester.

ISO copyright office  
CP 401 • Ch. de Blandonnet 8  
CH-1214 Vernier, Geneva  
Phone: +41 22 749 01 11  
Email: [copyright@iso.org](mailto:copyright@iso.org)  
Website: [www.iso.org](http://www.iso.org)

Published in Switzerland

## Foreword

ISO (the International Organization for Standardization) is a worldwide federation of national standards bodies (ISO member bodies). The work of preparing International Standards is normally carried out through ISO technical committees. Each member body interested in a subject for which a technical committee has been established has the right to be represented on that committee. International organizations, governmental and non-governmental, in liaison with ISO, also take part in the work. ISO collaborates closely with the International Electrotechnical Commission (IEC) on all matters of electrotechnical standardization.

The procedures used to develop this document and those intended for its further maintenance are described in the ISO/IEC Directives, Part 1. In particular, the different approval criteria needed for the different types of ISO documents should be noted. This document was drafted in accordance with the editorial rules of the ISO/IEC Directives, Part 2 (see [www.iso.org/directives](http://www.iso.org/directives)).

Attention is drawn to the possibility that some of the elements of this document may be the subject of patent rights. ISO shall not be held responsible for identifying any or all such patent rights. Details of any patent rights identified during the development of the document will be in the Introduction and/or on the ISO list of patent declarations received (see [www.iso.org/patents](http://www.iso.org/patents)).

Any trade name used in this document is information given for the convenience of users and does not constitute an endorsement.

For an explanation of the voluntary nature of standards, the meaning of ISO specific terms and expressions related to conformity assessment, as well as information about ISO's adherence to the World Trade Organization (WTO) principles in the Technical Barriers to Trade (TBT), see [www.iso.org/iso/foreword.html](http://www.iso.org/iso/foreword.html).

This document was prepared by Technical Committee ISO/TC 145, *Graphical symbols*, Subcommittee SC 2, *Safety identification, signs, shapes, symbols and colours*.

Any feedback or questions on this document should be directed to the user's national standards body. A complete listing of these bodies can be found at [www.iso.org/members.html](http://www.iso.org/members.html).



# Graphical symbols — Safety colours and safety signs — Registered safety signs

## AMENDMENT 6

**IMPORTANT** — The colours represented in the electronic file of this document can be neither viewed on screen nor printed as true representations. For the purposes of colour matching see ISO 3864-4, which provides colorimetric and photometric properties together with, as a guideline, references from colour order systems.

Add the following safety signs:


- E065: Natural disaster outdoor refuge area,
- E070: Evacuation lift for people unable to use stairs,
- M060: Hold the trolley handle,
- P073: Do not shut lid when burners are operating,
- P074: Child seat installation prohibited.

All safety signs are available on the ISO Online browsing platform at <https://www.iso.org/obp/ui>.

SIST EN ISO 7010:2020/oprA6:2022


<https://standards.iteh.ai/catalog/standards/sist/9d048dd2-2f2f-48b7-b0d2-85a9c2e6f387/sist-en-iso-7010-2020-opra6-2022>

## Safety sign E065: Natural disaster outdoor refuge area


	<b>Reference No.</b> ISO 7010-E065
	<b>Referent</b> Natural disaster outdoor refuge area
	<b>Function</b> To indicate the location of a natural disaster outdoor refuge area
	<b>Image content</b> Human figure stepping into or on an oval shape
<b>Hazard</b> Not being able to locate an appropriate outdoor refuge area provided for refuge in the event of a natural disaster	
<b>Human behaviour that is intended to be caused after understanding the safety sign's meaning</b> Being aware of the location of an area for outdoor refuge	
<b>Additional information</b> Test data obtained according to ISO 9186-1 are not available from more than one country. Findings from national testing, however, showed that in one country the safety sign did not reach the criteria of acceptability. Consequently, a supplementary text sign shall be used to increase comprehension except when the safety sign is supplemented by manuals, instructions or training.	



**Safety sign E070: Evacuation lift for people unable to use stairs**

	<b>Reference No.</b> ISO 7010-E070
	<b>Referent</b> Evacuation lift for people unable to use stairs
	<b>Function</b> To indicate the location of a lift usable for the evacuation of people unable to use stairs
	<b>Image content</b> Human figure in wheelchair (right-hand profile) inside a lift with arrows above and below
<b>Hazard</b> Not being able to locate a lift which is usable for the evacuation of people unable to use stairs	
<b>Human behaviour that is intended to be caused after understanding the safety sign's meaning</b> Being aware of the location of an evacuation lift which can be used by people unable to use stairs	
<b>Additional information</b> Test data obtained according to ISO 9186-1 are not available. Consequently, a supplementary text sign shall be used to increase comprehension except when the safety sign is supplemented by manuals, instructions or training.	

## Safety sign M060: Hold the trolley handle

	<b>Reference No.</b> ISO 7010-M060
	<b>Referent</b> Hold the trolley handle
	<b>Function</b> To signify that the handle of the trolley must be held firmly when using a moving walk or escalator
	<b>Image content</b> Human figure (right-hand profile) standing on a moving walk leading upwards and holding a trolley
<b>Hazard</b> Injury caused by a backward or forward moving or slipping trolley due to unforeseen sudden stopping of the moving walk or escalator	
<b>Human behaviour that is intended to be caused after understanding the safety sign's meaning</b> Holding the handle of the trolley firmly when using a moving walk or escalator	
<b>Additional information</b> Test data obtained according to ISO 9186-1 are not available. Consequently, a supplementary text sign shall be used to increase comprehension except when the safety sign is supplemented by manuals, instructions or training.	