

FINAL  
DRAFT

INTERNATIONAL  
STANDARD

ISO/FDIS  
11199-2

ISO/TC 173

Secretariat: SIS

Voting begins on:  
2021-03-16

Voting terminates on:  
2021-05-11

---

---

## Assistive products for walking manipulated by both arms — Requirements and test methods —

### Part 2: Rollators

**iTeh STANDARD PREVIEW**  
*Produits d'assistance à la marche manipulés avec les deux bras —  
Exigences et méthodes d'essai —  
Partie 2: Déambulateurs*  
(standards.iteh.ai)

[ISO/FDIS 11199-2](https://standards.iteh.ai/catalog/standards/sist/9b85acfb-e4e1-4b7a-9ff0-4f1cd8aef60c/iso-fdis-11199-2)

<https://standards.iteh.ai/catalog/standards/sist/9b85acfb-e4e1-4b7a-9ff0-4f1cd8aef60c/iso-fdis-11199-2>

RECIPIENTS OF THIS DRAFT ARE INVITED TO SUBMIT, WITH THEIR COMMENTS, NOTIFICATION OF ANY RELEVANT PATENT RIGHTS OF WHICH THEY ARE AWARE AND TO PROVIDE SUPPORTING DOCUMENTATION.

IN ADDITION TO THEIR EVALUATION AS BEING ACCEPTABLE FOR INDUSTRIAL, TECHNOLOGICAL, COMMERCIAL AND USER PURPOSES, DRAFT INTERNATIONAL STANDARDS MAY ON OCCASION HAVE TO BE CONSIDERED IN THE LIGHT OF THEIR POTENTIAL TO BECOME STANDARDS TO WHICH REFERENCE MAY BE MADE IN NATIONAL REGULATIONS.

**ISO/CEN PARALLEL PROCESSING**



Reference number  
ISO/FDIS 11199-2:2021(E)

© ISO 2021

**iTeh STANDARD PREVIEW**  
**(standards.iteh.ai)**

ISO/FDIS 11199-2  
<https://standards.iteh.ai/catalog/standards/sist/9b85acfb-e4e1-4b7a-9ff0-4f1cd8aef60c/iso-fdis-11199-2>



**COPYRIGHT PROTECTED DOCUMENT**

© ISO 2021

All rights reserved. Unless otherwise specified, or required in the context of its implementation, no part of this publication may be reproduced or utilized otherwise in any form or by any means, electronic or mechanical, including photocopying, or posting on the internet or an intranet, without prior written permission. Permission can be requested from either ISO at the address below or ISO's member body in the country of the requester.

ISO copyright office  
CP 401 • Ch. de Blandonnet 8  
CH-1214 Vernier, Geneva  
Phone: +41 22 749 01 11  
Email: [copyright@iso.org](mailto:copyright@iso.org)  
Website: [www.iso.org](http://www.iso.org)

Published in Switzerland

# Contents

	Page
Foreword.....	v
Introduction.....	vi
<b>1 Scope.....</b>	<b>1</b>
<b>2 Normative references.....</b>	<b>1</b>
<b>3 Terms and definitions.....</b>	<b>1</b>
<b>4 Apparatus.....</b>	<b>7</b>
<b>5 Test conditions.....</b>	<b>8</b>
<b>6 General requirements and test methods.....</b>	<b>8</b>
6.1 Risk analysis.....	8
6.2 Rollators that can be dismantled.....	9
6.3 Fasteners.....	9
6.4 User mass/load limit.....	9
6.5 Structure requirements.....	9
6.6 Brakes.....	9
6.6.1 General requirements.....	9
6.6.2 Brake effectiveness.....	10
6.6.3 Durability of brakes.....	10
6.7 Handgrip.....	11
<b>7 Materials.....</b>	<b>11</b>
7.1 General.....	11
7.2 Flammability.....	11
7.2.1 General.....	11
7.2.2 Upholstered parts.....	11
7.3 Biocompatibility and toxicity.....	11
7.4 Infection and microbiological contamination.....	12
7.4.1 General.....	12
7.4.2 Cleaning and disinfection.....	12
7.5 Resistance to corrosion.....	12
<b>8 Ingress of liquids.....</b>	<b>12</b>
<b>9 Temperatures of parts that come in contact with human skin.....</b>	<b>12</b>
<b>10 Safety of moving parts.....</b>	<b>13</b>
10.1 Squeezing.....	13
10.2 Mechanical wear.....	13
<b>11 Prevention of traps for parts of the human body.....</b>	<b>14</b>
11.1 Holes and clearances.....	14
11.2 V-shape openings.....	14
<b>12 Folding, adjusting and locking mechanisms.....</b>	<b>14</b>
12.1 General.....	14
12.2 Folding mechanisms.....	15
12.3 Locking mechanisms.....	15
<b>13 Carrying handles.....</b>	<b>15</b>
13.1 General.....	15
13.2 Requirements.....	15
13.3 Test method.....	15
<b>14 Surfaces, corners and edges.....</b>	<b>16</b>
<b>15 Static stability.....</b>	<b>16</b>
15.1 Requirements for static stability.....	16
15.2 Test method for static stability.....	17

15.2.1	Forward-direction static stability test.....	17
15.2.2	Rearward-direction static stability test.....	17
15.2.3	Sideway-direction static stability test.....	18
15.2.4	Accessory equipment static stability test.....	19
<b>16</b>	<b>Static strength.....</b>	<b>19</b>
16.1	Static strength of resting seat.....	19
16.1.1	General.....	19
16.1.2	Requirements for static strength of resting seat.....	19
16.1.3	Test method for static strength of resting seat.....	19
16.2	Static strength of the rollator.....	20
16.2.1	General.....	20
16.2.2	Requirements for static strength of the rollator.....	20
16.2.3	Test method for static strength of the rollator.....	20
16.3	Strength of backrest.....	21
16.3.1	General.....	21
16.3.2	Requirement for strength of backrest.....	21
16.3.3	Test method for strength of backrest.....	21
<b>17</b>	<b>Durability test.....</b>	<b>21</b>
17.1	Requirement for durability.....	22
17.2	Test method for durability.....	22
<b>18</b>	<b>Ergonomic principles.....</b>	<b>23</b>
<b>19</b>	<b>Packaging.....</b>	<b>23</b>
<b>20</b>	<b>Information supplied by the manufacturer.....</b>	<b>24</b>
20.1	General.....	24
20.2	Information marked on the product.....	24
20.3	Instruction manual.....	24
20.4	Test report.....	25
<b>Annex A</b> (informative)	<b>Consideration items for hazards when designing the products.....</b>	<b>27</b>
<b>Annex B</b> (informative)	<b>General recommendations.....</b>	<b>29</b>
<b>Bibliography</b> .....		<b>31</b>

iTech STANDARD PREVIEW  
 (standards.iteh.ai)  
 ISO/FDIS 11199-2  
<https://standards.iteh.ai/catalog/standards/sist/9b85acfb-e4e1-4b7a-9ff0-41fcd8ac160c/iso-fdis-11199-2>

## Foreword

ISO (the International Organization for Standardization) is a worldwide federation of national standards bodies (ISO member bodies). The work of preparing International Standards is normally carried out through ISO technical committees. Each member body interested in a subject for which a technical committee has been established has the right to be represented on that committee. International organizations, governmental and non-governmental, in liaison with ISO, also take part in the work. ISO collaborates closely with the International Electrotechnical Commission (IEC) on all matters of electrotechnical standardization.

The procedures used to develop this document and those intended for its further maintenance are described in the ISO/IEC Directives, Part 1. In particular, the different approval criteria needed for the different types of ISO documents should be noted. This document was drafted in accordance with the editorial rules of the ISO/IEC Directives, Part 2 (see [www.iso.org/directives](http://www.iso.org/directives)).

Attention is drawn to the possibility that some of the elements of this document may be the subject of patent rights. ISO shall not be held responsible for identifying any or all such patent rights. Details of any patent rights identified during the development of the document will be in the Introduction and/or on the ISO list of patent declarations received (see [www.iso.org/patents](http://www.iso.org/patents)).

Any trade name used in this document is information given for the convenience of users and does not constitute an endorsement.

For an explanation of the voluntary nature of standards, the meaning of ISO specific terms and expressions related to conformity assessment, as well as information about ISO's adherence to the World Trade Organization (WTO) principles in the Technical Barriers to Trade (TBT), see [www.iso.org/iso/foreword.html](http://www.iso.org/iso/foreword.html).

This document was prepared by Technical Committee ISO/TC 173, Assistive products, in collaboration with the European Committee for Standardization (CEN) Technical Committee CEN/TC 293, Assistive products and accessibility, in accordance with the Agreement on technical cooperation between ISO and CEN (Vienna Agreement).

This third edition cancels and replaces the second edition (ISO 11199-2:2005), which has been technically revised.

The main changes compared to the previous edition are as follows:

- [3.1](#) was changed to be in accordance with ISO 9999:2016;
- [Subclause 16.3](#) on strength of backrest was added;
- [Clause 6](#) on general requirements for assistive products was added.

A list of all parts in the ISO 11199 series can be found on the ISO website.

Any feedback or questions on this document should be directed to the user's national standards body. A complete listing of these bodies can be found at [www.iso.org/members.html](http://www.iso.org/members.html).

## Introduction

A rollator can be used when a person needs assistance when walking. The rollator can provide stability when walking and standing and reduce the risk of falling. Rollators are designed to support the user inside a frame to carry the user's weight. Rollators can be equipped with a resting seat, backrest and/or shopping bag. Rollators are not intended to be moved with the user on the seat like a wheelchair. The seat is provided as a resting seat with brakes engaged.

## iTeh STANDARD PREVIEW (standards.iteh.ai)

[ISO/FDIS 11199-2](https://standards.iteh.ai/catalog/standards/sist/9b85acfb-e4e1-4b7a-9ff0-4f1cd8aef60c/iso-fdis-11199-2)

<https://standards.iteh.ai/catalog/standards/sist/9b85acfb-e4e1-4b7a-9ff0-4f1cd8aef60c/iso-fdis-11199-2>

# Assistive products for walking manipulated by both arms — Requirements and test methods —

## Part 2: Rollators

### 1 Scope

This document specifies requirements and test methods of rollators being used as assistive products for walking with wheels, manipulated by both arms, without accessories, unless specified in the particular test procedure. This document also gives requirements relating to safety, ergonomics, performance and information supplied by the manufacturer including marking and labelling.

The requirements and tests are based on every-day use of rollators as assistive products for walking for a maximum user mass as specified by the manufacturer. This document includes rollators specified for a user mass of no less than 35 kg.

This document is not applicable to rollators with horizontal forearm supports, classified as walking tables, for which ISO 11199-3 is applicable.

### 2 Normative references (standards.iteh.ai)

The following documents are referred to in the text in such a way that some or all of their content constitutes requirements of this document. For dated references, only the edition cited applies. For undated references, the latest edition of the referenced document (including any amendments) applies.

ISO 8191-2, *Furniture — Assessment of ignitability of upholstered furniture — Part 2: Ignition source: match-flame equivalent*

ISO 10993-1, *Biological evaluation of medical devices — Part 1: Evaluation and testing within a risk management process*

ISO 13732-1, *Ergonomics of the thermal environment — Methods for the assessment of human responses to contact with surfaces — Part 1: Hot surfaces*

ISO 14971, *Medical devices — Application of risk management to medical devices*

ISO 15223-1, *Medical device – Symbols to be used with medical device labels, labelling and information to be supplied – Part 1: General requirements*

ISO 20417, *Medical devices — Information to be supplied by the manufacturer*

ISO 7000, *Graphical symbols for use on equipment — Registered symbols*

EN 614-1+A1, *Safety of machinery - Ergonomic design principles - Part 1: Terminology and general principles*

### 3 Terms and definitions

For the purposes of this document, the following terms and definitions apply.

ISO and IEC maintain terminological databases for use in standardization at the following addresses:

— ISO Online browsing platform: available at <https://www.iso.org/obp>

— IEC Electropedia: available at <http://www.electropedia.org/>

**3.1**

**brake**

device for slowing or stopping motion of a rollator by contact friction

**3.2**

**front handgrip reference point**

position on the upper surface of the *handgrip* (3.3) located 30 mm from the front end of the handgrip length

Note 1 to entry: See [Figure 1](#).

**3.3**

**handgrip**

part of the rollator that is intended by the manufacturer to be held by the hand when the rollator is in use

Note 1 to entry: See [Figure 1](#).

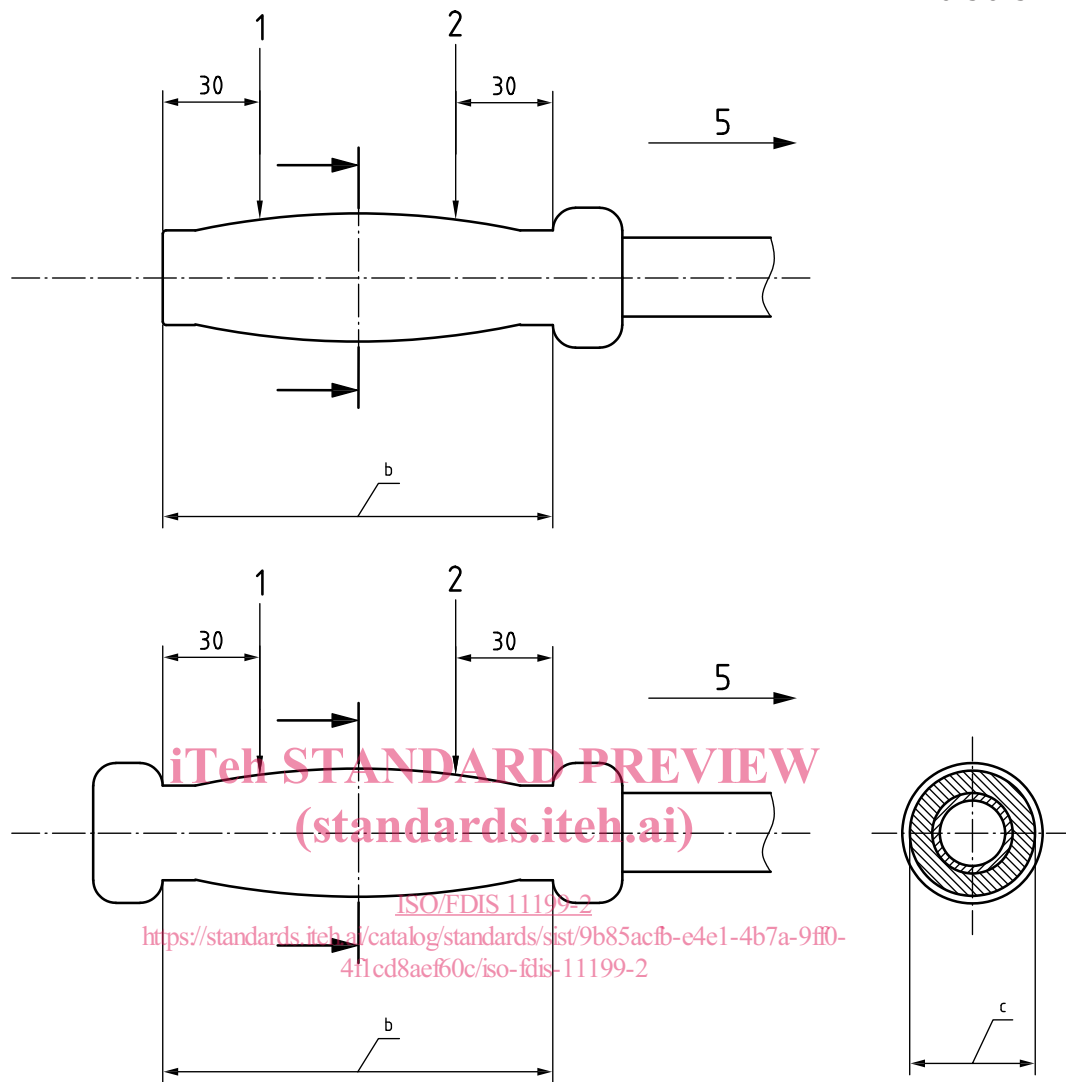
**iTeh STANDARD PREVIEW**  
**(standards.iteh.ai)**

ISO/FDIS 11199-2

<https://standards.iteh.ai/catalog/standards/sist/9b85acfb-e4e1-4b7a-9ff0-4f1cd8aef60c/iso-fdis-11199-2>



Dimensions in millimetres



**Key**

- |   |                                |   |                  |
|---|--------------------------------|---|------------------|
| 1 | rear handgrip reference point  | b | Handgrip length. |
| 2 | front handgrip reference point | c | Handgrip width.  |
| a | Front.                         |   |                  |

**Figure 1 — Detailed drawing of a handgrip**

**3.4 handgrip length**

dimension of the *handgrip* (3.3) measured where the hand rests

Note 1 to entry: See [Figure 1](#).

Note 2 to entry: Where the front end or the rear end of the handgrip is not clear, the full length of the handgrip that can comfortably support the mass of the user is defined as the handgrip length.

**3.5 handgrip width**

outside dimension of the *handgrip* (3.3) measured at the thickest point where the hand rests

Note 1 to entry: See [Figure 1](#).

**3.6  
handle**

part of the rollator to which the *handgrip* (3.3) is attached

**3.7  
maximum user mass**

greatest permissible mass of the person using the product, measured in kilograms (kg)

Note 1 to entry: The maximum user mass is specified by the manufacturer of the rollator.

**3.8  
maximum width**

maximum outside dimension of a rollator when the width is adjusted at its maximum, measured horizontally at right angles to the direction of movement

Note 1 to entry: See [Figure 4](#).

**3.9  
parking brake**

braking system that is intended for keeping the rollator stationary on ground after being activated

**3.10  
rear handgrip reference point**

position on the upper surface of the *handgrip* (3.3) located 30 mm from the rear end of the handgrip length

Note 1 to entry: See [Figure 1](#).

**3.11  
resting seat**

seat for the user to take a rest

**3.12  
rollator**

walking device, which can be moved by pushing or pulling, that enables a person to maintain stability and balance while walking, that has *handgrips* (3.3) or a transverse bar and three or more castors/wheels without forearm supports

Note 1 to entry: See [Figure 2](#).

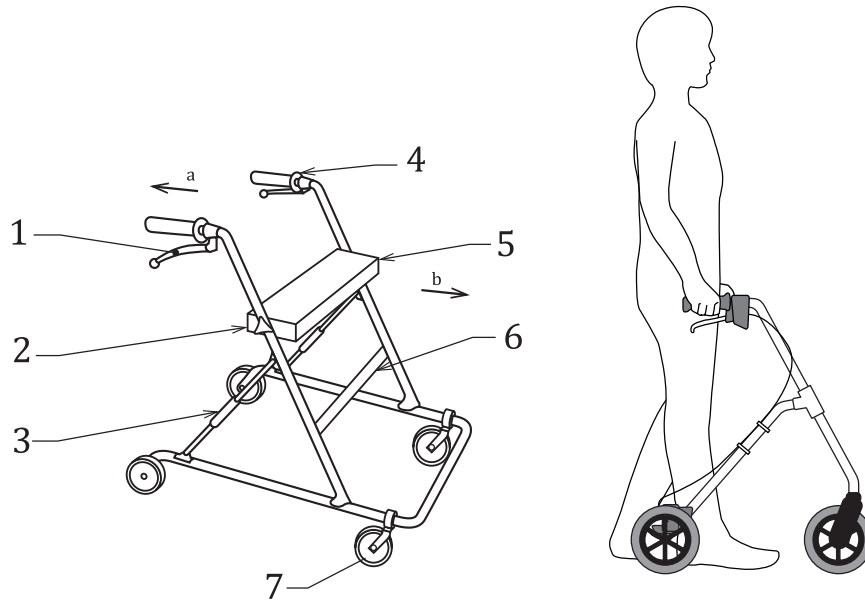
Note 2 to entry: Double or more castors/wheels used for one pivot position shall be counted as one castor/wheel.

Note 3 to entry: Included are, for example, rollators with a seat for resting, knee walkers, reverse rollators that are pulled with the opening in the front.

Note 4 to entry: ISO 9999:2016, Classification No. 12 06 06.

iTeh STANDARD PREVIEW  
(standards.iteh.ai)

ISO/FDIS 11199-2  
<https://standards.iteh.ai/catalog/standards/sist/9b85acfb-e4e1-4b7a-9ff0-4f1cd8aef60c/iso-fdis-11199-2>



**Key**

- |   |                             |   |                |
|---|-----------------------------|---|----------------|
| 1 | brake handle                | 6 | bracing member |
| 2 | height adjustment mechanism | 7 | wheels         |
| 3 | folding mechanism           | a | Rear.          |
| 4 | handle/handgrip             | b | Front.         |
| 5 | resting seat                |   |                |

iTeh STANDARD PREVIEW  
(standards.iteh.ai)

**Figure 2 — Example of a rollator**

[ISO/FDIS 11199-2](https://standards.iteh.ai/catalog/standards/sist/9b85acfb-e4e1-4b7a-9ff0-4f1cd8aef60c/iso-fdis-11199-2)

<https://standards.iteh.ai/catalog/standards/sist/9b85acfb-e4e1-4b7a-9ff0-4f1cd8aef60c/iso-fdis-11199-2>

**3.13**

**rollator height**

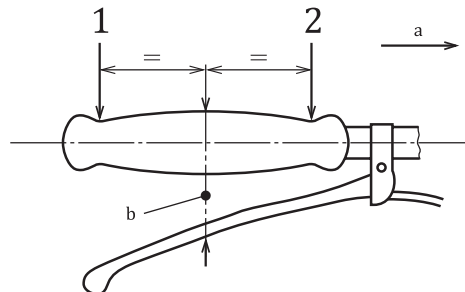
vertical distance from the highest point of the *handle* (3.6) to the ground surface

Note 1 to entry: See [Figure 4](#).

**3.14**

**running brake**

braking system that is operated by the user during walking to reduce the speed of the rollator or stop it completely



**Key**

- |   |                                |   |                      |
|---|--------------------------------|---|----------------------|
| 1 | rear handgrip reference point  | a | Front.               |
| 2 | front handgrip reference point | b | Brake grip distance. |

**Figure 3 — Brake grip distance**

3.15

**shopping bag**

bag attached on the rollator to carry goods

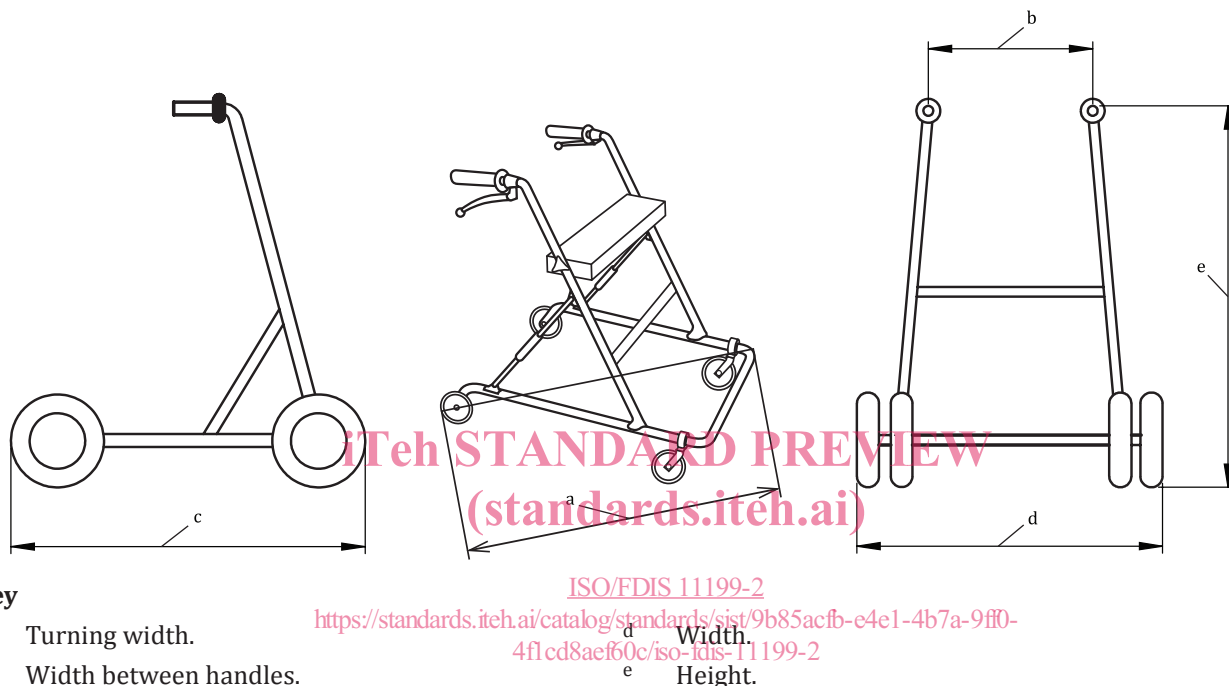
3.16

**turning width**

minimum distance between two parallel limiting walls in between which a rollator can be turned 180°

Note 1 to entry: See [Figure 4](#).

Note 2 to entry: The adjustments are to be at their maximum.



**Key**

- a Turning width.
- b Width between handles.
- c Length.

**Figure 4 — Dimensions of a rollator**

3.17

**wheel width**

maximum dimension of the tyre of the wheel measured within 5 mm up from the walking surface when the rollator is unloaded

Note 1 to entry: See [Figure 5](#).