
**Automation systems and
integration — Equipment behaviour
catalogues for virtual production
systems —**

Part 2:

**Formal description of a catalogue
template**

*Systèmes d'automatisation et intégration — Catalogues de
comportement des équipements pour les systèmes de production
virtuelle —*

Partie 2: Description formelle d'un modèle de catalogue

[ISO/PRF 16400-2](https://standards.iteh.ai/catalog/standards/sist/777ae879-7522-4e2e-ad86-dcfc1644665/iso-prf-16400-2)

<https://standards.iteh.ai/catalog/standards/sist/777ae879-7522-4e2e-ad86-dcfc1644665/iso-prf-16400-2>

PROOF / ÉPREUVE



iTeh Standards
(<https://standards.iteh.ai>)
Document Preview

[ISO/PRF 16400-2](https://standards.iteh.ai/catalog/standards/sist/777ae879-7522-4e2e-ad86-dcfc1644665/iso-prf-16400-2)

<https://standards.iteh.ai/catalog/standards/sist/777ae879-7522-4e2e-ad86-dcfc1644665/iso-prf-16400-2>



COPYRIGHT PROTECTED DOCUMENT

© ISO 2023

All rights reserved. Unless otherwise specified, or required in the context of its implementation, no part of this publication may be reproduced or utilized otherwise in any form or by any means, electronic or mechanical, including photocopying, or posting on the internet or an intranet, without prior written permission. Permission can be requested from either ISO at the address below or ISO's member body in the country of the requester.

ISO copyright office
CP 401 • Ch. de Blandonnet 8
CH-1214 Vernier, Geneva
Phone: +41 22 749 01 11
Email: copyright@iso.org
Website: www.iso.org

Published in Switzerland

Contents

	Page
Foreword.....	iv
Introduction.....	v
1 Scope.....	1
2 Normative references.....	1
3 Terms and definitions.....	1
4 Abbreviated terms.....	1
5 Requirements for an EBC template.....	2
6 Formal structure of an EBC template.....	2
6.1 General.....	2
6.2 Property set.....	4
6.3 Behaviour.....	4
6.4 External interaction.....	5
6.5 Formal description of an EBC template.....	5
7 Building rules for an EBC template.....	6
7.1 Building procedure.....	6
7.2 Building criteria.....	7
Annex A (informative) EBC template and types of EBC items.....	8
Annex B (informative) Example building of EBC templates for a printed circuit assembly (PCA) line.....	10
Annex C (informative) Example building of EBC templates for an injection molding line.....	32
Bibliography.....	51

[ISO/PRF 16400-2](https://standards.iteh.ai/catalog/standards/sist/777ae879-7522-4e2e-ad86-dcfc1644665/iso-prf-16400-2)

<https://standards.iteh.ai/catalog/standards/sist/777ae879-7522-4e2e-ad86-dcfc1644665/iso-prf-16400-2>

Foreword

ISO (the International Organization for Standardization) is a worldwide federation of national standards bodies (ISO member bodies). The work of preparing International Standards is normally carried out through ISO technical committees. Each member body interested in a subject for which a technical committee has been established has the right to be represented on that committee. International organizations, governmental and non-governmental, in liaison with ISO, also take part in the work. ISO collaborates closely with the International Electrotechnical Commission (IEC) on all matters of electrotechnical standardization.

The procedures used to develop this document and those intended for its further maintenance are described in the ISO/IEC Directives, Part 1. In particular, the different approval criteria needed for the different types of ISO documents should be noted. This document was drafted in accordance with the editorial rules of the ISO/IEC Directives, Part 2 (see www.iso.org/directives).

ISO draws attention to the possibility that the implementation of this document may involve the use of (a) patent(s). ISO takes no position concerning the evidence, validity or applicability of any claimed patent rights in respect thereof. As of the date of publication of this document, ISO had not received notice of (a) patent(s) which may be required to implement this document. However, implementers are cautioned that this may not represent the latest information, which may be obtained from the patent database available at www.iso.org/patents. ISO shall not be held responsible for identifying any or all such patent rights.

Any trade name used in this document is information given for the convenience of users and does not constitute an endorsement.

For an explanation of the voluntary nature of standards, the meaning of ISO specific terms and expressions related to conformity assessment, as well as information about ISO's adherence to the World Trade Organization (WTO) principles in the Technical Barriers to Trade (TBT), see www.iso.org/iso/foreword.html.

This document was prepared by Technical Committee ISO/TC 184, *Automation systems and integration*, Subcommittee SC 5, *Interoperability, integration, and architectures for enterprise systems and automation applications*. standards.iteh.ai/catalog/standards/sist/777ae879-7522-4e2e-ad86-dcfc61644665/iso-prf-16400-2

A list of all parts in the ISO 16400 series can be found on the ISO website.

Any feedback or questions on this document should be directed to the user's national standards body. A complete listing of these bodies can be found at www.iso.org/members.html.

Introduction

The ISO 16400 series introduces a concept of an equipment behaviour catalogue (EBC), addresses the requirements of an EBC and proposes guidelines to generate an executable representing the dynamic behaviour of a nominal or physical instance of an equipment. Such executable plays a vital role when configuring virtual production systems used for simulation and verification of a future process as well as monitoring of a current process. Therefore, EBCs will constitute an important part of the evolution of smart manufacturing.

An EBC enables an efficient and standardized way for a provider of equipment to communicate its dynamic behaviour.

iTeh Standards (<https://standards.iteh.ai>) Document Preview

[ISO/PRF 16400-2](https://standards.iteh.ai/catalog/standards/sist/777ae879-7522-4e2e-ad86-dcfcb1644665/iso-prf-16400-2)

<https://standards.iteh.ai/catalog/standards/sist/777ae879-7522-4e2e-ad86-dcfcb1644665/iso-prf-16400-2>

Automation systems and integration — Equipment behaviour catalogues for virtual production systems —

Part 2: Formal description of a catalogue template

1 Scope

This document specifies a formal structure and building rules for an equipment behaviour catalogue (EBC) template.

The formal structure of an EBC template represents a schema for descriptions of behaviour and related entities.

Building rules for an EBC template provide required processes and compliance criteria to construct an EBC template.

2 Normative references

The following documents are referred to in the text in such a way that some or all of their content constitutes requirements of this document. For dated references, only the edition cited applies. For undated references, the latest edition of the referenced document (including any amendments) applies.

ISO 16400-1:2020, *Automation systems and integration — Equipment behaviour catalogues for virtual production system — Part 1: Overview*

3 Terms and definitions

For the purposes of this document, the terms and definitions given in ISO 16400-1 apply.

ISO and IEC maintain terminology databases for use in standardization at the following addresses:

- ISO Online browsing platform: available at <https://www.iso.org/obp>
- IEC Electropedia: available at <https://www.electropedia.org/>

4 Abbreviated terms

ID	Identifier
JSON	JavaScript Object Notation
mathML	Mathematical Markup Language
UML	Unified Modeling Language
XML	eXtensible Markup Language

5 Requirements for an EBC template

A virtual production system is constructed as a simulation system on a production behaviour model which is configured by applying a production process model and a production system model (see ISO 16400-1:2020, Figure 6).

A production system model can be constructed as a multi-agent system of equipment agents, i.e. behaviour of a production system can be modelled using software agent technology. However, it is difficult for the user of a manufacturing simulation system, such as a production system designer and an operator, to write a software program of agents. There are requirements that a user can construct a virtual production system by selecting adequate EBC items from an EBC repository. When an EBC item is provided, it becomes possible to automatically generate an equipment instance model as a software agent from the EBC item. A production system model can be constructed as a combination of equipment instance models.

An EBC item is an instance of an EBC template, and an EBC template is a schema representing a model for each equipment including its process model as behaviour description. An EBC template shall include the following elements as essential elements:

- a set of properties;
- description of behaviour.

An EBC template can include the following element:

- specification of external interactions.

In smart manufacturing, a virtual production system is constructed based on the digital twin concept. For this purpose, further entities have to be considered, as they are specified in a production lifecycle information model which is out of scope for this document. An EBC item is a digital description of properties and behaviour of a physical equipment. A virtual equipment can be constructed by referring a corresponding EBC item. An EBC item works as a bridge between physical equipment and virtual equipment in a digital twin.

An EBC shall have interoperability including semantics in order to fulfil the requirements mentioned above.

6 Formal structure of an EBC template

6.1 General

An EBC template shall include descriptions which specify a property set, behaviour and external interactions. [Figure 1](#) shows a conceptual structure of an EBC template.

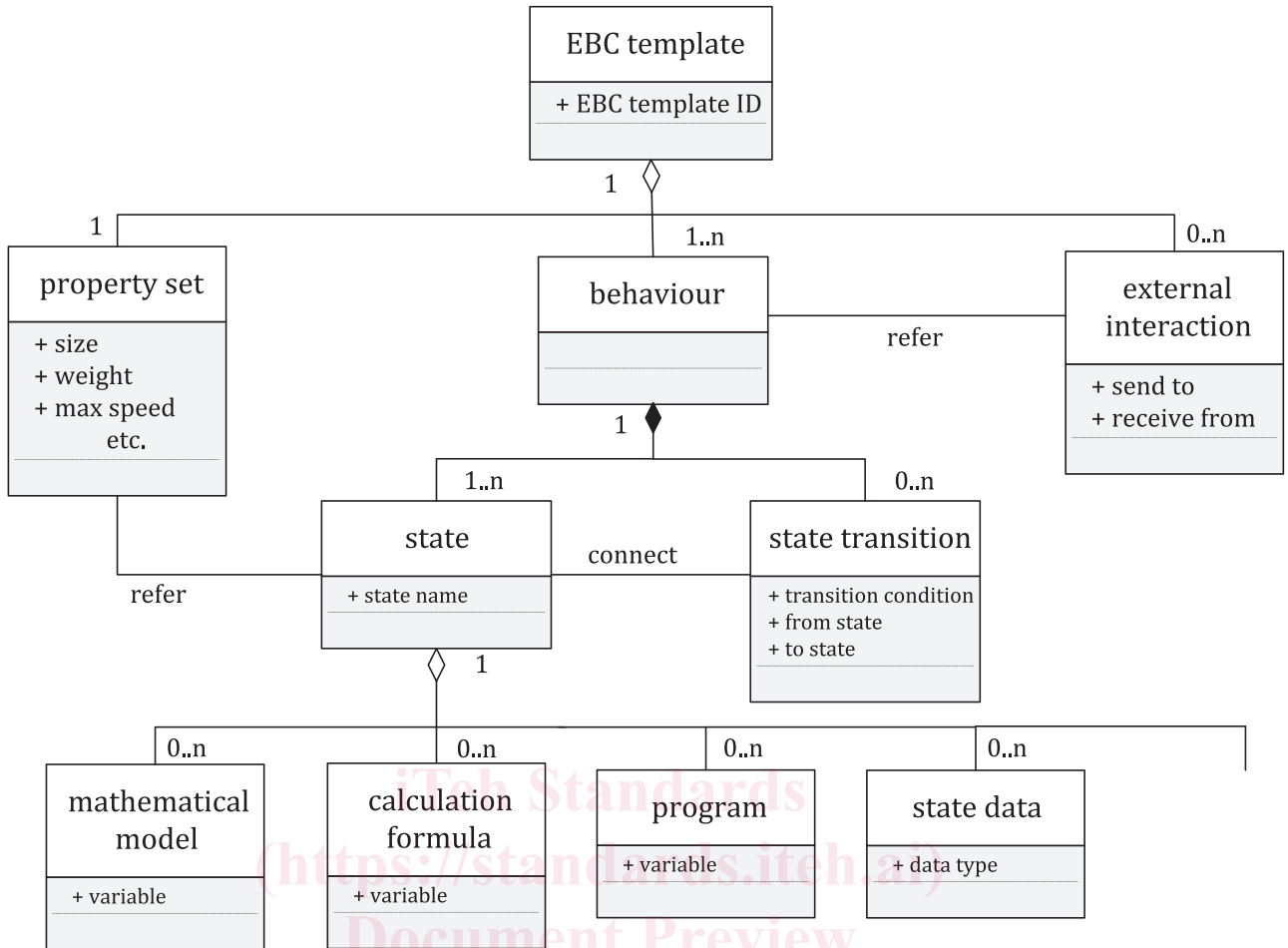


Figure 1 — Conceptual structure of an EBC template

<https://standards.iteh.ai/catalog/standards/sist/777ae879-7522-4e2e-ad86-dcfcb1644665/iso-prf-16400-2>

An EBC shall be supplied in a common and independently usable form. The EBC template shall be created as a basic form for each equipment type. There is no hierarchical relation like class among EBC templates. Templates for the same equipment type have the same behaviour description structure about states and about relationships among states. There is a possibility that the granularity of descriptions is different.

The structure of an EBC item shall follow the used template. From one template, one or more EBC items may be created corresponding to each individual equipment of the same equipment type. The created EBC items are grouped according to the type of the equipment and stored in the repository. An EBC item is created by filling up the corresponding EBC template by concrete equipment data. Usually, an EBC item is created by setting values on the elements in the property set of the corresponding EBC template by concrete equipment data. For example, an EBC item for a specific equipment series contains equipment data as designed by the equipment maker such as equipment specification data. An EBC item for a specific individual equipment in a specific production line contains physical equipment data such as operational data in addition to equipment specification data.

[Annex A](#) shows the relationship between the EBC template and EBC items and variety of EBC items using two examples.

Information about an EBC template itself shall be described in a header part of the template. The corresponding equipment type is included in this information. When creating the EBC template for the specific equipment model/series of a specific equipment maker, the maker and the equipment model/series are described in the property set as ‘equipment maker name’ and ‘equipment type name’.

6.2 Property set

Elements in a property set are described in standards including ISO/IEC Guide 77,^[1] the ISO 13399 series,^[2] ISO 13584-42^[3] and the IEC 61360 series (Common Data Dictionary, CDD).^[6] Values of some or all elements in a property set are provided when an EBC item is created. A property set may include:

- profile data;

EXAMPLE Equipment maker name, equipment type name, specific equipment name (value is given when creating an EBC item for specific physical equipment).

- specification data (not dynamically affecting behaviour);

EXAMPLE Size, weight.

- operational limits.

EXAMPLE Maximum cutting speed, moving range.

6.3 Behaviour

Behaviour of an equipment is defined by a composition of states and state transitions with transition conditions. A state can be represented by mathematical models, calculation formulae, programs, state data and/or additional necessary entities. State transition occurs when transition conditions are met.

The state description is the basis of behaviour description in an EBC. Equipment can be in various states, e.g. idling, under operation and under maintenance. The data values of parameters such as operation time and electric energy consumption at each state are calculated using mathematical models, calculation formulas and/or programs corresponding to the state. A formula or a mathematical model can include parameters/variables. Values for parameters/variables are given from product data, scheduling data and/or operation data as input data through external interaction, from calculation results of behaviour simulation and/or from data description in the property set.

Behaviour shall be represented as dynamic properties according to states and state transitions in an EBC template. Dynamic properties are described by:

- states of an equipment;

EXAMPLE 1 Stand-by, in operation.

NOTE 1 A state can be detailed as an aggregation of substates.

NOTE 2 A name of a state is described in line with the standard, e.g. the IEC 61360 series (CDD)^[6] and the ISO 14955 series,^[4] because of ensuring semantic interoperability.

- state transition.

EXAMPLE 2 Material input, power on, operation start, operation finish, transition trigger.

The state can be described and represented by:

- mathematical models, calculation formulas and/or programs;

EXAMPLE 3 Calculation formula for energy consumption, calculation formula for operation time.

NOTE 3 External interactions can be included in a state. The state transition can be described and represented by:

- a transition condition formula;
- source and destination states;
- external interaction as a trigger.

EXAMPLE 4 Operation order, operation result.

The representation of state/state transition can include:

- data values (parameter values);
- data variables.

NOTE 4 The name of the data (parameter)/variable is described in line with standards, such as the IEC 61360 series (CDD)^[6] and the ISO 22400 series (KPI)^[5] because of ensuring semantic interoperability.

6.4 External interaction

External interaction is the message data from/to other outside equipment. External interaction can be described by referring to the information models shared with the outside equipment. Some of the information models are supplied by existing standards, such as the IEC 62541 series (OPC UA)^[7] and the IEC 62714 series (AutomationML).^[8] The external interaction message can include:

- interface and protocol;
- communication partner;
- description about message data;
- content of message data.

6.5 Formal description of an EBC template

The EBC template shall be described using a data description language.

EXAMPLE XML, MathML (for a formula), JSON.

An example of a formal description structure is shown in [Figure 2](#). An EBC template shall contain all of the following elements:

- [ISO/PRF 16400-2](https://standards.iteh.ai/catalog/standards/sist/777ae879-7522-4e2e-ad86-dcfcb1644665/iso-prf-16400-2)
- a) header;
- description language name;
 - template name;
 - template identifier;
 - equipment type;
 - referenced dictionaries;

NOTE 1 The value of "equipment type" is provided using the term in line with the referenced dictionary.

NOTE 2 "Referenced dictionaries" are standards and publicly available dictionaries which are referred to and used when describing an EBC template.

NOTE 3 "Item name" and "Item identifier" are added when an EBC item is created using the template. Their values are also provided.

- b) property set;
- c) behaviour;
- d) external interaction;

NOTE 4 Additional attributes can be defined.

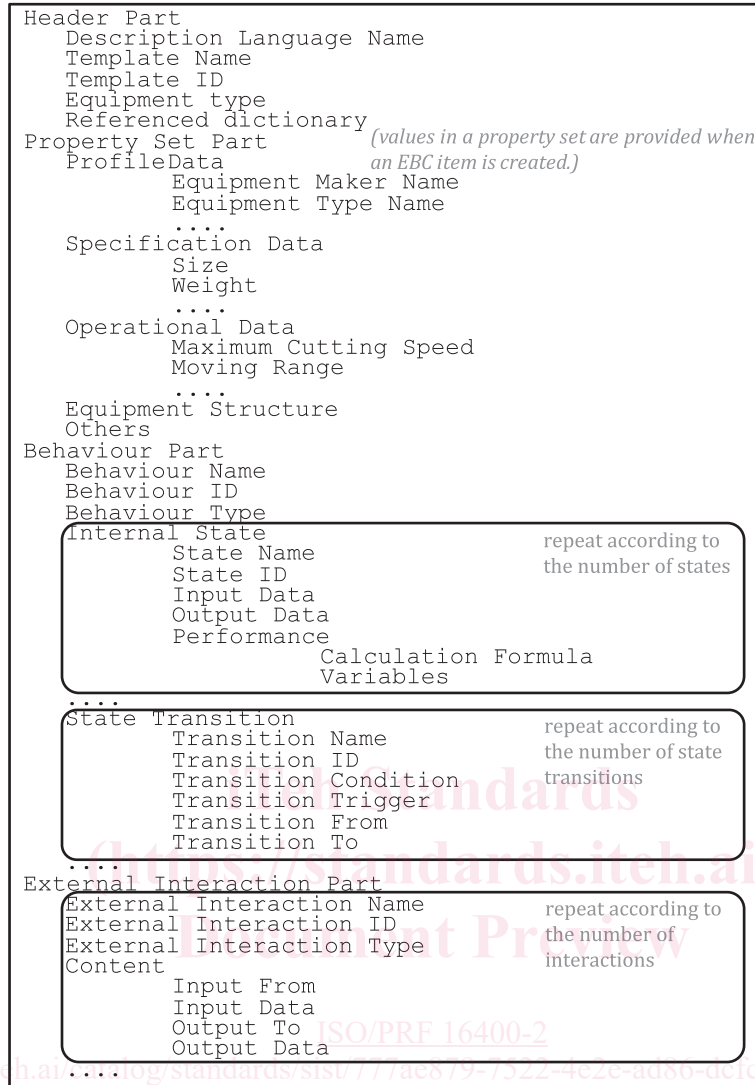


Figure 2 — Example of a formal description structure for an EBC template

7 Building rules for an EBC template

7.1 Building procedure

The procedure for building an EBC template is as follows:

- Step 1: Analyse functions that an equipment provides. The analysis is to list possible states of the equipment and relationships among the states including state transition conditions. Generally, an equipment becomes active when it gets an operation command with data through external interaction. Describe the listed states and state transitions in the equipment. The listed states and relationships including state transition conditions should be described by using formal methods.

EXAMPLE UML state chart, Petri-Net and IDEF3.

- Step 2: List required data, formulae and mathematical models for a dynamic calculation of the parameter's value at each state. Data include variables to which concrete values are assigned when a virtual production system is constructed or when simulation is executed on a virtual production system, i.e. some of these variables are provided by external interactions from outside of the equipment. These data are described as variables in the EBC template and EBC items. Some of the variables get values when an EBC item is created.

- Step 3: Integrate a property description, an external interaction description and a behaviour description, which are listed in the above steps. Create an EBC template by describing the integrated descriptions using the data description language.

Applied examples of the building procedure above for EBC templates are shown in [Annex B](#) and [Annex C](#).

7.2 Building criteria

The conformance of an EBC template shall be tested according to the criteria below.

The following criteria shall be applied when building an EBC template:

- a) An EBC template includes descriptions about a property set, behaviour and external interactions.
- b) An EBC template is described in machine readable form.
- c) An EBC template has necessary information items to generate an equipment instance model.

NOTE An EBC item is created from an EBC template. An equipment instance model is generated from an EBC item.

In addition, the following criteria should be applied when building an EBC template:

- Terms used in EBC template descriptions are from commonly referenceable standardized dictionary.
- An EBC template has interoperability including semantics.

The evaluation of the quality of the EBC template is out of scope of this document. Whether the integrity and granularity of the EBC template completely describes the equipment differs depending on the usage purpose of users. Users should evaluate the quality of an EBC with their own measurement means.

Document Preview

[ISO/PRF 16400-2](#)

<https://standards.iteh.ai/catalog/standards/sist/777ae879-7522-4e2e-ad86-dcfc1644665/iso-prf-16400-2>

Annex A (informative)

EBC template and types of EBC items

One EBC template is prepared for one equipment type in one maker. Usually, one equipment type consists of several series. There are several model types in one series. One series can be an EBC item. One model type can be an EBC item. One equipment in one model type can be an EBC item. All of them are described using the same template.

An EBC item has wide granularity. An EBC template is applicable for this wide granularity. An EBC item of specific individual equipment has a description of its product ID, i.e. it is possible that an EBC item for equipment will not have a description of its product ID. If the equipment has some options which a customer orders, its EBC item has a description of the product ID and options. An EBC item can have the data either of shipment inspection or usage history, or both, for the equipment.

Figure A.1 and Figure A.2 show the relationships between the EBC templates and various EBC items for the same example equipment series: Lathe X series. The Lathe X series has a hierarchical structure. Lathe X (X-series by the company Y) is the highest class in the hierarchy. Lathe X-s (simple lathe in X-series) and Lathe X-c (complex lathe in X-series) are subclasses of Lathe X. Lathe X-s-#A (type #A in X-series) is a specific equipment type in subclass Lathe X-s. Lathe X-s-#A-nnnn (serial no.nnnn of type #A) is a produced individual equipment in the type #A.

In Figure A.1, the EBC template is prepared corresponding to the class Lathe X. Lathe X-s, Lathe X-c, Lathe X-s-#A, Lathe X-s-#A-nnnn, etc are catalogued as EBC items using this EBC template. The EBC template for Lathe X has applicability for model descriptions of all lower classes in the hierarchy.

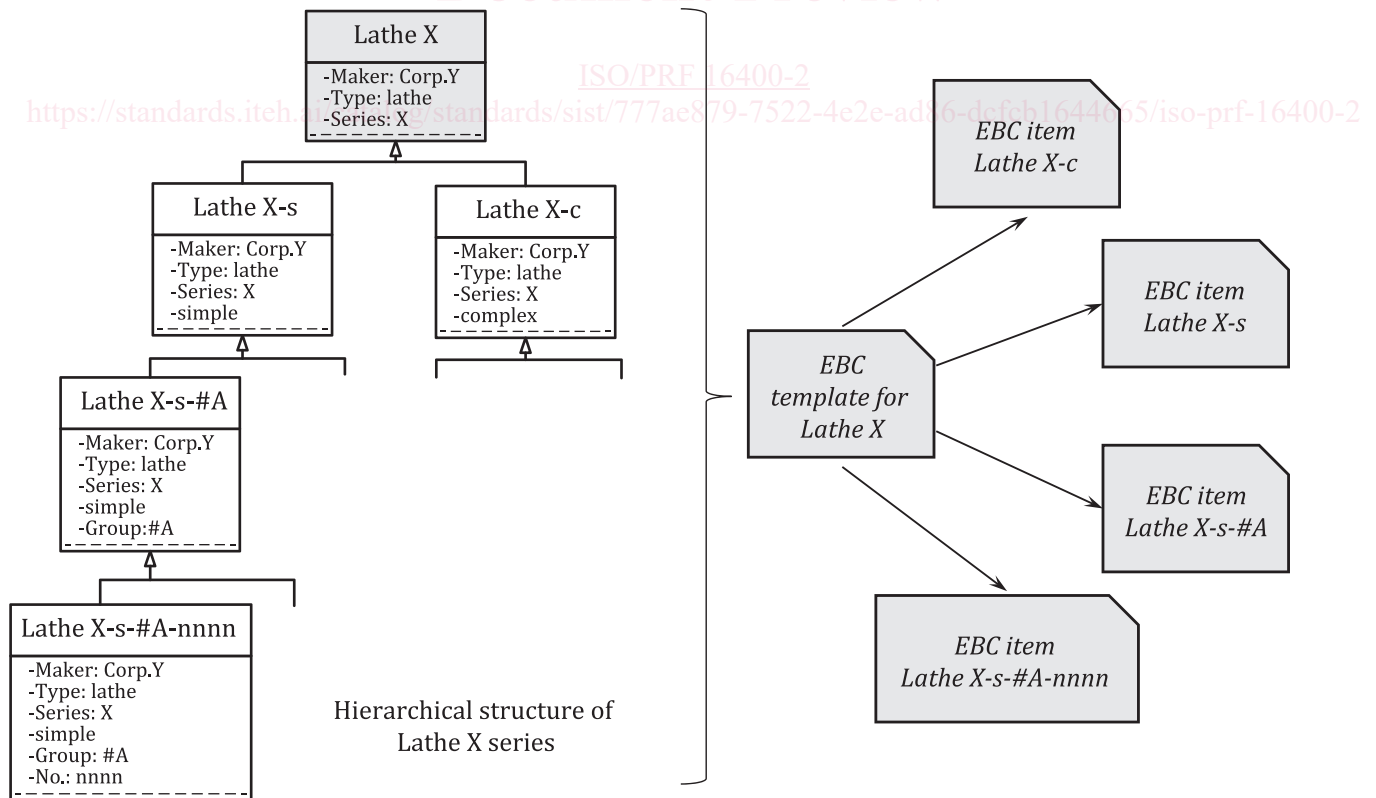


Figure A.1 — EBC items which are generated using the EBC template for Lathe X