



**International  
Standard**

**ISO 16400-3**

**Automation systems and  
integration — Equipment behaviour  
catalogues for virtual production  
system —**

**Part 3:  
Requirements and  
recommendations for construction  
of an equipment instance model**

**First edition**

<https://standards.iteh.ai/catalog/standards/iso/6e8b8670-32af-49e1-89e4-25f886e00733/iso-16400-3>

**PROOF/ÉPREUVE**

iTeh Standards  
(<https://standards.iteh.ai>)  
Document Preview

ISO 16400-3

<https://standards.iteh.ai/catalog/standards/iso/6e8b8670-32af-49e1-89e4-25f886e00733/iso-16400-3>



**COPYRIGHT PROTECTED DOCUMENT**

© ISO 2024

All rights reserved. Unless otherwise specified, or required in the context of its implementation, no part of this publication may be reproduced or utilized otherwise in any form or by any means, electronic or mechanical, including photocopying, or posting on the internet or an intranet, without prior written permission. Permission can be requested from either ISO at the address below or ISO's member body in the country of the requester.

ISO copyright office  
CP 401 • Ch. de Blandonnet 8  
CH-1214 Vernier, Geneva  
Phone: +41 22 749 01 11  
Email: [copyright@iso.org](mailto:copyright@iso.org)  
Website: [www.iso.org](http://www.iso.org)

Published in Switzerland

**PROOF/ÉPREUVE**

© ISO 2024 – All rights reserved

# Contents

Page

<b>Foreword</b> .....	<b>iv</b>
<b>Introduction</b> .....	<b>v</b>
<b>1 Scope</b> .....	<b>1</b>
<b>2 Normative references</b> .....	<b>1</b>
<b>3 Terms and definitions</b> .....	<b>1</b>
<b>4 Abbreviated terms</b> .....	<b>1</b>
<b>5 Required functionalities for an equipment instance model</b> .....	<b>2</b>
<b>6 Role of construction requirements</b> .....	<b>2</b>
6.1 Relationship between an EBC item and an equipment instance model.....	2
6.2 Construction processor.....	3
<b>7 Construction requirements</b> .....	<b>3</b>
7.1 General.....	3
7.2 Construction rules.....	4
<b>Annex A (informative) Example of EBC items for an injection molding line</b> .....	<b>5</b>
<b>Annex B (informative) Implementation example of a construction processor</b> .....	<b>17</b>
<b>Bibliography</b> .....	<b>24</b>

iTeh Standards  
(<https://standards.itih.ai>)  
Document Preview

[ISO 16400-3](#)

<https://standards.itih.ai/catalog/standards/iso/6e8b8670-32af-49e1-89e4-25f886e00733/iso-16400-3>

## Foreword

ISO (the International Organization for Standardization) is a worldwide federation of national standards bodies (ISO member bodies). The work of preparing International Standards is normally carried out through ISO technical committees. Each member body interested in a subject for which a technical committee has been established has the right to be represented on that committee. International organizations, governmental and non-governmental, in liaison with ISO, also take part in the work. ISO collaborates closely with the International Electrotechnical Commission (IEC) on all matters of electrotechnical standardization.

The procedures used to develop this document and those intended for its further maintenance are described in the ISO/IEC Directives, Part 1. In particular, the different approval criteria needed for the different types of ISO document should be noted. This document was drafted in accordance with the editorial rules of the ISO/IEC Directives, Part 2 (see [www.iso.org/directives](http://www.iso.org/directives)).

ISO draws attention to the possibility that the implementation of this document may involve the use of (a) patent(s). ISO takes no position concerning the evidence, validity or applicability of any claimed patent rights in respect thereof. As of the date of publication of this document, ISO had not received notice of (a) patent(s) which may be required to implement this document. However, implementers are cautioned that this may not represent the latest information, which may be obtained from the patent database available at [www.iso.org/patents](http://www.iso.org/patents). ISO shall not be held responsible for identifying any or all such patent rights.

Any trade name used in this document is information given for the convenience of users and does not constitute an endorsement.

For an explanation of the voluntary nature of standards, the meaning of ISO specific terms and expressions related to conformity assessment, as well as information about ISO's adherence to the World Trade Organization (WTO) principles in the Technical Barriers to Trade (TBT), see [www.iso.org/iso/foreword.html](http://www.iso.org/iso/foreword.html).

This document was prepared by Technical Committee ISO/TC 184, *Automation systems and integration*, Subcommittee SC 5, *Interoperability, integration, and architectures for enterprise systems and automation applications*.

A list of all parts in the ISO 16400 series can be found on the ISO website.

Any feedback or questions on this document should be directed to the user's national standards body. A complete listing of these bodies can be found at [www.iso.org/members.html](http://www.iso.org/members.html).

## Introduction

The ISO 16400 series introduces a concept of an equipment behaviour catalogue (EBC), addresses the requirements of an EBC and provides requirements and recommendations to generate an executable model representing the dynamic behaviour of a nominal or a physical instance of an equipment. An equipment instance model is implemented, such as a software agent. Such an executable model plays a vital role when configuring virtual production systems used for simulation and verification of a future process as well as monitoring of a current process. Therefore, EBCs will constitute an important part in the development of smart manufacturing.

An EBC enables an efficient and standardized way for a provider of equipment to communicate its dynamic behaviour.

The ISO 16400 series consists of the following parts, under the general title “Automation systems and integration — Equipment behaviour catalogues for virtual production system”:

Part 1: *Overview*

Part 2: *Formal description of a catalogue template*

Part 3 (this document): *Requirements and recommendations for construction of an equipment instance model*

# iTeh Standards (<https://standards.itih.ai>) Document Preview

[ISO 16400-3](https://standards.itih.ai/catalog/standards/iso/6e8b8670-32af-49e1-89e4-25f886e00733/iso-16400-3)

<https://standards.itih.ai/catalog/standards/iso/6e8b8670-32af-49e1-89e4-25f886e00733/iso-16400-3>



# Automation systems and integration — Equipment behaviour catalogues for virtual production system —

## Part 3:

# Requirements and recommendations for construction of an equipment instance model

## 1 Scope

This document provides requirements and recommendations on how to construct an equipment instance model using an equipment behaviour catalogue (EBC) item.

## 2 Normative references

The following documents are referred to in the text in such a way that some or all of their content constitutes requirements of this document. For dated references, only the edition cited applies. For undated references, the latest edition of the referenced document (including any amendments) applies.

ISO 16400-1:2020, *Automation systems and integration — Equipment behaviour catalogues for virtual production system — Part 1: Overview*

ISO 16400-2:2024, *Automation systems and integration — Equipment behaviour catalogues for virtual production system — Part 2: Formal description of a catalogue template*

## 3 Terms and definitions

For the purposes of this document, the terms and definitions given in ISO 16400-1 and the following apply.

ISO and IEC maintain terminology databases for use in standardization at the following addresses:

- ISO Online browsing platform: available at <https://www.iso.org/obp>
- IEC Electropedia: available at <https://www.electropedia.org/>

### 3.1

#### **construction processor**

software tool to construct an equipment instance model from an equipment behaviour catalogue (EBC) item referring to construction requirements

### 3.2

#### **equipment instance model**

executable model corresponding to a specification of an equipment behaviour catalogue (EBC) item

## 4 Abbreviated terms

XML	eXtensible Markup Language
XSL	eXtensible Stylesheet Language
XSLT	eXtensible Stylesheet Language Transformations

## 5 Required functionalities for an equipment instance model

When the virtual production system of interest is constructed, an equipment instance model shall be constructed from an appropriate EBC item.

An equipment instance model shall have the following functionalities:

- processable description of behaviour flow specified in the EBC item;

NOTE Behaviour flow means a sequence of behaviours performed during the execution of an equipment instance model.

- processable description of formula(s) or mathematical model(s);
- processable description of external interactions.

To fulfil these functionalities, an equipment instance model can be modelled in various ways, e.g. agent-based modelling, discrete event modelling, dynamic system modelling. In this document, an equipment instance model is implemented as a software agent.

## 6 Role of construction requirements

### 6.1 Relationship between an EBC item and an equipment instance model

A production system model is constructed using equipment instance models. An equipment instance model is constructed from the selected EBC item. The EBC items and the EBC templates are registered in a shared repository (see ISO 16400-1:2020, Figure 4).

Figure 1 shows three cases for construction of an equipment instance model. All cases shall be treated by the construction requirements.

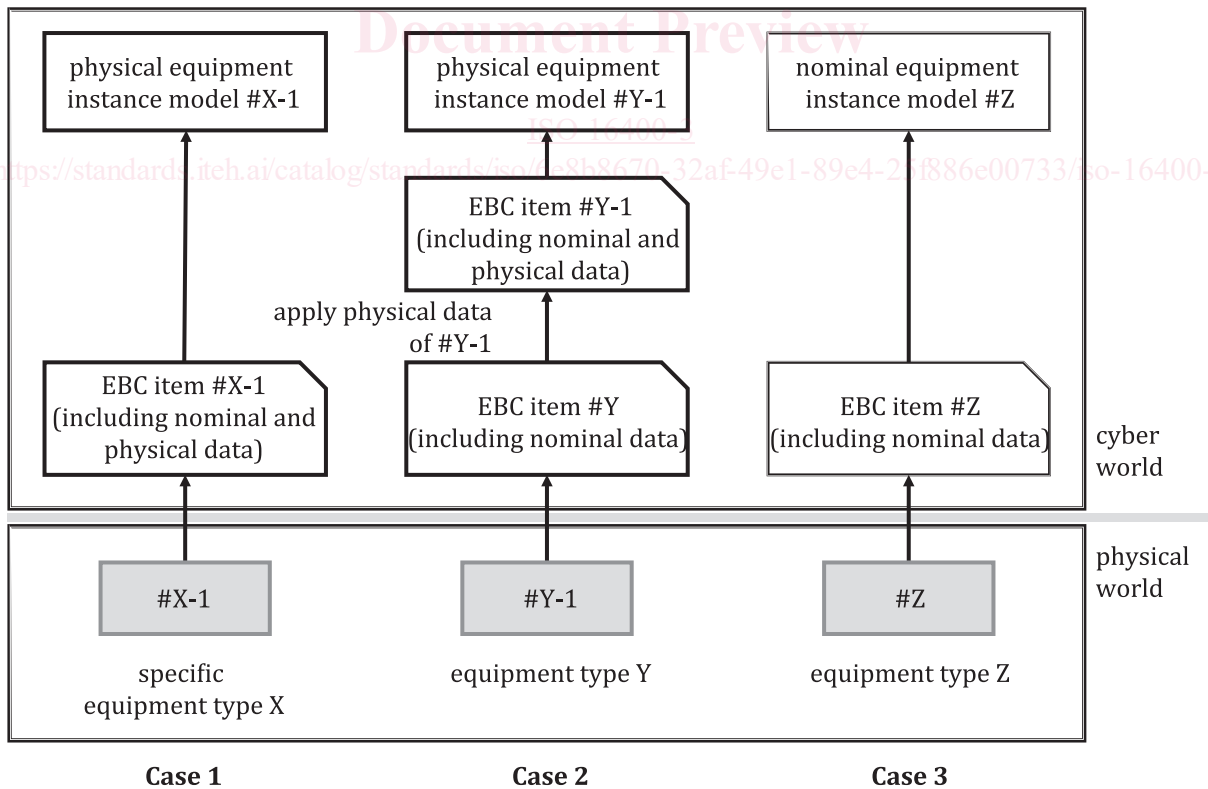


Figure 1 — Three cases for the construction of equipment instance models



- Case 1: If the EBC item contains the physical data of specific equipment that actually exists, a physical equipment instance model is constructed;
- Case 2: If the EBC item contains only nominal data as designed for a specific equipment, but the specific physical data exists, applying the physical data to the corresponding EBC item, a physical equipment instance model is constructed;
- Case 3: If the EBC item contains only nominal data as designed for specific a specific equipment, a nominal equipment instance model is constructed.

## 6.2 Construction processor

An equipment instance model shall be constructed using the construction requirements. These construction requirements shall be applicable to the above three cases.

The construction processor of the target environment where the equipment instance model will be executed takes an EBC item as an input and constructs an equipment instance model.

Depending on whether the EBC item contains nominal data or physical data, there can be three cases in which the equipment instance model is constructed by a construction processor using the construction requirements as shown in [Figure 2](#).

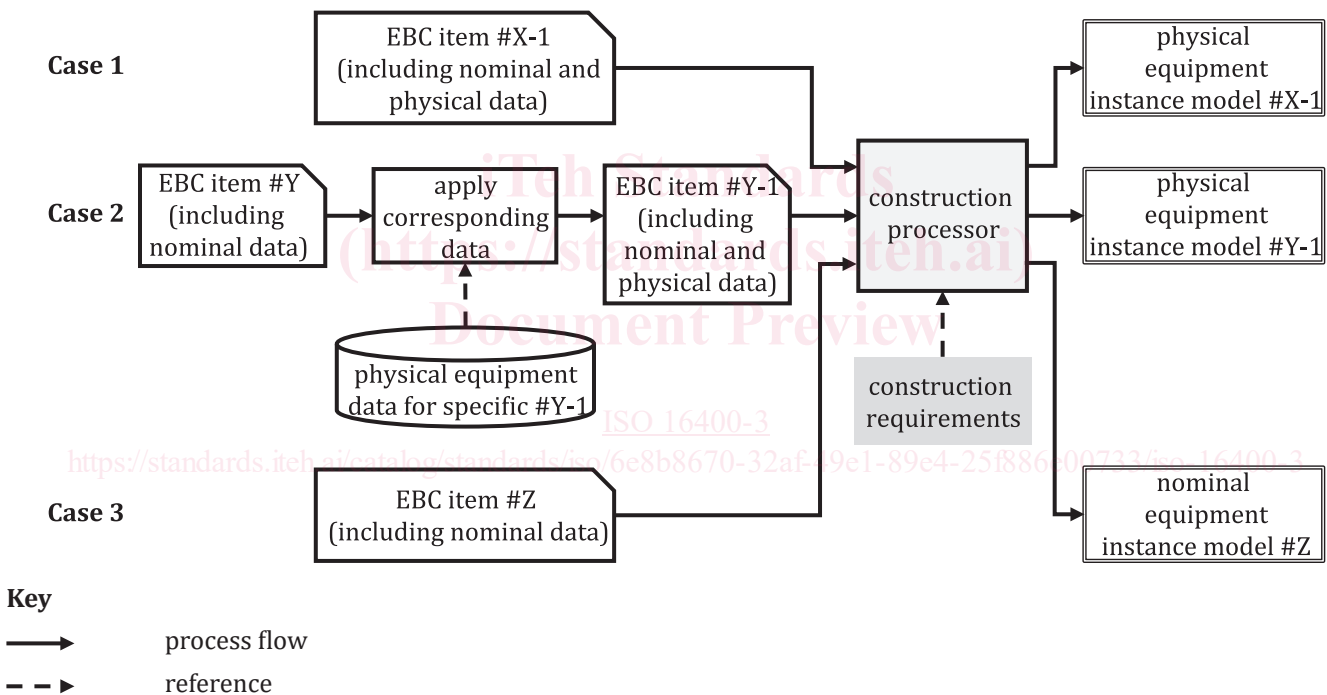


Figure 2 — Construction of equipment instance model

## 7 Construction requirements

### 7.1 General

The construction requirements are represented by the construction rules. Details of construction rules are described in [7.2](#). The construction procedures shall be implemented in the construction processor by following the construction requirements. The construction procedures are executed by the construction processor which accepts an EBC item to construct an equipment instance model. [Figure 3](#) shows a construction processor based on the construction requirements.

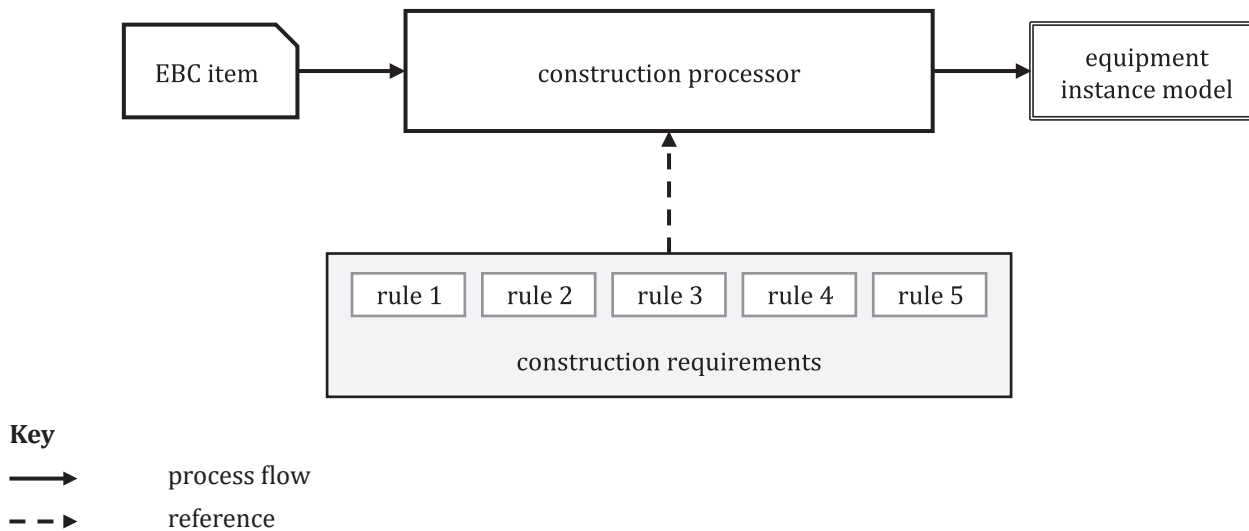


Figure 3 — Construction processor

## 7.2 Construction rules

An EBC item is an instance of an EBC template which includes descriptions for a header, a property set, behaviours and external interactions. The structure of an EBC item uses the correspondent EBC template. An equipment instance model is constructed from an EBC item and related data of an equipment design (nominal data) or related data of an equipment individual (physical data).

Rules to construct an equipment instance model shall consist of the following:

- Rule 1: describes general information in an equipment instance model using a header of an EBC item;
- Rule 2: describes properties to be processable in an equipment instance model using a property set of an EBC item;
- Rule 3: describes a state of an equipment instance model using each state of the behaviour of an EBC item;
- Rule 4: describes a state transition of an equipment instance model using each state transition of the behaviour of an EBC item;
- Rule 5: describes a procedure in either a state or a state transition, or both, of an equipment instance model using each external interaction of an EBC item.

The required functionalities for an equipment instance model described in [Clause 5](#) shall be implemented according to the construction rules as follows:

- the description of general information for an equipment instance model is made by Rule 1;
- the processable description of behaviour flow is made by Rule 2, Rule 3 and Rule 4;
- the processable description of formula(s) or mathematical model(s) is made by Rule 2 and Rule 3;
- the processable description of external interactions is made by Rule 5.

[Annex A](#) shows three examples of EBC items. [Annex B](#) shows an implementation example of a construction processor for EBC items in [Annex A](#).

## Annex A (informative)

### Example of EBC items for an injection molding line

#### A.1 Equipment on an injection molding line

The structure of an injection molding line is shown in [Figure A.1](#). This injection molding line consists of an injection molding machine including mold, a molding extraction robot, and a mold temperature controller. The examples of building the EBC templates for the injection molding line are presented in ISO 16400-2:2024, Annex C. The example of the EBC items using these EBC templates is described in [A.2](#) to [A.4](#). These EBC items are used to construct equipment instance models by the construction processor in [Annex B](#).

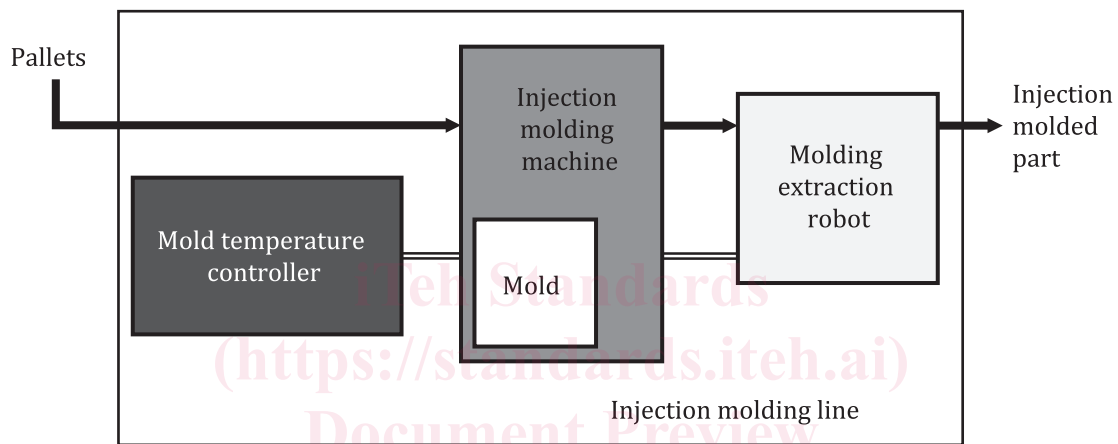


Figure A.1 — Structure of an injection molding line

<https://standards.iteh.ai/standards/iso/16400-3>

<https://standards.iteh.ai/catalog/standards/iso/6e8b8670-32af-49e1-89e4-25f886e00733/iso-16400-3>

#### A.2 EBC item for an injection molding machine

In ISO 16400-2:2024, C.2, the example of the EBC template of an injection molding machine is represented. The example of the EBC item using this EBC template can be described using XML as follows:

```
<ebc xmlns:op="product-operation.xml" xmlns:m="https://www.w3.org/1998/Math/MathML">
  <header>
    <template name="INJECTION_MOLDING_MACHINE" id="template_id_imm1"/>
  </header>

  <property_set>
    <!-- default value setting -->
    <!-- default value setting -->
    <var name="equipment_id" type="String" value="imm1"/>
    <var name="equipment_type" type="String" value="XXX"/>
    <var name="organization" type="String" value="XYZ"/>
    <var name="model_name" type="String" value="im_machine"/>
    <var name="external_size_high" type="Double" value="100" unit="cm"/>
    <var name="external_size_width" type="Double" value="250" unit="cm"/>
    <var name="external_size_depth" type="Double" value="100" unit="cm"/>
    <var name="equipment_weight" type="Double" value="200" unit="kg"/>
    <var name="startup_time" type="Double" value="20" unit="sec"/>
    <var name="shutdown_time" type="Double" value="20" unit="sec"/>
    <var name="electricpower_idling" type="Double" value="30" unit="kW"/>
    <var name="electricpower_mold_change" type="Double" value="30" unit="kW"/>
    <var name="electricpower_mold_cleanig" type="Double" value="30" unit="kW"/>
    <var name="electricpower_cylinder_cleaning" type="Double" value="30" unit="kW"/>
  </property_set>
</ebc>
```

PROOF/ÉPREUVE

© ISO 2024 – All rights reserved