
Cranes — Control layout and characteristics —

Part 5: Bridge and gantry cranes

*Appareils de levage — Organes de service — Disposition et
caractéristiques —*

Partie 5: Ponts roulants et ponts portiques

iteh Standards
(<https://standards.iteh.ai>)
Document Preview

ISO 7752-5:2021

<https://standards.iteh.ai/catalog/standards/iso/d805da75-0b27-4638-bd6b-8dba50d2d950/iso-7752-5-2021>



iTeh Standards
(<https://standards.iteh.ai>)
Document Preview

ISO 7752-5:2021

<https://standards.iteh.ai/catalog/standards/iso/d805da75-0b27-4638-bd6b-8dba50d2d950/iso-7752-5-2021>



COPYRIGHT PROTECTED DOCUMENT

© ISO 2021

All rights reserved. Unless otherwise specified, or required in the context of its implementation, no part of this publication may be reproduced or utilized otherwise in any form or by any means, electronic or mechanical, including photocopying, or posting on the internet or an intranet, without prior written permission. Permission can be requested from either ISO at the address below or ISO's member body in the country of the requester.

ISO copyright office
CP 401 • Ch. de Blandonnet 8
CH-1214 Vernier, Geneva
Phone: +41 22 749 01 11
Email: copyright@iso.org
Website: www.iso.org

Published in Switzerland

Contents

	Page
Foreword.....	iv
Introduction.....	v
1 Scope.....	1
2 Normative references.....	1
3 Terms and definitions.....	1
4 General requirements.....	1
Annex A (informative) Examples for basic control arrangement.....	2

iTeh Standards
(<https://standards.iteh.ai>)
Document Preview

[ISO 7752-5:2021](https://standards.iteh.ai/catalog/standards/iso/d805da75-0b27-4638-bd6b-8dba50d2d950/iso-7752-5-2021)

<https://standards.iteh.ai/catalog/standards/iso/d805da75-0b27-4638-bd6b-8dba50d2d950/iso-7752-5-2021>

Foreword

ISO (the International Organization for Standardization) is a worldwide federation of national standards bodies (ISO member bodies). The work of preparing International Standards is normally carried out through ISO technical committees. Each member body interested in a subject for which a technical committee has been established has the right to be represented on that committee. International organizations, governmental and non-governmental, in liaison with ISO, also take part in the work. ISO collaborates closely with the International Electrotechnical Commission (IEC) on all matters of electrotechnical standardization.

The procedures used to develop this document and those intended for its further maintenance are described in the ISO/IEC Directives, Part 1. In particular, the different approval criteria needed for the different types of ISO documents should be noted. This document was drafted in accordance with the editorial rules of the ISO/IEC Directives, Part 2 (see www.iso.org/directives).

Attention is drawn to the possibility that some of the elements of this document may be the subject of patent rights. ISO shall not be held responsible for identifying any or all such patent rights. Details of any patent rights identified during the development of the document will be in the Introduction and/or on the ISO list of patent declarations received (see www.iso.org/patents).

Any trade name used in this document is information given for the convenience of users and does not constitute an endorsement.

For an explanation of the voluntary nature of standards, the meaning of ISO specific terms and expressions related to conformity assessment, as well as information about ISO's adherence to the World Trade Organization (WTO) principles in the Technical Barriers to Trade (TBT), see www.iso.org/iso/foreword.html.

This document was prepared by Technical Committee ISO/TC 96, *Cranes*, Subcommittee SC 9, *Bridge and gantry cranes*.

This second edition cancels and replaces the first edition (ISO 7752-5:1985), which has been technically revised.

The main and minor changes compared to the previous edition are as follows:

- in the Scope, "cab driving" has been changed to "cab movement";
- old [Clause 4](#) has been moved to [Annex A](#);
- old subclause 4.2 has been removed;
- the word "driver" has been changed to "operator" to reflect the terminology used in ISO 7752-1;
- new [Clause 3](#) Terms and definitions has been added;

A list of all parts in the ISO 7752 series can be found on the ISO website.

Any feedback or questions on this document should be directed to the user's national standards body. A complete listing of these bodies can be found at www.iso.org/members.html.

Introduction

To reduce operator confusion or their incorrect control movement, this document unifies controls for certain types of cranes.

ISO 7752-1 establishes the general principles for all kinds of cranes.

iTeh Standards
(<https://standards.itih.ai>)
Document Preview

[ISO 7752-5:2021](https://standards.itih.ai/catalog/standards/iso/d805da75-0b27-4638-bd6b-8dba50d2d950/iso-7752-5-2021)

<https://standards.itih.ai/catalog/standards/iso/d805da75-0b27-4638-bd6b-8dba50d2d950/iso-7752-5-2021>

Cranes — Control layout and characteristics —

Part 5: Bridge and gantry cranes

1 Scope

This document establishes the arrangement, requirements and direction of movement of the basic controls for travelling, traversing, slewing, cab movement and load hoisting and lowering operations for all cab-operated, overhead travelling cranes and portal bridge cranes, as defined in ISO 4306-1 and ISO 4306-5.

2 Normative references

The following documents are referred to in the text in such a way that some or all of their content constitutes requirements of this document. For dated references, only the edition cited applies. For undated references, the latest edition of the referenced document (including any amendments) applies.

ISO 4306-1, *Cranes — Vocabulary — Part 1: General*

ISO 4306-5, *Cranes — Vocabulary — Part 5: Bridge and gantry cranes*

ISO 7752-1, *Cranes — Control layout and characteristics — Part 1: General principles*

3 Terms and definitions

For the purposes of this document, the terms and definitions given in ISO 4306-1, ISO 4306-5 and ISO 7752-1 apply.

ISO and IEC maintain terminological databases for use in standardization at the following addresses:

- ISO Online browsing platform: available at <https://www.iso.org/obp>
- IEC Electropedia: available at <https://www.electropedia.org/>

4 General requirements

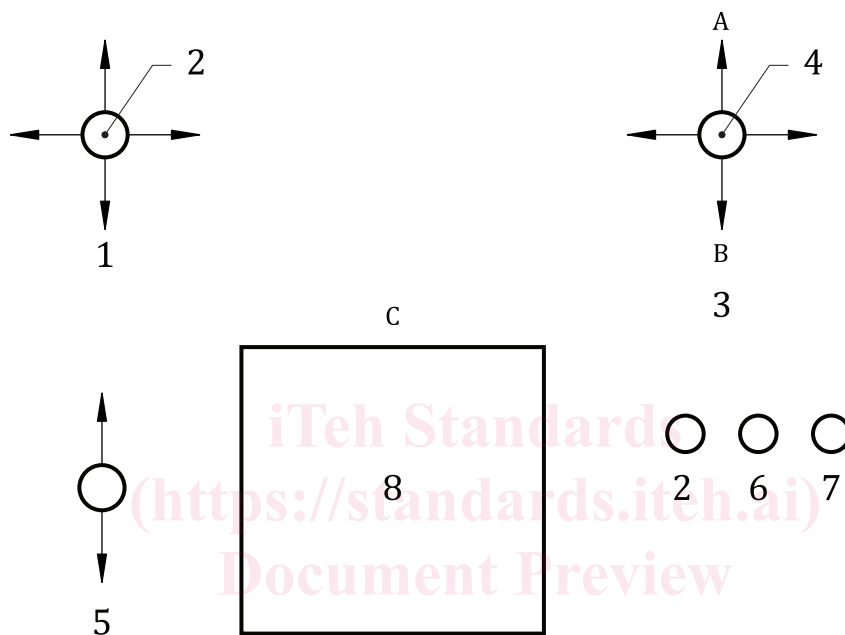
The controls for the crane shall comply with ISO 7752-1.

NOTE [Annex A](#) provides examples of basic control arrangements.

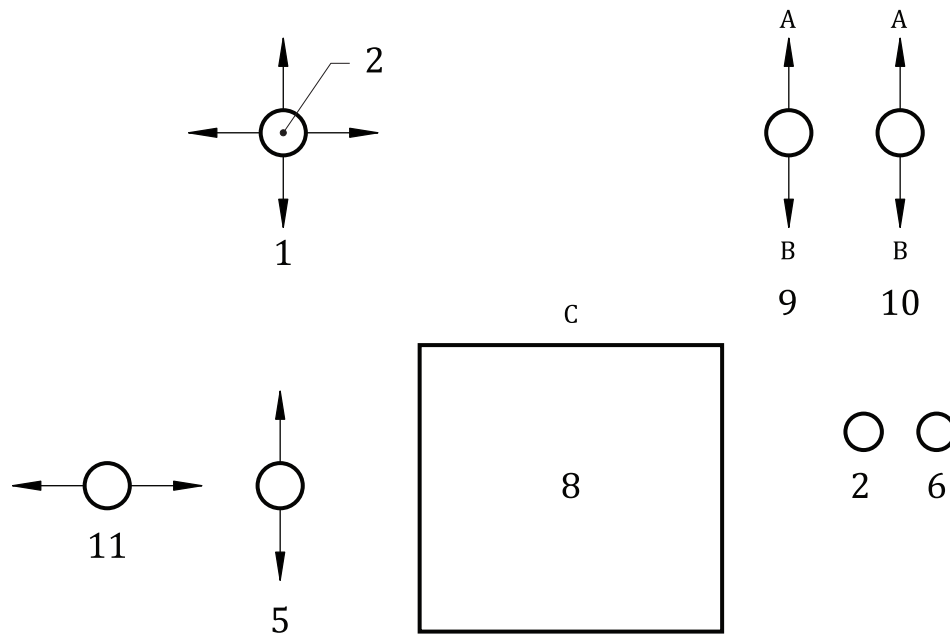
Annex A (informative)

Examples for basic control arrangement

Cabin controls, remote control and radio control, when applicable, should be arranged around and in front of the operator as shown from [Figure A.1](#) to [Figure A.10](#).



a) Overhead travelling crane, Portal bridge crane, semi-portal bridge crane

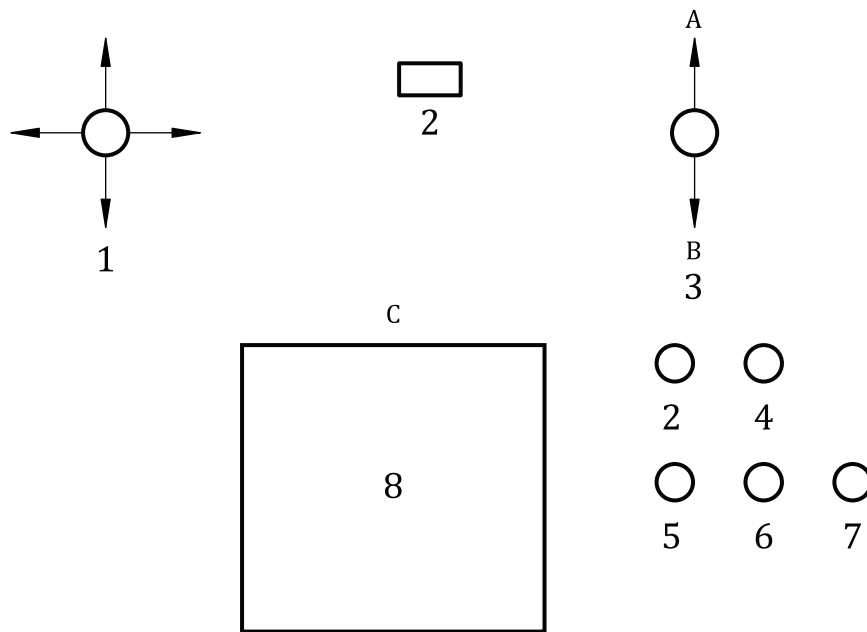


b) Overhead travelling crane, Portal bridge crane, semi-portal bridge crane with tilting hoist

Key

- 1 travelling and traversing [handle (joy stick) directions are the same as directions of movements]
- 2 alarm (in handle of joy stick, alternative locations)
- 3 main hoist and slewing [handle (joy stick) directions are the same as directions of movements]
- 4 radio 2 way (in handle of joy stick)
- 5 cab movement [handle (joy stick) directions are the same as directions of movements]
- 6 emergency stop
- 7 hoist selector where multiple hoists/trolleys are fitted
- 8 operator
- 9 main hoist
- 10 auxiliary hoist
- 11 slewing [handle (joy stick) directions are the same as directions of movements]
- A lower
- B raise
- C front

Figure A.1 — Basic control arrangement 1 a) and 1 b)



Key

- 1 travelling and traversing [handle (joy stick) directions are the same as directions of movements]
- 2 alarm (alternative locations)
- 3 hoist
- 4 emergency stop
- 5 boom up
- 6 boom stop
- 7 boom down
- 8 operator
- A lower
- B raise
- C front

Figure A.2 — Basic control arrangement 2 — Dual (Single) hoist ship-to-shore container crane