

FINAL
DRAFT

INTERNATIONAL
STANDARD

ISO/FDIS
23769

ISO/TC 136

Secretariat: UNI

Voting begins on:
2021-08-16

Voting terminates on:
2021-10-11

Furniture — Mattresses — Test methods for the determination of functional characteristics

iTeh STANDARD PREVIEW
(standards.iteh.ai)

[ISO/FDIS 23769](https://standards.iteh.ai/catalog/standards/sist/ac8a2afa-dfbd-46c9-ba60-acc36ab4726d/iso-fdis-23769)

<https://standards.iteh.ai/catalog/standards/sist/ac8a2afa-dfbd-46c9-ba60-acc36ab4726d/iso-fdis-23769>

RECIPIENTS OF THIS DRAFT ARE INVITED TO SUBMIT, WITH THEIR COMMENTS, NOTIFICATION OF ANY RELEVANT PATENT RIGHTS OF WHICH THEY ARE AWARE AND TO PROVIDE SUPPORTING DOCUMENTATION.

IN ADDITION TO THEIR EVALUATION AS BEING ACCEPTABLE FOR INDUSTRIAL, TECHNOLOGICAL, COMMERCIAL AND USER PURPOSES, DRAFT INTERNATIONAL STANDARDS MAY ON OCCASION HAVE TO BE CONSIDERED IN THE LIGHT OF THEIR POTENTIAL TO BECOME STANDARDS TO WHICH REFERENCE MAY BE MADE IN NATIONAL REGULATIONS.



Reference number
ISO/FDIS 23769:2021(E)

© ISO 2021

iTeh STANDARD PREVIEW (standards.iteh.ai)

[ISO/FDIS 23769](https://standards.iteh.ai/catalog/standards/sist/ac8a2afa-dfbd-46c9-ba60-acc36ab4726d/iso-fdis-23769)

<https://standards.iteh.ai/catalog/standards/sist/ac8a2afa-dfbd-46c9-ba60-acc36ab4726d/iso-fdis-23769>



COPYRIGHT PROTECTED DOCUMENT

© ISO 2021

All rights reserved. Unless otherwise specified, or required in the context of its implementation, no part of this publication may be reproduced or utilized otherwise in any form or by any means, electronic or mechanical, including photocopying, or posting on the internet or an intranet, without prior written permission. Permission can be requested from either ISO at the address below or ISO's member body in the country of the requester.

ISO copyright office
CP 401 • Ch. de Blandonnet 8
CH-1214 Vernier, Geneva
Phone: +41 22 749 01 11
Email: copyright@iso.org
Website: www.iso.org

Published in Switzerland

Contents

	Page
Foreword	iv
Introduction	v
1 Scope	1
2 Normative references	1
3 Terms and definitions	1
4 General test conditions	2
4.1 Preliminary preparation.....	2
4.2 Tolerances.....	2
5 Test apparatus	2
5.1 Standard test bed base for mattresses.....	2
5.2 Side support profile.....	2
5.3 Standard table/test board (measuring).....	3
5.4 Loading pad.....	3
5.5 Equipment for recording the load/deflection curves.....	4
5.6 Equipment for the durability test.....	5
5.7 Edge loading pad.....	5
6 Test procedure	5
6.1 General.....	5
6.2 Durability of mattress surface.....	6
6.3 Durability of mattress edge.....	6
7 Functional characteristics	7
7.1 General.....	7
7.2 Preload.....	7
7.3 Load/deflection curve.....	7
7.4 Determination of height loss.....	8
7.5 Determination of hardness value.....	8
7.6 Determination of firmness rating.....	9
8 Test report	10
Annex A (normative) Edge loading pad data	11
Annex B (informative) Impact test	13

Foreword

ISO (the International Organization for Standardization) is a worldwide federation of national standards bodies (ISO member bodies). The work of preparing International Standards is normally carried out through ISO technical committees. Each member body interested in a subject for which a technical committee has been established has the right to be represented on that committee. International organizations, governmental and non-governmental, in liaison with ISO, also take part in the work. ISO collaborates closely with the International Electrotechnical Commission (IEC) on all matters of electrotechnical standardization.

The procedures used to develop this document and those intended for its further maintenance are described in the ISO/IEC Directives, Part 1. In particular, the different approval criteria needed for the different types of ISO documents should be noted. This document was drafted in accordance with the editorial rules of the ISO/IEC Directives, Part 2 (see www.iso.org/directives).

Attention is drawn to the possibility that some of the elements of this document may be the subject of patent rights. ISO shall not be held responsible for identifying any or all such patent rights. Details of any patent rights identified during the development of the document will be in the Introduction and/or on the ISO list of patent declarations received (see www.iso.org/patents).

Any trade name used in this document is information given for the convenience of users and does not constitute an endorsement.

For an explanation of the voluntary nature of standards, the meaning of ISO specific terms and expressions related to conformity assessment, as well as information about ISO's adherence to the World Trade Organization (WTO) principles in the Technical Barriers to Trade (TBT), see www.iso.org/iso/foreword.html.

This document was prepared by Technical Committee 136, furniture.

Any feedback or questions on this document should be directed to the user's national standards body. A complete listing of these bodies can be found at www.iso.org/members.html.

Introduction

This document does not give any product requirements. Where no requirements document is available the desired functional characteristics should be determined by the specifier.

iTeh STANDARD PREVIEW
(standards.iteh.ai)

[ISO/FDIS 23769](https://standards.iteh.ai/catalog/standards/sist/ac8a2afa-dfbd-46c9-ba60-acc36ab4726d/iso-fdis-23769)

<https://standards.iteh.ai/catalog/standards/sist/ac8a2afa-dfbd-46c9-ba60-acc36ab4726d/iso-fdis-23769>

iTeh STANDARD PREVIEW
(standards.iteh.ai)

ISO/FDIS 23769

<https://standards.iteh.ai/catalog/standards/sist/ac8a2afa-dfbd-46c9-ba60-acc36ab4726d/iso-fdis-23769>

Furniture — Mattresses — Test methods for the determination of functional characteristics

1 Scope

This document specifies test methods for the determination of the durability, height loss and hardness of mattresses with a height ≥ 100 mm (and mattress pads when they form a unit with the mattress).

This document applies to adult mattresses for domestic and non-domestic use. It does not apply to water mattresses, air mattresses or standalone mattress pads.

Test methods for the assessment of aging, degradation, fire resistance and electrical functions are not included.

2 Normative references

The following documents are referred to in the text in such a way that some or all of their content constitutes requirements of this document. For dated references, only the edition cited applies. For undated references, the latest edition of the referenced document (including any amendments) applies.

EN 1334, *Domestic furniture — Beds and mattresses — Methods of measurement and recommended tolerances*

3 Terms and definitions

ISO/FDIS 23769

<https://standards.iteh.ai/catalog/standards/sist/ac8a2afa-dfbd-46c9-ba60->

For the purposes of this document, the following terms and definitions apply.

ISO and IEC maintain terminological databases for use in standardization at the following addresses:

- ISO Online browsing platform: available at <https://www.iso.org/obp>
- IEC Electropedia: available at <https://www.electropedia.org/>

3.1

load curve

deflection curve

curves that are obtained by pressing a load pad into the mattress and measuring the associated value of indentation and force simultaneously

3.2

hardness value

H

determined from load/deflection measurement, in N/mm

3.3

firmness rating

H_s

number (1 decimal) on a scale from 1 to 10 which expresses the firmness of a mattress

3.4

height loss

change in the height of a mattress, in mm, as a result of the durability test

3.5 mattress pad

product, comprising a cover and filling (s), or filling material (s) alone, used in conjunction with a mattress or upholstered bed base

Note 1 to entry: This product is not intended to be used separately.

4 General test conditions

4.1 Preliminary preparation

The tests shall be carried out in indoor ambient conditions at a temperature between 15 °C and 25 °C. If during a test the temperature is outside of the range of 15 °C to 25 °C, the maximum and/or minimum temperature shall be recorded in the test report.

All conditioning shall be carried out in a standardised climate of (23 ± 2) °C and (50 ± 5) % relative humidity (RH).

During conditioning and handling, mattresses shall be kept flat and unloaded.

If a test cannot be carried out as specified, e.g. because a loading pad cannot be used for the application of a force due to the design of product, the test shall be carried out as far as possible as specified.

If necessary, mattress pads shall be prevented from moving during testing by a suitable means, e.g. adhesive tape or pins.

If the product information states that the mattress has a soft side and a firm side, both sides shall be tested using separate mattresses.

4.2 Tolerances

[ISO/FDIS 23769
https://standards.iteh.ai/catalog/standards/sist/ac8a2afa-dfbd-46c9-ba60-acc36ab4726d/iso-fdis-23769](https://standards.iteh.ai/catalog/standards/sist/ac8a2afa-dfbd-46c9-ba60-acc36ab4726d/iso-fdis-23769)

Unless otherwise stated the following tolerance are applicable to the test equipment:

- a) all forces shall have an accuracy of ± 5 % of the nominal force;
- b) all masses an accuracy of $\pm 0,5$ % of the nominal mass;
- c) all dimensions less than 200 mm shall have an accuracy of ± 1 mm of the nominal dimension; the other dimensions shall have an accuracy of $\pm 0,5$ %;
- d) the tolerance for position of loading pads shall be ± 5 mm;
- e) the tolerance for measuring point shall be ± 20 mm.

NOTE For the purposes of uncertainty measurement, test results are not considered to be adversely affected when the above tolerances are met.

5 Test apparatus

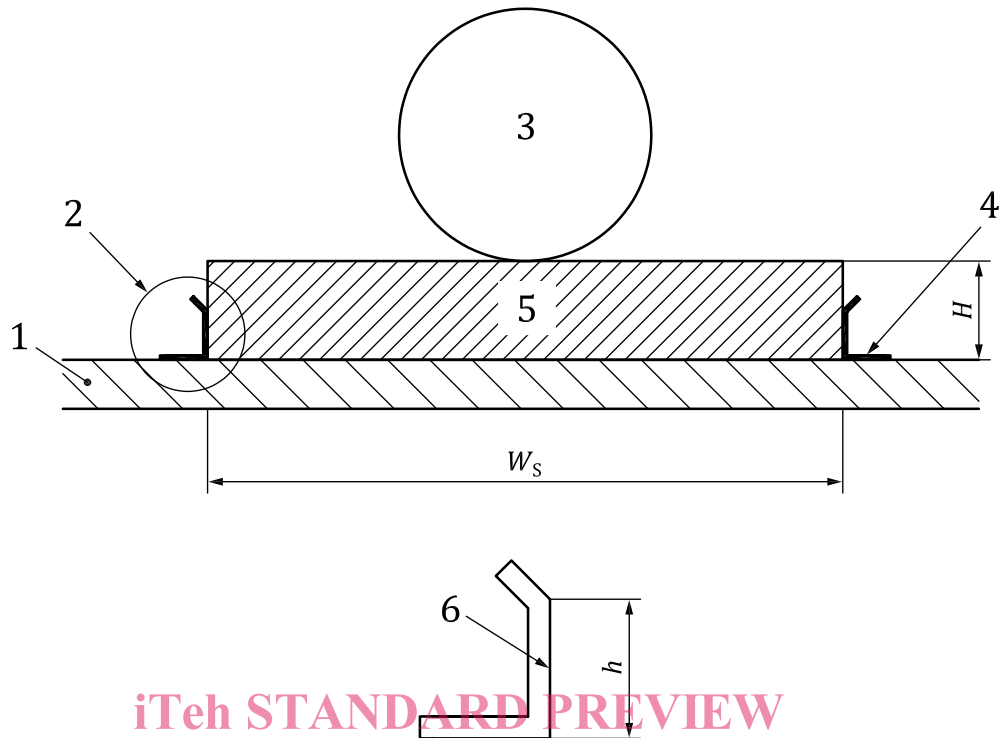
5.1 Standard test bed base for mattresses

Rigid, horizontal, flat and smooth.

5.2 Side support profile

The mattress shall be prevented from moving during durability test by two side support profiles as illustrated in [Figure 1](#). The internal distance between the supports (W_s) shall be equal to the width of the mattress measured according to EN 1334, ± 10 mm. The height of the support profiles (h) shall

not exceed one third of the mattress thickness (H), measured according to EN 1334. The length of the support profiles shall be at least equal to the length of the test unit.



iTeh STANDARD PREVIEW
(standards.iteh.ai)

Key

- | | | | |
|-------|---------------------------|-----|--|
| 1 | standard test bed base | 4 | side support profile |
| 2 | side support profiles | 5 | mattress |
| 3 | roller | 6 | enlargement of side support profiles (2) |
| H | height of mattress | h | height of support profiles |
| W_s | distance between supports | | |

Figure 1 — Side support profile

5.3 Standard table/test board (measuring)

Horizontal, flat and smooth surface, large enough to fully support the mattress in any measuring position. At the loading position, the deflection shall not exceed 1 mm under 1 000 N load. The overall flatness tolerance of the test board shall be 2 mm/1 000 mm.

5.4 Loading pad

Rigid circular object 355 mm in diameter the face of which has a convex spherical curvature of (800 ± 20) mm radius with a 20 mm front edge radius (see [Figure 2](#)).

The loading pad shall have a smooth surface and shall be mounted to the loading system of the test machine ([5.5](#)) by a ball joint as close as possible to the indenter surface (see [Figure 2](#)).

Dimensions in millimetres

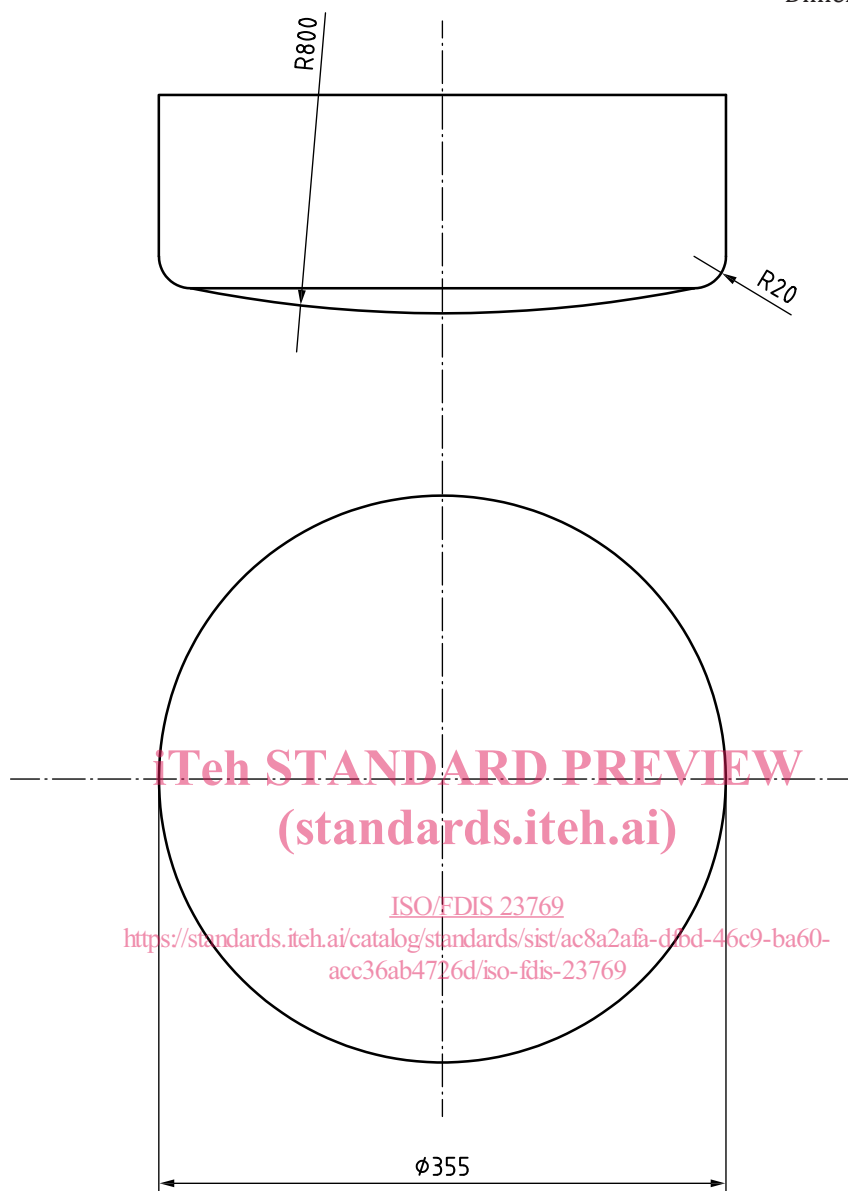


Figure 2 — Loading pad

5.5 Equipment for recording the load/deflection curves

The equipment for recording the load/deflection curves shall be loading pad (5.4) and a testing machine capable of applying a vertical downward load up to 1 000 N.

The travel speed for both loading and unloading shall be (90 ± 5) mm/min.

Load and height with reference to a fixed datum shall be measured.

The accuracy of the height measuring system shall be $\pm 0,5$ mm or better.

The accuracy of the load measuring system shall be ± 1 % of the max load (1 000 N) or better.

The equipment shall be so that horizontal forces do not influence the measurement.

5.6 Equipment for the durability test

The equipment consists of a roller with dimensions and a shape illustrated in [Figure 3](#) and a mechanism capable of relative horizontal movement of the roller on the unit surface.

The roller surface shall be hard, smooth and without scratches or other surface defects.

The total rolling system shall apply a load of $(1\,400 \pm 7)$ N measured in the static condition.

The roller shall have a rotation moment of inertia of $0,5 \text{ kgm}^2 \pm 0,05 \text{ kgm}^2$. The roller shall be free to pivot along its longitudinal and lateral axis relative to the horizontal.

The roller shall be capable of following the surface of the mattress, and it shall be free to move up and down to follow the mattress surface.

The forces on the roller shall act horizontally at the centre point. The motion shall be approximately sinusoidal (within $\pm 10\%$) and symmetrical along the longitudinal symmetry axis of the unit. The frequency shall be (16 ± 2) cycles per minute.

Dimensions in millimetres




Figure 3 — Roller

5.7 Edge loading pad

The edge loading pad is a naturalistically shaped rigid indenter with a hard, smooth surface having overall dimensions within the limits shown in [Figure A.1](#).

For details of design, see [Annex A](#).

6 Test procedure

6.1 General

All tests shall be carried out on the same mattress and in the sequence as the clauses are numbered in this document.

The mattress shall be tested for durability with the standard test bed base for mattresses ([5.1](#)) with side support profiles ([5.2](#)).