
**Assessment of conformity of plastics
piping systems for the rehabilitation
of existing pipelines —**

**Part 1:
Polyethylene (PE) material**

iTeh STANDARD PREVIEW
*L'évaluation de la conformité des systèmes de canalisations en
plastique destinés à la réhabilitation des réseaux existantes —
Partie 1: Matériau Polyéthylène (PE)*
(standards.iteh.ai)

[ISO/TS 23818-1:2020](https://standards.iteh.ai/catalog/standards/sist/b6c4e6bc-5e95-4c76-ad88-f25aba9be43e/iso-ts-23818-1-2020)

[https://standards.iteh.ai/catalog/standards/sist/b6c4e6bc-5e95-4c76-ad88-
f25aba9be43e/iso-ts-23818-1-2020](https://standards.iteh.ai/catalog/standards/sist/b6c4e6bc-5e95-4c76-ad88-f25aba9be43e/iso-ts-23818-1-2020)



iTeh STANDARD PREVIEW
(standards.iteh.ai)

ISO/TS 23818-1:2020
<https://standards.iteh.ai/catalog/standards/sist/b6c4e6bc-5e95-4c76-ad88-f25aba9be43e/iso-ts-23818-1-2020>



COPYRIGHT PROTECTED DOCUMENT

© ISO 2020

All rights reserved. Unless otherwise specified, or required in the context of its implementation, no part of this publication may be reproduced or utilized otherwise in any form or by any means, electronic or mechanical, including photocopying, or posting on the internet or an intranet, without prior written permission. Permission can be requested from either ISO at the address below or ISO's member body in the country of the requester.

ISO copyright office
CP 401 • Ch. de Blandonnet 8
CH-1214 Vernier, Geneva
Phone: +41 22 749 01 11
Fax: +41 22 749 09 47
Email: copyright@iso.org
Website: www.iso.org

Published in Switzerland

Contents

	Page
Foreword	iv
Introduction	v
1 Scope	1
2 Normative references	1
3 Terms and definitions	2
3.1 Assessment of conformity	3
3.2 Rehabilitation general	6
4 Abbreviated terms	7
5 General	8
6 Testing and inspection	8
6.1 Grouping	8
6.1.1 General	8
6.1.2 Size groups	8
6.1.3 Fitting groups	9
6.2 Type testing	9
6.3 Batch release tests	10
6.4 Process verification tests	10
6.5 Audit tests	10
6.6 Indirect tests	10
6.7 Test records	11
Annex A (normative) Test procedures for plastics piping systems for the rehabilitation of networks for underground non-pressure drainage and sewerage	12
Annex B (normative) Test procedures for plastics piping systems for the rehabilitation of networks for drainage and sewerage under pressure, and for water and gas supply	20
Annex C (normative) Specification of new system (N), change in design (D), change in material (M) and extension of the product range (E)	37
Annex D (normative) Testing and inspection of fabricated fittings	38
Annex E (normative) Summary tables of scheme requirements	41
Bibliography	44

Foreword

ISO (the International Organization for Standardization) is a worldwide federation of national standards bodies (ISO member bodies). The work of preparing International Standards is normally carried out through ISO technical committees. Each member body interested in a subject for which a technical committee has been established has the right to be represented on that committee. International organizations, governmental and non-governmental, in liaison with ISO, also take part in the work. ISO collaborates closely with the International Electrotechnical Commission (IEC) on all matters of electrotechnical standardization.

The procedures used to develop this document and those intended for its further maintenance are described in the ISO/IEC Directives, Part 1. In particular, the different approval criteria needed for the different types of ISO documents should be noted. This document was drafted in accordance with the editorial rules of the ISO/IEC Directives, Part 2 (see www.iso.org/directives).

Attention is drawn to the possibility that some of the elements of this document may be the subject of patent rights. ISO shall not be held responsible for identifying any or all such patent rights. Details of any patent rights identified during the development of the document will be in the Introduction and/or on the ISO list of patent declarations received (see www.iso.org/patents).

Any trade name used in this document is information given for the convenience of users and does not constitute an endorsement.

For an explanation of the voluntary nature of standards, the meaning of ISO specific terms and expressions related to conformity assessment, as well as information about ISO's adherence to the World Trade Organization (WTO) principles in the Technical Barriers to Trade (TBT) see www.iso.org/iso/foreword.html.

This document was prepared by Technical Committee ISO/TC 138, *Plastics pipes, fittings and valves for the transport of fluids*, Subcommittee SC 8, *Rehabilitation of pipeline systems*.

A list of all parts in the ISO/TS 23818 series can be found on the ISO website.

Any feedback or questions on this document should be directed to the user's national standards body. A complete listing of these bodies can be found at www.iso.org/members.html.

Introduction

System standards dealing with the following applications are either available or in preparation for pipeline rehabilitation:

- ISO 11296, *Plastics piping systems for renovation of underground non-pressure drainage and sewerage networks*;
- ISO 11297, *Plastics piping systems for renovation of underground drainage and sewerage networks under pressure*;
- ISO 11298, *Plastics piping systems for renovation of underground water supply networks*;
- ISO 11299, *Plastics piping systems for renovation of underground gas supply networks*;
- ISO 21225, *Plastics piping systems for the trenchless replacement of underground pipeline networks*.

These system standards are distinguished from those for conventionally installed plastics piping systems by the requirement to verify certain characteristics in the as-installed condition, after site processing. This is in addition to specifying requirements for plastics piping system components as manufactured.

For the assessment of conformity, three Technical Specifications for pipes of distinct materials are applicable:

- ISO/TS 23818-1 (this document), *Assessment of conformity of plastics piping systems for the rehabilitation of existing pipelines — Part 1: Polyethylene (PE) material*;
- ISO/TS 23818-2¹⁾, *Assessment of conformity of plastics piping systems for the rehabilitation of existing pipelines — Part 2: Resin-fibre composite (RFC) material*;
- ISO/TS 23818-3²⁾, *Assessment of conformity of plastics piping systems for the rehabilitation of existing pipelines — Part 3: Unplasticized poly(vinyl chloride) (PVC-U) material*.

These three Technical Specifications cover the system standards, as presented in [Table 1](#).

1) Under preparation. Stage at the time of publication: ISO/WD TS 23818-2:2020.

2) Under preparation. Stage at the time of publication: ISO/WD TS 23818-3:2020

Table 1 — Structure of Technical Specifications for assessment of conformity

Technical Specification	Material	Technique	Application			
			Non-pressure drainage and sewerage networks	Drainage and sewerage networks under pressure	Water supply networks	Gas supply networks
ISO/TS 23818-1	PE	LINING WITH CONTINUOUS PIPES, CLOSE-FIT PIPES AND SPIRALLY WOUND PIPES	ISO 11296-2 ISO 11296-3 ISO 11296-7	ISO 11297-2 ISO 11297-3	ISO 11298-2 ISO 11298-3	ISO 11299-2 ISO 11299-3
		TRENCHLESS REPLACEMENT USING PIPE BURSTING, PIPE EXTRACTION, HORIZONTAL DRILLING AND IMPACT MOLING	ISO 21225-1 ISO 21225-2	ISO 21225-1 ISO 21225-2	ISO 21225-1 ISO 21225-2	ISO 21225-1 ISO 21225-2
ISO/TS 23818-2 ^a	RFC	LINING WITH CURED-IN-PLACE PIPES (CIPP)	ISO 11296-4	ISO 11297-4	ISO 11298-4 ^a	—
ISO/TS 23818-3 ^a	PVC-U	LINING WITH CLOSE-FIT PIPES	ISO 11296-3	—	—	—
		AND SPIRALLY WOUND PIPES	ISO 11296-7	—	—	—

^a Under preparation. Stage at the time of publication: ISO/DIS 11298-4.

The format of the three Technical Specifications is in line with technical specifications for assessment of conformity to other system standards, apart from presenting the detailed requirements for inspection and testing in two annexes, for non-pressure applications and pressure applications (where applicable) respectively.

The format is schematically represented in Figure 1.

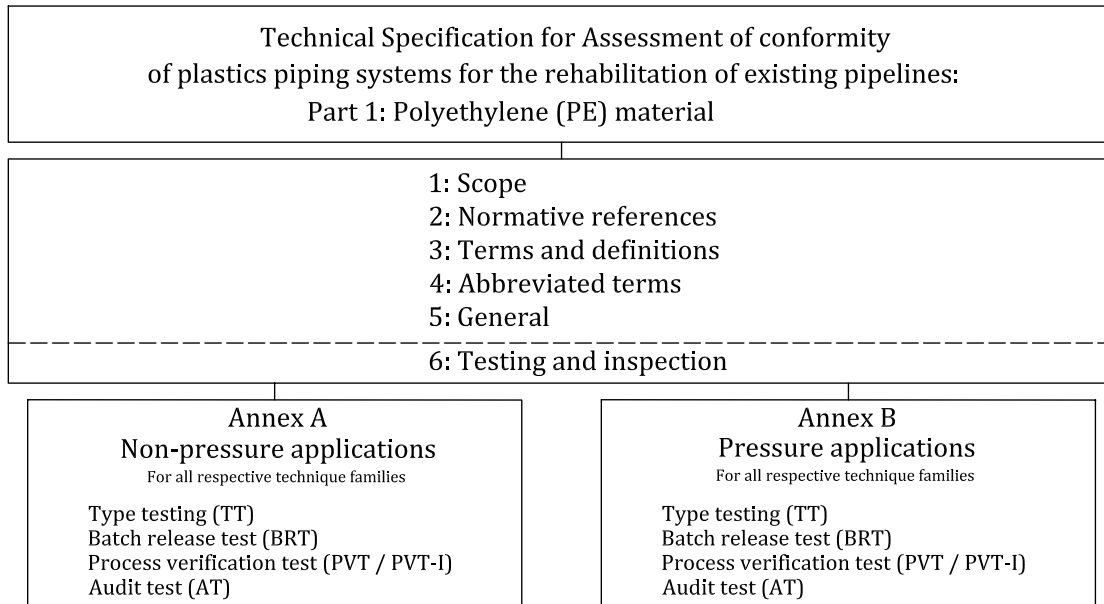


Figure 1 — Format of the Technical Specifications for conformity assessment

Figures 2 and 3 are intended to provide general information on the concept of testing and organisation of those tests used for the purpose of the assessment of conformity. For each type of test, i.e. type testing (TT), batch release test (BRT), process verification test (PVT), and audit test (AT), this document details the applicable characteristics to be assessed as well as the frequency and sampling of testing.

A typical scheme for the assessment of conformity of PE pipes, fittings, joints or assemblies by manufacturers is given in [Figure 2](#).

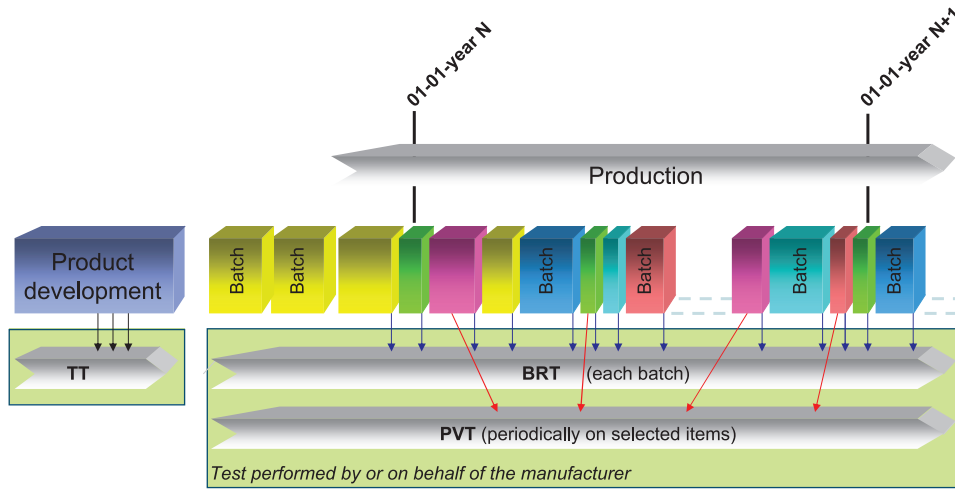


Figure 2 — Typical scheme for the assessment of conformity by a manufacturer

A typical scheme for the assessment of conformity of PE pipes, fittings, joints or assemblies by manufacturers, including certification, is given in [Figure 3](#).

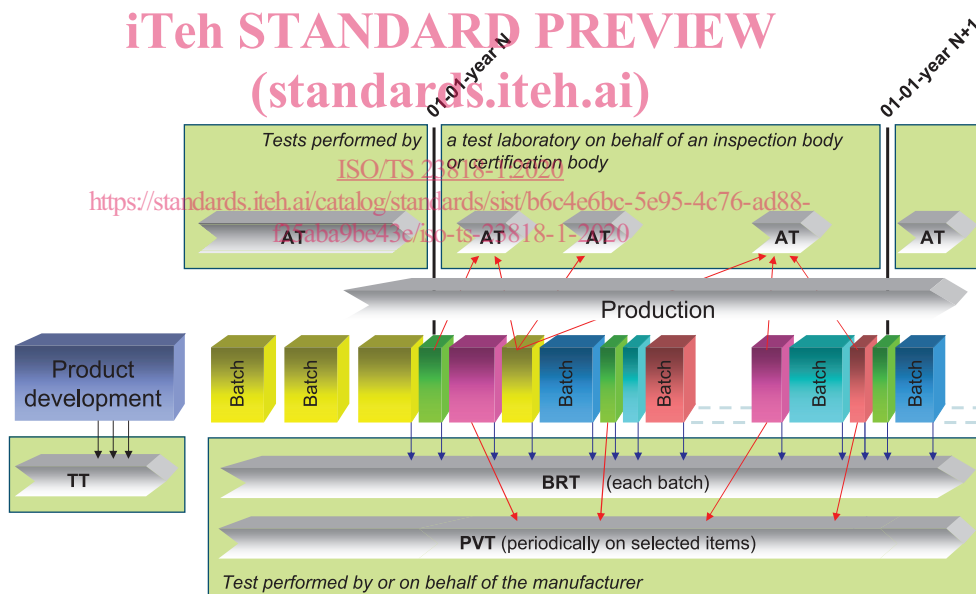


Figure 3 — Typical scheme for the assessment of conformity by a manufacturer, including certification

iTeh STANDARD PREVIEW
(standards.iteh.ai)

[ISO/TS 23818-1:2020](https://standards.iteh.ai/catalog/standards/sist/b6c4e6bc-5e95-4c76-ad88-f25aba9be43e/iso-ts-23818-1-2020)

<https://standards.iteh.ai/catalog/standards/sist/b6c4e6bc-5e95-4c76-ad88-f25aba9be43e/iso-ts-23818-1-2020>

Assessment of conformity of plastics piping systems for the rehabilitation of existing pipelines —

Part 1: Polyethylene (PE) material

1 Scope

This document provides a scheme for the assessment of conformity of PE products and assemblies for the rehabilitation of existing pipelines, in accordance with the applicable parts of ISO 11296, ISO 11297, ISO 11298, ISO 11299 and ISO 21225, and intended to be included in the manufacturer's quality plan as part of the quality management system and for the establishment of certification procedures.

NOTE In order to help the reader, summary tables of overall scheme requirements are provided in [Annex E](#).

2 Normative references

The following documents are referred to in the text in such a way that some or all of their content constitutes requirements of this document. For dated references, only the edition cited applies. For undated references, the latest edition of the referenced document (including any amendments) applies.

ISO 4427-1, *Plastics piping systems for water supply and for drainage and sewerage under pressure — Polyethylene (PE) — Part 1: General* [ISO/TS 23818-1:2020](#)

ISO 4427-2, *Plastics piping systems for water supply, and for drainage and sewerage under pressure — Polyethylene (PE) — Part 2: Pipes* <https://standards.iteh.ai/catalog/standards/sist/b6c4e6bc-5e95-4c76-ad88-123aba9bc45c/iso-ts-23818-1-2020>

ISO 4427-3, *Plastics piping systems for water supply, and for drainage and sewerage under pressure — Polyethylene (PE) — Part 3: Fittings*

ISO 4437-1:2014, *Plastics piping systems for the supply of gaseous fuels — Polyethylene (PE) — Part 1: General*

ISO 4437-2:2014, *Plastics piping systems for the supply of gaseous fuels — Polyethylene (PE) — Part 2: Pipes*

ISO 4437-3:2014, *Plastics piping systems for the supply of gaseous fuels — Polyethylene (PE) — Part 3: Fittings*

ISO 6259-1, *Thermoplastics pipes — Determination of tensile properties — Part 1: General test method*

ISO 11296-1:2018, *Plastics piping systems for renovation of underground non-pressure drainage and sewerage networks — Part 1: General*

ISO 11296-2:2018, *Plastics piping systems for renovation of underground non-pressure drainage and sewerage networks — Part 2: Lining with continuous pipes*

ISO 11296-3:2018, *Plastics piping systems for renovation of underground non-pressure drainage and sewerage networks — Part 3: Lining with close-fit pipes*

ISO 11296-7:2019, *Plastics piping systems for renovation of underground non-pressure drainage and sewerage networks — Part 7: Lining with spirally-wound pipes*

ISO 11297-1:2018, *Plastics piping systems for renovation of underground drainage and sewerage networks under pressure — Part 1: General*

ISO/TS 23818-1:2020(E)

ISO 11297-2:2018, *Plastics piping systems for renovation of underground drainage and sewerage networks under pressure — Part 2: Lining with continuous pipes*

ISO 11297-3:2018, *Plastics piping systems for renovation of underground drainage and sewerage networks under pressure — Part 3: Lining with close-fit pipes*

ISO 11298-1:2018, *Plastics piping systems for renovation of underground water supply networks — Part 1: General*

ISO 11298-2:2018, *Plastics piping systems for renovation of underground water supply networks — Part 2: Lining with continuous pipes*

ISO 11298-3:2018, *Plastics piping systems for renovation of underground water supply networks — Part 3: Lining with close-fit pipes*

ISO 11299-1:2018, *Plastics piping systems for renovation of underground gas supply networks — Part 1: General*

ISO 11299-2:2018, *Plastics piping systems for renovation of underground gas supply networks — Part 2: Lining with continuous pipes*

ISO 11299-3:2018, *Plastics piping systems for renovation of underground gas supply networks — Part 3: Lining with close-fit pipes*

ISO 12162, *Thermoplastics materials for pipes and fittings for pressure applications — Classification, designation and design coefficient*

ISO 13477, *Thermoplastics pipes for the conveyance of fluids — Determination of resistance to rapid crack propagation (RCP) — Small-scale steady-state test (S4 test)*

ISO 13478, *Thermoplastics pipes for the conveyance of fluids — Determination of resistance to rapid crack propagation (RCP) — Full-scale test (FST)*

ISO 21225-1:2018, *Plastics piping systems for the trenchless replacement of underground pipeline networks — Part 1: Replacement on the line by pipe bursting and pipe extraction*

ISO 21225-2:2018, *Plastics piping systems for the trenchless replacement of underground pipeline networks — Part 2: Replacement off the line by horizontal directional drilling and impact moling*

ISO 21751, *Plastics pipes and fittings — Decohesion test of electrofusion assemblies — Strip-bend test*

3 Terms and definitions

For the purposes of this document, the terms and definitions given in the applicable parts of ISO 11296, ISO 11297, ISO 11298, ISO 11299, ISO 21225 and the following apply.

ISO and IEC maintain terminological databases for use in standardization at the following addresses:

- ISO Online browsing platform: available at <https://www.iso.org/obp>
- IEC Electropedia: available at <http://www.electropedia.org/>

3.1 Assessment of conformity

3.1.1

certification body

impartial body, governmental or non-governmental, possessing the necessary competence and responsibility to carry out certification of conformity according to given rules of procedure and management

Note 1 to entry: A certification body should preferably operate in accordance with ISO/IEC 17021-1^[4] or ISO/IEC 17065^[6].

3.1.2

inspection body

body that performs inspection

Note 1 to entry: An inspection body can be an organization, or part of an organization.

Note 2 to entry: An inspection body should preferably operate in accordance with ISO/IEC 17020^[3] or ISO/IEC 17021-1^[4].

[SOURCE: ISO/IEC 17020:2012^[3], 3.5, modified — Note 2 to entry added.]

3.1.3

testing laboratory

laboratory which measures, tests, calibrates or otherwise determines the characteristics of the performance of *materials* (3.1.13) and products

Note 1 to entry: In the context of this document, the materials and products can be subjected to *type testing* (3.1.6), *batch release test* (3.1.7), *process verification test* (3.1.8), *audit test* (3.1.10), and *witness test* (3.1.12), as applicable.

Note 2 to entry: A testing laboratory should preferably operate in accordance with ISO/IEC 17025^[5].

3.1.4

quality management system

part of a management system with regard to quality

Note 1 to entry: Requirements for quality management systems are given in ISO 9001^[2].

[SOURCE: ISO 9000:2015, 3.5.4, modified — Note 1 to entry added.]

3.1.5

quality plan

document setting out the specific quality practices, resources and sequence of activities relevant to a particular product or range of products

3.1.6

type testing

TT

testing performed to prove that the *material* (3.1.13), pipe, *joint* (3.1.21) or *assembly* (3.1.23) is capable of conforming to the requirements given in the relevant standard

Note 1 to entry: The type test results should remain valid until there is a change in the material or product or assembly provided that the *process verification tests* (3.1.8) are done regularly.

3.1.7

batch release test

BRT

test performed by or on behalf of the manufacturer on a batch of PE products, which has to be satisfactorily completed before the batch can be released

3.1.8

process verification test

PVT

test performed by or on behalf of the manufacturer on PE products at specific intervals to confirm that the process continues to be capable of producing products which conform to the requirements given in the relevant standard

Note 1 to entry: Such tests are not required to release batches of products and are carried out as a measure of process control.

3.1.9

process verification test at the "I" stage

PVT-I

test performed by or on behalf of the manufacturer or installer at specific intervals during the installation process to confirm that the process as specified in the installation manual continues to be capable of producing installed products which conform to the requirements given in the relevant standard

Note 1 to entry: Such tests are not required to release batches of products and are carried out as a measure of process control.

3.1.10

audit test

AT

test performed by a test laboratory on behalf of an *inspection body* (3.1.2) or *certification body* (3.1.1) to confirm that the product continues to conform to the requirements given in the relevant standard

3.1.11

indirect test

IT

test performed by or on behalf of the manufacturer, different from that specified test for that particular characteristic, having previously verified its correlation with the specified test

3.1.12

witness test

WT

test accepted by an inspection or a *certification body* (3.1.1) for *type testing* (3.1.6) and/or *audit test* (3.1.10), which is carried out by or on behalf of the manufacturer and supervised by a representative of the inspection or certification body, competent in testing

3.1.13

material

generic term for compositions grouped by families, expressed by generic names, e.g. polypropylene, stainless steel, brass or EPDM

Note 1 to entry: Definition from European Commission, Directorate-General for Enterprise and Industry, Sub-group on Product Testing Procedures (EC, DG ENT and IND, SG PTP).

3.1.14

material batch

clearly identified quantity of a given homogeneous compound manufactured under uniform conditions and defined and identified by the compound manufacturer

3.1.15

product

pipe, fitting, or valve of a clearly identified type intended to be a part of a piping system which the manufacturer puts on the market

3.1.16**product batch**

clearly identified collection of products, manufactured consecutively or continuously under the same conditions, using the same compound conforming to the same specification

Note 1 to entry: The production batch is defined and identified by the product manufacturer.

3.1.17**lot**

clearly identifiable sub-division of a batch for inspection purposes

3.1.18**sample**

one or more products drawn from the same production batch or *lot* (3.1.17), selected at random without regard to their quality

Note 1 to entry: The number of products in the sample is the sample size.

3.1.19**group**

collection of similar products from which *samples* (3.1.18) are selected for testing purposes

3.1.20**component**

product manufactured out of a specific composition compound brought to the market as part of another product or as a spare part.

Note 1 to entry: For drinking water application, components may be considered as products and be individually approved (e.g. O-ring, gasket) or they are tested as an integral part of a finished product (e.g. in a valve).

3.1.21**joint**

connection between two products

ISO/TS 23818-1:2020

<https://standards.iteh.ai/catalog/standards/sist/b6c4e6bc-5e95-4c76-ad88-25aba9be43e/iso-ts-23818-1-2020>

3.1.22**assembled product**

assembled final product using two or more single parts

3.1.23**assembly**

product that can be dismantled into a set of *components* (3.1.20)

EXAMPLE A test piece consisting of various products.

3.1.24**sampling plan**

specification of the type of sampling to be used combined with the operational specification of the entities or increments to be taken, the *samples* (3.1.18) to be constituted and the measurements or tests to be made

EXAMPLE A specific plan which indicates the number of units of products or assemblies to be inspected.

3.1.25**product type**

generic description of a product

EXAMPLE A pipe or fitting or valve or their main parts, of the same design, from a particular compound.

3.1.26**cavity**

<moulding> space within a mould to be filled to form the moulded product

EXAMPLE That part of an injection mould which gives the form to the injection-moulded product.

3.2 Rehabilitation general

3.2.1

rehabilitation

measures for restoring or upgrading the performance of existing systems, including *renovation* (3.2.2), *repair* (3.2.4) and *replacement* (3.2.3)

3.2.2

renovation

work incorporating all or part of the original fabric of the pipeline, by means of which its current performance is improved

3.2.3

replacement

construction of a new pipeline, on or off the line of an existing pipeline, where the function of the new pipeline system incorporates that of the old

3.2.4

repair

rectification of local damage

3.2.5

lining pipe

pipe inserted for *renovation* (3.2.2) purposes

3.2.6

characteristic

property, dimension or other feature of a *material* (3.1.13) or *component* (3.1.20)

3.2.7

"M" stage

stage as manufactured, before any subsequent site processing of *components* (3.1.20) associated with the particular *renovation* (3.2.2) technique

3.2.8

"I" stage

stage as installed, i.e. in final configuration after any site processing of *components* (3.1.20) associated with the particular *renovation* (3.2.2) technique

3.2.9

nominal size

DN

<DN> numerical designation of the size of a *component* (3.1.20), which is a convenient round number approximately equal to the inside or outside diameter in millimetres

3.2.10

nominal size

DN/OD

<DN/OD> numerical designation of the size of a component related to the outside diameter

[SOURCE: ISO 4427-1:2019, 3.1.1]

3.2.11

nominal outside diameter

d_n

specified outside diameter assigned to a *nominal size* DN/OD (3.2.9)

Note 1 to entry: Expressed in millimetres.

iTeh STANDARD PREVIEW
(standards.iteh.ai)

ISO/TS 23818-1:2020

<https://standards.iteh.ai/catalog/standards/sist/b6c4f6bc-5e95-4e76-a388-f25aba9be43e/iso-ts-23818-1-2020>

4 Abbreviated terms

To avoid misunderstanding, the assessment of conformity abbreviated terms in this Clause are defined as being the same in each language. For the same reason, the terms are given in three languages, English, French and German.

iTeh STANDARD PREVIEW
(standards.iteh.ai)

[ISO/TS 23818-1:2020](https://standards.iteh.ai/catalog/standards/sist/b6c4e6bc-5e95-4c76-ad88-f25aba9be43e/iso-ts-23818-1-2020)

<https://standards.iteh.ai/catalog/standards/sist/b6c4e6bc-5e95-4c76-ad88-f25aba9be43e/iso-ts-23818-1-2020>