
**Method for evaluating the nodularity
of spheroidal carbides — Steels for
cold heading and cold extruding**

iTeh STANDARD PREVIEW
(standards.iteh.ai)

Full standard:
<https://standards.iteh.ai/catalog/standards/sist/92e095a0-17c2-4ec2-847d-3fb4c4196b2b/iso-prf-23825>

PROOF/ÉPREUVE



iTeh STANDARD PREVIEW
(standards.iteh.ai)
Full standard:
<https://standards.iteh.ai/catalog/standards/sist/92e095a0-17c2-4ec2-847d-3fb4c4196b2b/iso-prf-23825>



COPYRIGHT PROTECTED DOCUMENT

© ISO 2020

All rights reserved. Unless otherwise specified, or required in the context of its implementation, no part of this publication may be reproduced or utilized otherwise in any form or by any means, electronic or mechanical, including photocopying, or posting on the internet or an intranet, without prior written permission. Permission can be requested from either ISO at the address below or ISO's member body in the country of the requester.

ISO copyright office
CP 401 • Ch. de Blandonnet 8
CH-1214 Vernier, Geneva
Phone: +41 22 749 01 11
Email: copyright@iso.org
Website: www.iso.org

Published in Switzerland

Contents

	Page
Foreword	iv
Introduction	v
1 Scope	1
2 Normative references	1
3 Terms and definitions	1
4 Sampling and sample preparation	4
5 Evaluation	4
5.1 General	4
5.2 Evaluation methods	4
6 Characterization of carbide particles by means of microscopic examination	5
6.1 Groups of steel grades and levels of spheroidisation	5
6.2 Series of diagrams	5
6.3 Procedure for carbide classification	8
6.3.1 General	8
6.3.2 Procedure	8
7 Test report	8
Annex A (informative) Automatised image processing for determining the level of carbide spheroidisation	10
Bibliography	22

Foreword

ISO (the International Organization for Standardization) is a worldwide federation of national standards bodies (ISO member bodies). The work of preparing International Standards is normally carried out through ISO technical committees. Each member body interested in a subject for which a technical committee has been established has the right to be represented on that committee. International organizations, governmental and non-governmental, in liaison with ISO, also take part in the work. ISO collaborates closely with the International Electrotechnical Commission (IEC) on all matters of electrotechnical standardization.

The procedures used to develop this document and those intended for its further maintenance are described in the ISO/IEC Directives, Part 1. In particular, the different approval criteria needed for the different types of ISO documents should be noted. This document was drafted in accordance with the editorial rules of the ISO/IEC Directives, Part 2 (see www.iso.org/directives).

Attention is drawn to the possibility that some of the elements of this document may be the subject of patent rights. ISO shall not be held responsible for identifying any or all such patent rights. Details of any patent rights identified during the development of the document will be in the Introduction and/or on the ISO list of patent declarations received (see www.iso.org/patents).

Any trade name used in this document is information given for the convenience of users and does not constitute an endorsement.

For an explanation of the voluntary nature of standards, the meaning of ISO specific terms and expressions related to conformity assessment, as well as information about ISO's adherence to the World Trade Organization (WTO) principles in the Technical Barriers to Trade (TBT), see www.iso.org/iso/foreword.html.

This document was prepared by Technical Committee ISO/TC 17, *Steel*, Subcommittee SC 4, *Heat treatable and alloy steels*.

Any feedback or questions on this document should be directed to the user's national standards body. A complete listing of these bodies can be found at www.iso.org/members.html.

Introduction

The nodularity of spheroidal carbide is an important characteristic of steel for cold heading or cold extruding. However, the degree of spheroidization should be assessed with reference to an agreed series of standard images, which does not exist up-to-now as subject of an International standard. Thus, there has been a continuing debate between supply and demand for the determination of the degree of spheroidization.

This document specifies a test method for evaluating the degree of spheroidal carbide in CHQ wire (Cold Heading Quality wire).

iTeh STANDARD PREVIEW
(standards.iteh.ai)
Full standard:
<https://standards.iteh.ai/catalog/standards/sist/92e095a0-17c2-4ec2-847d-3fb4c4196b2b/iso-prf-23825>

iTeh STANDARD PREVIEW
(standards.iteh.ai)

Full standard:
<https://standards.iteh.ai/catalog/standards/sist/92e095a0-17c2-4ec2-847d-3fb4c4196b2b/iso-prf-23825>

Method for evaluating the nodularity of spheroidal carbides — Steels for cold heading and cold extruding

1 Scope

This document specifies a micrographic method based on comparison charts for determining the degree of spheroidisation of carbides after annealing of wire rod, wire or bars made of non-alloy and low alloy steels intended for cold heading and cold extrusion. The range of carbon content is up to 1,20 % C.

In addition, [Annex A](#) includes a method based on machine vision for routine measurements.

2 Normative references

The following documents are referred to in the text in such a way that some or all of their content constitutes requirements of this document. For dated references, only the edition cited applies. For undated references, the latest edition of the referenced document (including any amendments) applies.

ISO 4954, *Steels for cold heading and cold extruding*

3 Terms and definitions

For the purposes of this document, the following terms and definitions apply.

ISO and IEC maintain terminological databases for use in standardization at the following addresses:

- ISO Online browsing platform: available at <https://www.iso.org/obp>
- IEC Electropedia: available at <http://www.electropedia.org/>

3.1

maximum Féret diameter

maximum length of an object whatever its orientation, as shown in [Figure 1](#)

3.2

roundness

area of the carbide particle divided by the area of the circle whose diameter is the maximum Féret diameter of the same carbide particle, calculated according to [Formula \(1\)](#):

$$\text{Roundness} = A/A_m = 4A/\pi \cdot l_m^2 \quad (1)$$

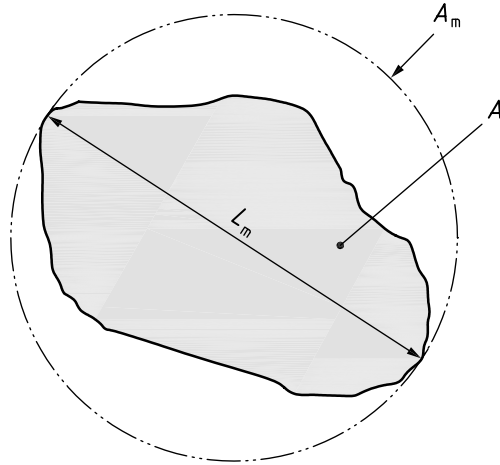


Figure 1 — Illustration of maximum F ret diameter of a carbide particle

where

l_m is the maximum F ret diameter of the carbide particle;

A_m is the area of the circle diameter l_m ;

A is the area of the carbide particle

3.3

Area ratio

accepted/all objects area ratio and describes the relative amount of round objects on the image, calculated according to [Formula \(2\)](#):

$$A\% = \frac{A_{\text{accepted}}}{(A_{\text{accepted}} + A_{\text{rejected}})} \quad (2)$$

Note 1 to entry: Round (spheroidized) objects on real images are shown in [Figure 2](#) in green colour (bright) whereas rejected (non-round) objects are drawn in red colour (dark). From class 70 to class 90 the area ratio is increased, so 90 class images contain relatively more round particles.




Figure 2 — The ratio of accepted objects to rejected objects on (a) is less than on (b).

3.4

area mean and area standard deviation

objects mean area (A) with its standard deviation (σ_A) describe the particle distribution (see [Figure 3](#)) and when considering the particle size from class 70 % to class 90 %, the frequency of inclusions of large particles increases

3.5

spheroidite

characteristic soft microstructure consisting of sphere-like globular cementite particles within a ferrite matrix

Note 1 to entry: see ISO 4885, 3.190.

Note 2 to entry: Carbide particles classified as globular carbide with roundness $\geq 0,75$ to 1,00.

3.6

spheroidizing

annealing just below the A1 temperature of steels with long soaking time to bring the carbides in the form of spheroids

Note 1 to entry: see ISO 4885, 3.191

3.7

nodularity

assessment of the proportion of spheroidal carbide particles in a CHQ Wire (Cold Heading Quality wire) sample, generally expressed as a percentage




Figure 3 — Round objects area distribution for two different classes

4 Sampling and sample preparation

Sampling and sample preparation are conducted according to ISO 4954. Sampling shall be carried out in such a way that the samples are characteristic of the respective delivery.

The microsection per test piece to be examined shall have a size of 100 mm², if possible and practicable. Its position in the cross or longitudinal microsection can differ depending on requirements and should be left to the discretion of the manufacturer.

The test pieces shall be ground and polished. They should be etched in a suitable way, normally with a 2 % Picric acid solution (2 % C₆H₃N₃O₇ in C₂H₅OH).

Attention should be paid to a good metallographic preparation to ensure that the microstructure is not altered.

5 Evaluation

5.1 General

To characterize the carbide particles observed, information is generally necessary on the nodularity, the roundness and the distribution of the carbide particles.

5.2 Evaluation methods

This standard characterises carbide particles by series of standard images. For routine measurements other methods can be preferred, especially examination by automatized image processing. An example for the automatized image processing is given in [Annex A](#).

In case of dispute, however, the reference method for the characterisation of carbide particles is done by a comparison of images of a test piece under a microscope with a series of standard images.

6 Characterization of carbide particles by means of microscopic examination

6.1 Groups of steel grades and levels of spheroidisation

The volume of carbides depends principally on the carbon content. Other alloying elements of cold heading steel grades have minor influence. The steel grades are classified as presented in [Table 1](#).

Table 1 — Groups of steel grades

Groups of steel grades	Carbon content	
1		$\leq 0,10$
2	$> 0,10$	$\leq 0,25$
3	$> 0,25$	$\leq 0,40$
4	$> 0,40$	$\leq 0,80$
5	$> 0,80$	$\leq 1,20$

The spheroidisation is characterised as percentage. Partial spheroidisation is for instance ≥ 70 % and optimal spheroidisation is for instance between 90 % and 100 %. For the spheroidisation four different levels are defined as shown in [Table 2](#).

Table 2 — Different levels of spheroidisation

Abbreviation for the level	Level of Spheroidisation	Characteristic	Microstructure level (Example of heat treatment)
0	S around 0 %	initial structure	not soft annealed/not annealed on spheroidized carbides
70	$70 \% \leq S < 80 \%$	partial globularisation	Spheroidisation of more than 70 % ((S)AIP)
80	$80 \% \leq S < 90 \%$	satisfactory globularisation	Spheroidisation of more than 80 % (SAIP)
90	$S \geq 90 \%$	optimal spheroidite structure	Spheroidisation of more than 90 % (best possible structure of steel after soft annealed/annealed on spheroidized carbides, PSASAIP)

6.2 Series of diagrams

This image series characterizes the microstructure of a test piece by steel groups and the spheroidisation of carbides. The five steel groups represent different carbon contents.

[Table 3](#) shows the microscopic image series with different levels of perlite and globular carbides for steel grades with four different typical carbon contents. Steels with carbon content $\leq 0,1$ % C are not shown in the diagrams, because they are mainly ferritic.