



# SLOVENSKI STANDARD SIST CWA 16926-10:2023

01-marec-2023

---

**Specifikacija vmesnika razširitev za finančne storitve (XFS), izdaja 3.50 - 10. del:  
Senzorji in kazalniki - vmesnik razreda naprave - Referenca za programerje**

Extensions for Financial Services (XFS) interface specification Release 3.50 - Part 10:  
Sensors and Indicators Unit Device Class Interface - Programmer's Reference

iTeh STANDARD PREVIEW  
(standards.iteh.ai)

[SIST CWA 16926-10:2023](https://standards.iteh.ai/standards/sist/4ea640-7560-2023-0010-882c62abf46a/sist-cwa-16926-10-2023)

Ta slovenski standard je istoveten z: **CWA 16926-10:2022**

---

**ICS:**

35.200	Vmesniška in povezovalna oprema	Interface and interconnection equipment
35.240.15	Identifikacijske kartice. Čipne kartice. Biometrija	Identification cards. Chip cards. Biometrics
35.240.40	Uporabniške rešitve IT v bančništvu	IT applications in banking

**SIST CWA 16926-10:2023**

**en,fr,de**



**CEN****CWA 16926-10****WORKSHOP**

December 2022

**AGREEMENT**

---

**ICS 35.200; 35.240.15; 35.240.40**

English version

## Extensions for Financial Services (XFS) interface specification Release 3.50 - Part 10: Sensors and Indicators Unit Device Class Interface - Programmer's Reference

This CEN Workshop Agreement has been drafted and approved by a Workshop of representatives of interested parties, the constitution of which is indicated in the foreword of this Workshop Agreement.

The formal process followed by the Workshop in the development of this Workshop Agreement has been endorsed by the National Members of CEN but neither the National Members of CEN nor the CEN-CENELEC Management Centre can be held accountable for the technical content of this CEN Workshop Agreement or possible conflicts with standards or legislation.

This CEN Workshop Agreement can in no way be held as being an official standard developed by CEN and its Members.

This CEN Workshop Agreement is publicly available as a reference document from the CEN Members National Standard Bodies.

CEN members are the national standards bodies of Austria, Belgium, Bulgaria, Croatia, Cyprus, Czech Republic, Denmark, Estonia, Finland, France, Germany, Greece, Hungary, Iceland, Ireland, Italy, Latvia, Lithuania, Luxembourg, Malta, Netherlands, Norway, Poland, Portugal, Republic of North Macedonia, Romania, Serbia, Slovakia, Slovenia, Spain, Sweden, Switzerland, Türkiye and United Kingdom.



EUROPEAN COMMITTEE FOR STANDARDIZATION  
COMITÉ EUROPÉEN DE NORMALISATION  
EUROPÄISCHES KOMITEE FÜR NORMUNG

**CEN-CENELEC Management Centre: Rue de la Science 23, B-1040 Brussels**

---

© 2022 CEN All rights of exploitation in any form and by any means reserved worldwide for CEN national Members.

Ref. No.:CWA 16926-10:2022 E

## Table of Contents

---

<b>European Foreword</b> .....	<b>3</b>
<b>1. Introduction</b> .....	<b>7</b>
1.1 Background to Release 3.50 .....	7
1.2 XFS Service-Specific Programming .....	7
<b>2. Sensors and Indicators Unit</b> .....	<b>9</b>
2.1 Enhanced Audio Controller Overview .....	10
2.2 Enhanced Microphone Controller Overview .....	14
<b>3. References</b> .....	<b>15</b>
<b>4. Info Commands</b> .....	<b>16</b>
4.1 WFS_INF_SIU_STATUS.....	16
4.2 WFS_INF_SIU_CAPABILITIES .....	27
4.3 WFS_INF_SIU_GET_AUTOSTARTUP_TIME.....	38
<b>5. Execute Commands</b> .....	<b>40</b>
5.1 WFS_CMD_SIU_ENABLE_EVENTS.....	40
5.2 WFS_CMD_SIU_SET_PORTS .....	49
5.3 WFS_CMD_SIU_SET_DOOR.....	56
5.4 WFS_CMD_SIU_SET_INDICATOR.....	57
5.5 WFS_CMD_SIU_SET_AUXILIARY .....	59
5.6 WFS_CMD_SIU_SET_GUIDLIGHT .....	62
5.7 WFS_CMD_SIU_RESET .....	63
5.8 WFS_CMD_SIU_POWER_SAVE_CONTROL .....	64
5.9 WFS_CMD_SIU_SET_AUTOSTARTUP_TIME.....	65
5.10 WFS_CMD_SIU_SYNCHRONIZE_COMMAND .....	67
5.11 WFS_CMD_SIU_SET_GUIDLIGHT_EX.....	68
<b>6. Events</b> .....	<b>69</b>
6.1 WFS_SRVE_SIU_PORT_STATUS.....	69
6.2 WFS_EXEE_SIU_PORT_ERROR .....	72
6.3 WFS_SRVE_SIU_POWER_SAVE_CHANGE .....	75
<b>7. C - Header file</b> .....	<b>76</b>

## European Foreword

---

This CEN Workshop Agreement has been developed in accordance with the CEN-CENELEC Guide 29 “CEN/CENELEC Workshop Agreements – The way to rapid consensus” and with the relevant provisions of CEN/CENELEC Internal Regulations – Part 2. It was approved by a Workshop of representatives of interested parties on 2022-11-08, the constitution of which was supported by CEN following several public calls for participation, the first of which was made on 1998-06-24. However, this CEN Workshop Agreement does not necessarily include all relevant stakeholders.

The final text of this CEN Workshop Agreement was provided to CEN for publication on 2022-11-18.

The following organizations and individuals developed and approved this CEN Workshop Agreement:

- AURIGA SPA
- CIMA SPA
- DIEBOLD NIXDORF SYSTEMS GMBH
- FIS BANKING SOLUTIONS UK LTD (OTS)
- FUJITSU TECHNOLOGY SOLUTIONS
- GLORY LTD
- GRG BANKING EQUIPMENT HK CO LTD
- HITACHI CHANNEL SOLUTIONS CORP
- HYOSUNG TNS INC
- JIANGSU GUO GUANG ELECTRONIC INFORMATION TECHNOLOGY
- KAL
- KEBA HANDOVER AUTOMATION GMBH
- NCR FSG
- NEXUS SOFTWARE
- OBERTHUR CASH PROTECTION
- OKI ELECTRIC INDUSTRY SHENZHEN
- SALZBURGER BANKEN SOFTWARE
- SECURE INNOVATION
- SIGMA SPA

It is possible that some elements of this CEN/CWA may be subject to patent rights. The CEN-CENELEC policy on patent rights is set out in CEN-CENELEC Guide 8 “Guidelines for Implementation of the Common IPR Policy on Patents (and other statutory intellectual property rights based on inventions)”. CEN shall not be held responsible for identifying any or all such patent rights.

The Workshop participants have made every effort to ensure the reliability and accuracy of the technical and non-technical content of CWA 16926-10, but this does not guarantee, either explicitly or implicitly, its correctness. Users of CWA 16926-10 should be aware that neither the Workshop participants, nor CEN can be held liable for damages

**CWA 16926-10:2022 (E)**

or losses of any kind whatsoever which may arise from its application. Users of CWA 16926-10 do so on their own responsibility and at their own risk.

The CWA is published as a multi-part document, consisting of:

Part 1: Application Programming Interface (API) - Service Provider Interface (SPI) - Programmer's Reference

Part 2: Service Classes Definition - Programmer's Reference

Part 3: Printer and Scanning Device Class Interface - Programmer's Reference

Part 4: Identification Card Device Class Interface - Programmer's Reference

Part 5: Cash Dispenser Device Class Interface - Programmer's Reference

Part 6: PIN Keypad Device Class Interface - Programmer's Reference

Part 7: Check Reader/Scanner Device Class Interface - Programmer's Reference

Part 8: Depository Device Class Interface - Programmer's Reference

Part 9: Text Terminal Unit Device Class Interface - Programmer's Reference

Part 10: Sensors and Indicators Unit Device Class Interface - Programmer's Reference

Part 11: Vendor Dependent Mode Device Class Interface - Programmer's Reference

Part 12: Camera Device Class Interface - Programmer's Reference

Part 13: Alarm Device Class Interface - Programmer's Reference

Part 14: Card Embossing Unit Device Class Interface - Programmer's Reference

Part 15: Cash-In Module Device Class Interface - Programmer's Reference

Part 16: Card Dispenser Device Class Interface - Programmer's Reference

Part 17: Barcode Reader Device Class Interface - Programmer's Reference

Part 18: Item Processing Module Device Class Interface - Programmer's Reference

Part 19: Biometrics Device Class Interface - Programmer's Reference

Parts 20 - 28: Reserved for future use.

Parts 29 through 47 constitute an optional addendum to this CWA. They define the integration between the SNMP standard and the set of status and statistical information exported by the Service Providers.

Part 29: XFS MIB Architecture and SNMP Extensions - Programmer's Reference

Part 30: XFS MIB Device Specific Definitions - Printer Device Class

Part 31: XFS MIB Device Specific Definitions - Identification Card Device Class

Part 32: XFS MIB Device Specific Definitions - Cash Dispenser Device Class

Part 33: XFS MIB Device Specific Definitions - PIN Keypad Device Class

Part 34: XFS MIB Device Specific Definitions - Check Reader/Scanner Device Class

Part 35: XFS MIB Device Specific Definitions - Depository Device Class

Part 36: XFS MIB Device Specific Definitions - Text Terminal Unit Device Class

Part 37: XFS MIB Device Specific Definitions - Sensors and Indicators Unit Device Class

Part 38: XFS MIB Device Specific Definitions - Camera Device Class

Part 39: XFS MIB Device Specific Definitions - Alarm Device Class

Part 40: XFS MIB Device Specific Definitions - Card Embossing Unit Class

Part 41: XFS MIB Device Specific Definitions - Cash-In Module Device Class

Part 42: Reserved for future use.

Part 43: XFS MIB Device Specific Definitions - Vendor Dependent Mode Device Class

Part 44: XFS MIB Application Management

Part 45: XFS MIB Device Specific Definitions - Card Dispenser Device Class

Part 46: XFS MIB Device Specific Definitions - Barcode Reader Device Class

Part 47: XFS MIB Device Specific Definitions - Item Processing Module Device Class

Part 48: XFS MIB Device Specific Definitions - Biometrics Device Class

Parts 49 - 60 are reserved for future use.

Part 61: Application Programming Interface (API) - Migration from Version 3.40 (CWA 16296:2020) to Version 3.50 (this CWA) - Service Provider Interface (SPI) - Programmer's Reference

Part 62: Printer and Scanning Device Class Interface - Migration from Version 3.40 (CWA 16296:2020) to Version 3.50 (this CWA) - Programmer's Reference

Part 63: Identification Card Device Class Interface - Migration from Version 3.40 (CWA 16296:2020) to Version 3.50 (this CWA) - Programmer's Reference

Part 64: Cash Dispenser Device Class Interface - Migration from Version 3.40 (CWA 16296:2020) to Version 3.50 (this CWA) - Programmer's Reference

Part 65: PIN Keypad Device Class Interface - Migration from Version 3.40 (CWA 16296:2020) to Version 3.50 (this CWA) - Programmer's Reference

Part 66: Check Reader/Scanner Device Class Interface - Migration from Version 3.40 (CWA 16296:2020) to Version 3.50 (this CWA) - Programmer's Reference

Part 67: Depository Device Class Interface - Migration from Version 3.40 (CWA 16296:2020) to Version 3.50 (this CWA) - Programmer's Reference

Part 68: Text Terminal Unit Device Class Interface - Migration from Version 3.40 (CWA 16296:2020) to Version 3.50 (this CWA) - Programmer's Reference

Part 69: Sensors and Indicators Unit Device Class Interface - Migration from Version 3.40 (CWA 16296:2020) to Version 3.50 (this CWA) - Programmer's Reference

Part 70: Vendor Dependent Mode Device Class Interface - Migration from Version 3.40 (CWA 16296:2020) to Version 3.50 (this CWA) - Programmer's Reference

Part 71: Camera Device Class Interface - Migration from Version 3.40 (CWA 16296:2020) to Version 3.50 (this CWA) - Programmer's Reference

Part 72: Alarm Device Class Interface - Migration from Version 3.40 (CWA 16296:2020) to Version 3.50 (this CWA) - Programmer's Reference

Part 73: Card Embossing Unit Device Class Interface - Migration from Version 3.40 (CWA 16296:2020) to Version 3.50 (this CWA) - Programmer's Reference

Part 74: Cash-In Module Device Class Interface - Migration from Version 3.40 (CWA 16296:2020) to Version 3.50 (this CWA) - Programmer's Reference

Part 75: Card Dispenser Device Class Interface - Migration from Version 3.40 (CWA 16296:2020) to Version 3.50 (this CWA) - Programmer's Reference

Part 76: Barcode Reader Device Class Interface - Migration from Version 3.40 (CWA 16296:2020) to Version 3.50 (this CWA) - Programmer's Reference

Part 77: Item Processing Module Device Class Interface - Migration from Version 3.40 (CWA 16296:2020) to Version 3.50 (this CWA) - Programmer's Reference

Part 78: Biometric Device Class Interface - Migration from Version 3.40 (CWA 16296:2020) to Version 3.50 (this CWA) - Programmer's Reference

In addition to these Programmer's Reference specifications, the reader of this CWA is also referred to a complementary document, called Release Notes. The Release Notes contain clarifications and explanations on the CWA specifications, which are not requiring functional changes. The current version of the Release Notes is available online from: <https://www.cencenelec.eu/areas-of-work/cen-sectors/digital-society-cen/cwa-download-area/>.

The information in this document represents the Workshop's current views on the issues discussed as of the date of publication. It is provided for informational purposes only and is subject to change without notice. CEN makes no warranty, express or implied, with respect to this document.

**CWA 16926-10:2022 (E)**

## Revision History:

3.00	October 18, 2000	Initial Release.
3.10	November 29, 2007	For a description of changes from version 3.00 to version 3.10 see the SIU 3.10 Migration document.
3.20	March 2, 2011	For a description of changes from version 3.10 to version 3.20 see the SIU 3.20 Migration document.
3.30	March 19, 2015	For a description of changes from version 3.20 to version 3.30 see the SIU 3.30 Migration document.
3.40	December 06, 2019	For a description of changes from version 3.30 to version 3.40 see the SIU 3.40 Migration document.
3.50	November 18, 2022	For a description of changes from version 3.40 to version 3.50 see the SIU 3.50 Migration document.

# iTeh STANDARD PREVIEW

## (standards.iteh.ai)

SIST CWA 16926-10:2023

<https://standards.iteh.ai/catalog/standards/sist/4eafad8a-71fe-4f49-96d0-082c62abf46a/sist-cwa-16926-10-2023>



# 1. Introduction

---

## 1.1 Background to Release 3.50

---

The CEN/XFS Workshop aims to promote a clear and unambiguous specification defining a multi-vendor software interface to financial peripheral devices. The XFS (eXtensions for Financial Services) specifications are developed within the CEN (European Committee for Standardization/Information Society Standardization System) Workshop environment. CEN Workshops aim to arrive at a European consensus on an issue that can be published as a CEN Workshop Agreement (CWA).

The CEN/XFS Workshop encourages the participation of both banks and vendors in the deliberations required to create an industry standard. The CEN/XFS Workshop achieves its goals by focused sub-groups working electronically and meeting quarterly.

Release 3.50 of the XFS specification is based on a C API and is delivered with the continued promise for the protection of technical investment for existing applications. This release of the specification extends the functionality and capabilities of the existing devices covered by the specification:

- Addition of E2E security
- PIN Password Entry

## 1.2 XFS Service-Specific Programming

---

The service classes are defined by their service-specific commands and the associated data structures, error codes, messages, etc. These commands are used to request functions that are specific to one or more classes of Service Providers, but not all of them, and therefore are not included in the common API for basic or administration functions.

When a service-specific command is common among two or more classes of Service Providers, the syntax of the command is as similar as possible across all services, since a major objective of XFS is to standardize function codes and structures for the broadest variety of services. For example, using the **WFSExecute** function, the commands to read data from various services are as similar as possible to each other in their syntax and data structures.

In general, the specific command set for a service class is defined as a superset of the specific capabilities likely to be provided by the developers of the services of that class; thus any particular device will normally support only a subset of the defined command set.

There are three cases in which a Service Provider may receive a service-specific command that it does not support:

The requested capability is defined for the class of Service Providers by the XFS specification, the particular vendor implementation of that service does not support it, and the unsupported capability is **not** considered to be fundamental to the service. In this case, the Service Provider returns a successful completion, but does no operation. An example would be a request from an application to turn on a control indicator on a passbook printer; the Service Provider recognizes the command, but since the passbook printer it is managing does not include that indicator, the Service Provider does no operation and returns a successful completion to the application.

The requested capability is defined for the class of Service Providers by the XFS specification, the particular vendor implementation of that service does not support it, and the unsupported capability **is** considered to be fundamental to the service. In this case, a `WFS_ERR_UNSUPP_COMMAND` error for Execute commands or `WFS_ERR_UNSUPP_CATEGORY` error for Info commands is returned to the calling application. An example would be a request from an application to a cash dispenser to retract items where the dispenser hardware does not have that capability; the Service Provider recognizes the command but, since the cash dispenser it is managing is unable to fulfil the request, returns this error.

**CWA 16926-10:2022 (E)**

The requested capability is *not* defined for the class of Service Providers by the XFS specification. In this case, a WFS\_ERR\_INVALID\_COMMAND error for Execute commands or WFS\_ERR\_INVALID\_CATEGORY error for Info commands is returned to the calling application.

This design allows implementation of applications that can be used with a range of services that provide differing subsets of the functionalities that are defined for their service class. Applications may use the **WFSGetInfo** and **WFSAsyncGetInfo** commands to inquire about the capabilities of the service they are about to use, and modify their behavior accordingly, or they may use functions and then deal with error returns to make decisions as to how to use the service.

iTeh STANDARD PREVIEW  
(standards.iteh.ai)

SIST CWA 16926-10:2023

<https://standards.iteh.ai/catalog/standards/sist/4eafad8a-71fe-4f49-96d0-082c62abf46a/sist-cwa-16926-10-2023>

## 2. Sensors and Indicators Unit

---

This specification describes the functionality of the services provided by the Sensors and Indicators Unit (SIU) services under WOSA/XFS, by defining the service-specific commands that can be issued, using the **WFSGetInfo**, **WFSAsyncGetInfo**, **WFSExecute** and **WFSAsyncExecute** functions.

This section describes the functions provided by a generic Sensors and Indicators Unit service. This service allows for the operation of the following categories of ports:

- Door sensors, such as cabinet, safe or vandal shield doors.
- Alarm sensors, such as tamper, seismic or heat sensors.
- Generic sensors, such as proximity or ambient light sensors.
- Key switch sensors, such as the ATM operator switch.
- Lamp/sign indicators, such as fascia light or audio indicators.  
Note that while the SIU device class provides some basic support for guidance lights, extended guidance light functionality is specified in the individual device class specifications. Therefore it is recommended that device guidance lights be supported and controlled via the individual device classes.
- Auxiliary indicators.
- Enhanced Audio Controller, for use by the partially sighted.

In self-service devices, the sensors and indicators unit is capable of dealing with external sensors, such as door switches, locks, alarms and proximity sensors, as well as external indicators, such as turning on lamps or heating.

iTeh STANDARD PREVIEW  
(standards.iteh.ai)

SIST CWA 16926-10:2023

<https://standards.iteh.ai/catalog/standards/sist/4eafad8a-71fe-4f49-96d0-082c62abf46a/sist-cwa-16926-10-2023>

## CWA 16926-10:2022 (E)

## 2.1 Enhanced Audio Controller Overview

---

The Enhanced Audio Controller is provided to support the requirements of the American Disabilities Act. The Enhanced Audio Controller device controls how private and public audio are broadcast when a headset is inserted into/removed from the Audio Jack, and when the Handset is off-hook/on-hook. In the following 'Privacy Device' is used to refer to either the headset or handset. This device allows audio feedback publicly and/or via the consumer's Privacy Device (vendor hardware permitting). For privacy, the device allows input to only be directed to the consumers' Privacy Device. In 'auto' and 'semi-auto' mode (and where the vendor's hardware allows), public transmission of audio can be automatically inhibited when the consumer's Privacy Device is activated. In 'auto' mode (and where the vendor's hardware allows), public transmission of audio can be automatically re-activated when the consumer's Privacy Device is deactivated.

The Enhanced Audio Controller provides the application with the following information:

- If a Privacy Device is activated (headset connected/handset off the hook).
- Whether the audio output is to the speakers or to the Privacy Device.
- Privacy/public mode: i.e. whether the activation of the Privacy Device automatically switches public audio on or off.

The device is managed by the sensors WFS\_SIU\_ENHANCEDAUDIO, WFS\_SIU\_HANDSETSENSOR, and an auxiliary WFS\_SIU\_ENHANCEDAUDIOCONTROL.

The WFS\_SIU\_ENHANCEDAUDIO sensor is used to:

- Provide information on the presence of the Audio Jack device.
- To report whether a headset is currently attached.
- Report state change events when a headset is inserted or removed.

The WFS\_SIU\_HANDSETSENSOR sensor is used to:

- Provide information on the presence of the handset device.
- To report whether a handset is currently off the hook.
- Report state change events when a handset is taken off the hook or put on the hook.

The WFS\_SIU\_ENHANCEDAUDIOCONTROL auxiliary is used to control the behavior of the Enhanced Audio Controller. It allows the application to:

- Set the mode of the Enhanced Audio Controller - auto mode, semi-auto mode or manual mode.
- Set the state of the Enhanced Audio Controller- public or private.

A full description of auto, semi-auto and manual mode, as well as public and private states is contained in the following pages.

The following describes the device behavior during auto and manual mode.

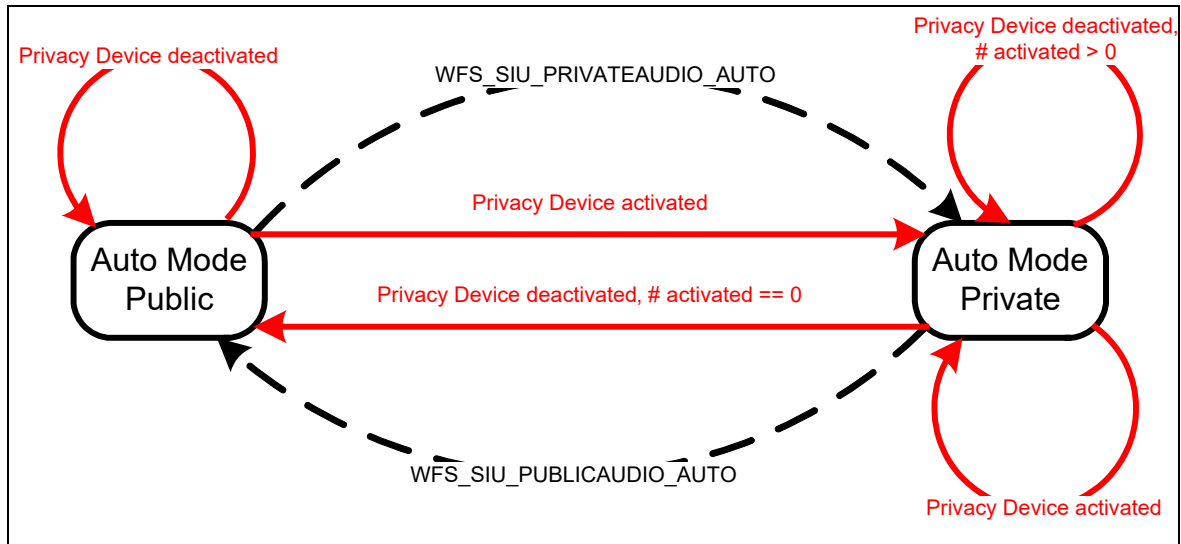
### Auto Mode

In auto mode, when a consumer activates a Privacy Device, the audio is automatically directed to the Privacy Device and the audio is no longer sent to the speakers. When the Privacy Device is deactivated, the audio is redirected to the speakers. If more than one Privacy Device has been activated, audio is not redirected to the speakers until all Privacy Devices have been deactivated. The following state diagram completely describes the behavior of the device in auto mode.

### State Description

Auto Mode Public Audio output is played through the public speakers only.

Auto Mode Private Audio is played through the consumer's Privacy Device only.



**Auto Mode State Diagram 1**

The dashed-line transitions are caused by application calls to `WFS_CMD_SIU_SET_PORTS` or `WFS_CMD_SIU_SET_AUXILIARY` for the `WFS_SIU_ENHANCEDAUDIOCONTROL` auxiliary with values of `WFS_SIU_PRIVATEAUDIO_AUTO` or `WFS_SIU_PUBLICAUDIO_AUTO`.

Note that some vendor implementations may not have the ability to allow the application to command the Service Provider to transition between public and private states. To determine if this feature is available, the application can query the field `fwAuxiliaries[WFS_SIU_ENHANCEDAUDIOCONTROL]` in the `WFSSIUCAPS` structure.

iTeh STANDARD PREVIEW  
(standards.iteh.ai)

SIST CWA 16926-10:2023

<https://standards.iteh.ai/catalog/standards/sist/4eafad8a-71fe-4f49-96d0-082c62abf46a/sist-cwa-16926-10-2023>

## CWA 16926-10:2022 (E)

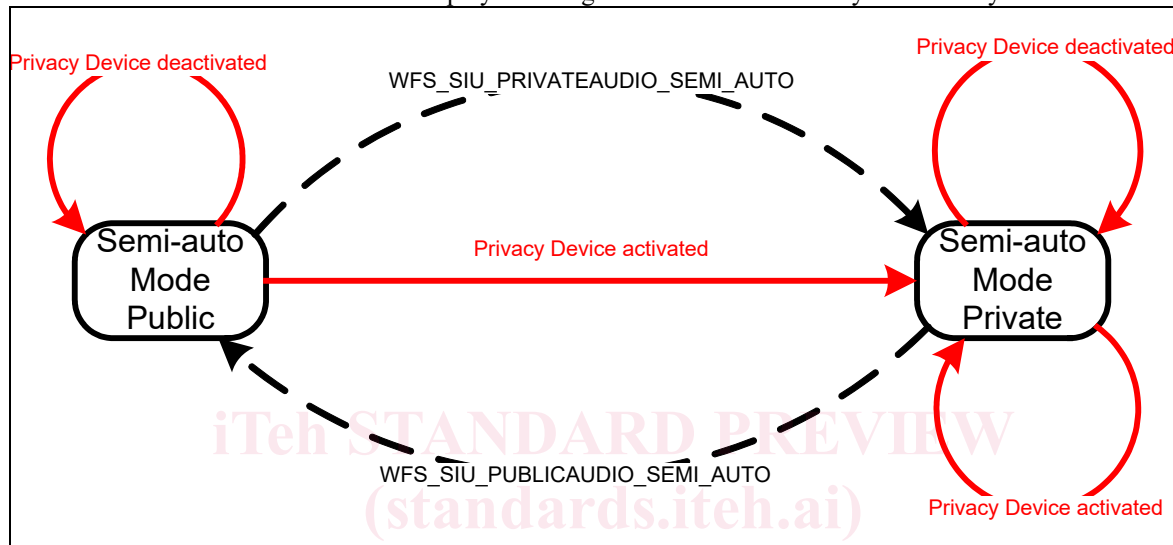
**Semi-Auto Mode**

This mode is required to ensure customer sensitive information is not broadcast via the public speakers when the consumer's Privacy Device is deliberately or otherwise deactivated.

In semi-auto mode, when a consumer's Privacy Device is activated, the audio is automatically directed to the Privacy Device and the audio is no longer sent to the speakers. When the Privacy Device is deactivated the audio remains directed at the existing interface (i.e. not the speakers). If required, the application must explicitly return the device to its public state if audio is required via the speakers. The following state diagram completely describes the behavior of the device in auto mode.

**State Description**

Semi-Auto Mode Public      Audio output is played through the public speakers only.  
Semi-Auto Mode Private      Audio is played through the consumer's Privacy Device only.

**Semi-Auto Mode State Diagram 2**

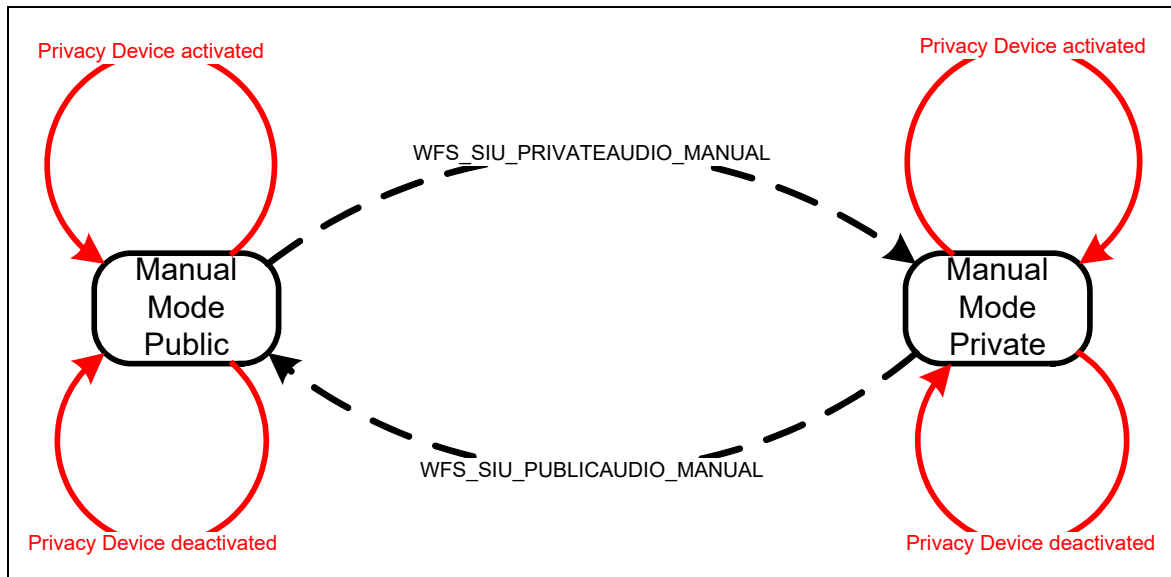
The dashed-line transitions are caused by application calls to WFS\_CMD\_SIU\_SET\_PORTS or WFS\_CMD\_SIU\_SET\_AUXILIARY for the WFS\_SIU\_ENHANCEDAUDIOCONTROL auxiliary with values of WFS\_SIU\_PRIVATEAUDIO\_SEMI\_AUTO or WFS\_SIU\_PUBLICAUDIO\_SEMI\_AUTO.

**Manual Mode**

In manual mode, when a consumer's Privacy Device is activated, the audio remains directed at the existing interface (i.e. the speaker). The application must explicitly change to the other mode, if required. Note that the application must explicitly return the device to its public state if audio is required via the speakers. The following state diagram completely describes the behavior of the device in manual mode.

**State Description**

Manual Mode Public      Audio output is played through the public speakers only.  
Manual Mode Private      Audio is played through the consumer's Privacy Device only.



### Manual Mode State Diagram 1

The dashed-line transitions are caused by application calls to `WFS_CMD_SIU_SET_PORTS` or `WFS_CMD_SIU_SET_AUXILIARY` for the `WFS_SIU_ENHANCEDAUDIOCONTROL` auxiliary with values of `WFS_SIU_PRIVATEAUDIO_MANUAL` or `WFS_SIU_PUBLICAUDIO_MANUAL`.

### Inter-Mode Behavior

The values described in the previous sections (`_AUTO`, `_SEMI_AUTO`, and `_MANUAL`, etc.) can also be used to move from one mode to another. This will then change the mode of the device.

#### Notes:

- Note that if a vendor device does not support auto mode, or semi-auto mode then the `WFS_EXEE_SIU_PORT_ERROR` event is received on any attempt to call `WFS_CMD_SIU_SET_PORTS`, etc. with the `WFS_SIU_PUBLICAUDIO_AUTO`, `WFS_SIU_PRIVATEAUDIO_AUTO`, `WFS_SIU_PUBLICAUDIO_SEMI_AUTO`, and `WFS_SIU_PRIVATEAUDIO_SEMI_AUTO` settings. The same event is generated if calls to change the mode to manual are received when the vendor device does not support manual mode.
- The existing `WFS_SIU_VOLUME` auxiliary can be used to control the volume setting of any audio delivered to a connected Privacy Device, as well as the speakers. Independent volume control of the speakers and Privacy Device is not supported.
- Any 'beep' tones generated by the PINPAD, etc. will be fed to a connected Privacy Device (vendor hardware permitting).