

---

---

**Friction stir welding — Aluminium —  
Part 2:  
Design of weld joints**

*Soudage par friction-malaxage — Aluminium —  
Partie 2: Conception des assemblages soudés*

**iTeh STANDARD PREVIEW**  
**(standards.iteh.ai)**

ISO 25239-2:2020

<https://standards.iteh.ai/catalog/standards/sist/0e4dfeca-5c02-407e-b098-fd37db9ba945/iso-25239-2-2020>



Reference number  
ISO 25239-2:2020(E)

## iTeh STANDARD PREVIEW (standards.iteh.ai)

ISO 25239-2:2020

<https://standards.iteh.ai/catalog/standards/sist/0e4dfeca-5c02-407e-b098-fd37db9ba945/iso-25239-2-2020>



### **COPYRIGHT PROTECTED DOCUMENT**

© ISO 2020

All rights reserved. Unless otherwise specified, or required in the context of its implementation, no part of this publication may be reproduced or utilized otherwise in any form or by any means, electronic or mechanical, including photocopying, or posting on the internet or an intranet, without prior written permission. Permission can be requested from either ISO at the address below or ISO's member body in the country of the requester.

ISO copyright office  
CP 401 • Ch. de Blandonnet 8  
CH-1214 Vernier, Geneva  
Phone: +41 22 749 01 11  
Email: [copyright@iso.org](mailto:copyright@iso.org)  
Website: [www.iso.org](http://www.iso.org)

Published in Switzerland

# Contents

	Page
Foreword .....	iv
Introduction .....	v
<b>1 Scope .....</b>	<b>1</b>
<b>2 Normative references .....</b>	<b>1</b>
<b>3 Terms and definitions .....</b>	<b>1</b>
<b>4 Design requirements .....</b>	<b>1</b>
4.1 Documentation .....	1
4.2 Joint design .....	2
4.2.1 General .....	2
4.2.2 Butt joints .....	4
4.2.3 Lap joints .....	4
4.3 Additional information .....	5
4.3.1 Essential information .....	5
4.3.2 Weldment dimensions .....	5
4.3.3 Inspection .....	5
Bibliography .....	6

## iTeh STANDARD PREVIEW (standards.iteh.ai)

ISO 25239-2:2020

<https://standards.iteh.ai/catalog/standards/sist/0e4dfeca-5c02-407e-b098-fd37db9ba945/iso-25239-2-2020>

## Foreword

ISO (the International Organization for Standardization) is a worldwide federation of national standards bodies (ISO member bodies). The work of preparing International Standards is normally carried out through ISO technical committees. Each member body interested in a subject for which a technical committee has been established has the right to be represented on that committee. International organizations, governmental and non-governmental, in liaison with ISO, also take part in the work. ISO collaborates closely with the International Electrotechnical Commission (IEC) on all matters of electrotechnical standardization.

The procedures used to develop this document and those intended for its further maintenance are described in the ISO/IEC Directives, Part 1. In particular, the different approval criteria needed for the different types of ISO documents should be noted. This document was drafted in accordance with the editorial rules of the ISO/IEC Directives, Part 2 (see [www.iso.org/directives](http://www.iso.org/directives)).

Attention is drawn to the possibility that some of the elements of this document may be the subject of patent rights. ISO shall not be held responsible for identifying any or all such patent rights. Details of any patent rights identified during the development of the document will be in the Introduction and/or on the ISO list of patent declarations received (see [www.iso.org/patents](http://www.iso.org/patents)).

Any trade name used in this document is information given for the convenience of users and does not constitute an endorsement.

For an explanation of the voluntary nature of standards, the meaning of ISO specific terms and expressions related to conformity assessment, as well as information about ISO's adherence to the World Trade Organization (WTO) principles in the Technical Barriers to Trade (TBT), see [www.iso.org/iso/foreword.html](http://www.iso.org/iso/foreword.html).

This document was prepared by IIW, *International Institute of Welding*, Commission III, *Resistance Welding, Solid State Welding and Allied Joining Process*, in collaboration with the European Committee for Standardization (CEN) Technical Committee CEN/TC 121, *Welding and allied processes*, in accordance with the Agreement on technical cooperation between ISO and CEN (Vienna Agreement).

This second edition cancels and replaces the first edition (ISO 25239-2:2011), which has been technically revised.

The main changes compared to the previous edition are as follows:

- half overlap joint has been taken into consideration;
- [Figure 2](#) has been improved.

A list of all parts in the ISO 25239 series can be found on the ISO website.

Any feedback or questions on this document should be directed to the user's national standards body. A complete listing of these bodies can be found at [www.iso.org/members.html](http://www.iso.org/members.html).

## Introduction

Welding processes are widely used in the fabrication of engineered structures. During the second half of the twentieth century, fusion welding processes, wherein fusion is obtained by the melting of parent material and usually a filler metal, dominated the welding of large structures. In 1991, Wayne Thomas at TWI invented friction stir welding (FSW), which is carried out entirely in the solid phase (no melting).

The increasing use of FSW has created the need for this document in order to ensure that welding is carried out in the most effective way and that appropriate control is exercised over all aspects of the operation. This document focuses on the FSW of aluminium because, at the time of publication, the majority of commercial applications for FSW involved aluminium. Examples include railway carriages, consumer products, food processing equipment, aerospace structures, and marine vessels.

## iTeh STANDARD PREVIEW (standards.iteh.ai)

ISO 25239-2:2020

<https://standards.iteh.ai/catalog/standards/sist/0e4dfeca-5c02-407e-b098-fd37db9ba945/iso-25239-2-2020>

# **iTeh STANDARD PREVIEW** **(standards.iteh.ai)**

ISO 25239-2:2020

<https://standards.iteh.ai/catalog/standards/sist/0e4dfeca-5c02-407e-b098-fd37db9ba945/iso-25239-2-2020>

# Friction stir welding — Aluminium —

## Part 2: Design of weld joints

### 1 Scope

This document specifies design requirements for friction stir weld joints.

In this document, the term “aluminium” refers to aluminium and its alloys.

This document does not apply to friction stir spot welding which is covered by the ISO 18785 series.

### 2 Normative references

The following documents are referred to in the text in such a way that some or all of their content constitutes requirements of this document. For dated references, only the edition cited applies. For undated references, the latest edition of the referenced document (including any amendments) applies.

ISO 2553, *Welding and allied processes — Symbolic representation on drawings — Welded joints*

ISO 25239-1, *Friction stir welding — Aluminium — Part 1: Vocabulary*

ISO 25239-4, *Friction stir welding — Aluminium — Part 4: Specification and qualification of welding procedures*

<https://standards.iteh.ai/catalog/standards/sist/0e4dfeca-5c02-407e-b098-fd37fb9ba945/iso-25239-2-2020>

ISO 25239-5, *Friction stir welding — Aluminium — Part 5: Quality and inspection requirements*

ISO/TR 25901 (all parts), *Welding and allied processes — Vocabulary*

### 3 Terms and definitions

For the purposes of this document, the terms and definitions given in ISO 25239-1 and ISO/TR 25901 (all parts) apply.

ISO and IEC maintain terminological databases for use in standardization at the following addresses:

- ISO Online browsing platform: available at <https://www.iso.org/obp>
- IEC Electropedia: available at <http://www.electropedia.org/>

### 4 Design requirements

#### 4.1 Documentation

The weldment shall be designed in accordance with defined requirements that support the end use of the product. Documentation shall define all requirements for the weld. Essential process controls shall be defined to substantiate that all design requirements can be met by the welds that were produced in accordance with the welding procedure specification (WPS) and inspection requirements.

Weld symbols shall be in accordance with ISO 2553.

## 4.2 Joint design

### 4.2.1 General

The weld joint design shall take into account the necessary material property data. Some examples of weld joints are shown in [Table 1](#).

**Table 1 — Various weld joints shown before and after friction stir welding**

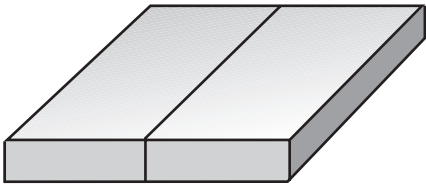
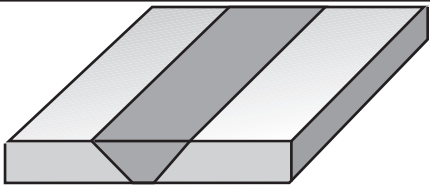
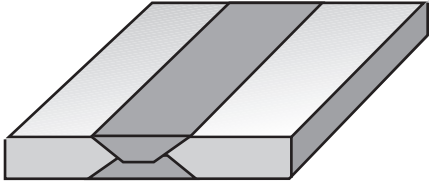
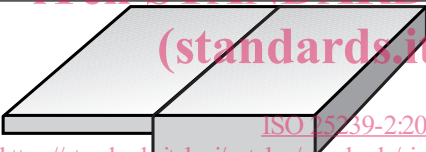
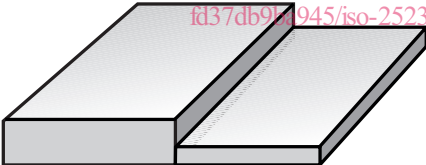
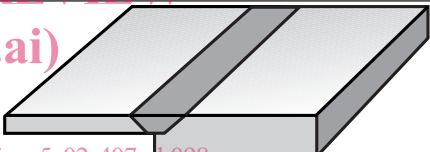
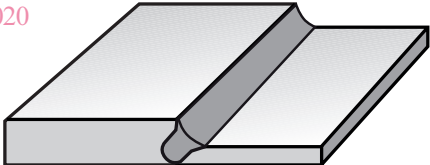
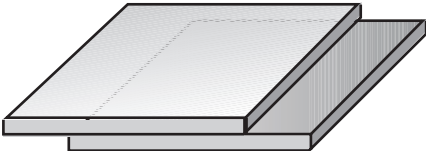
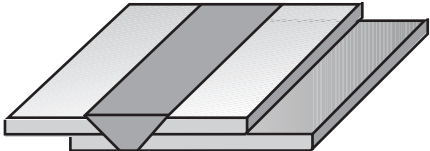
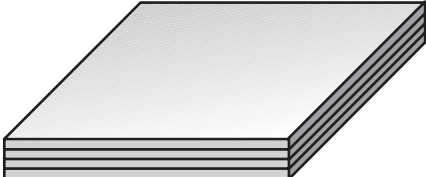
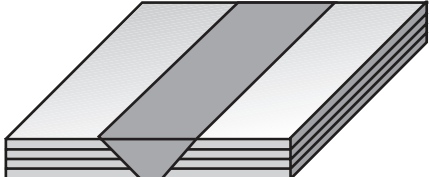
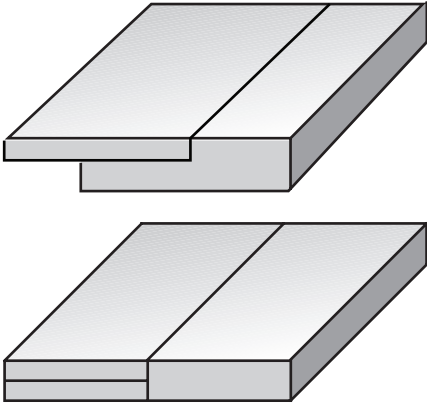
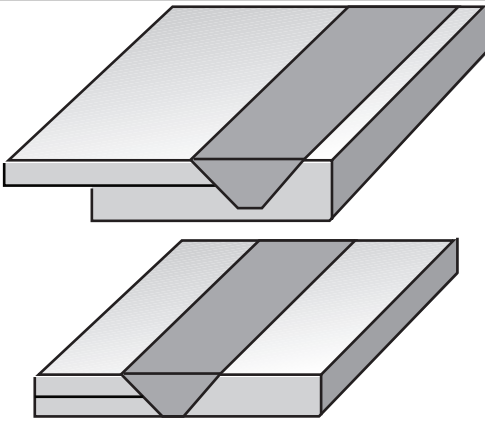
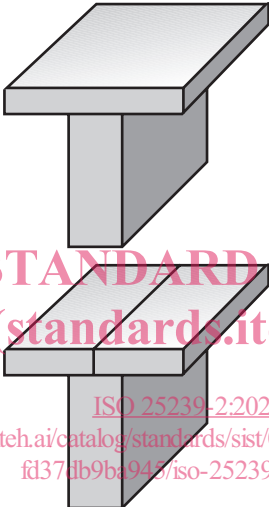
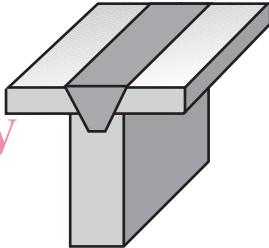
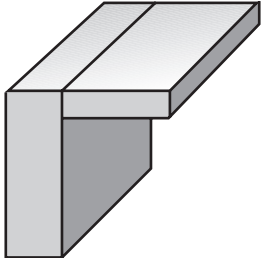
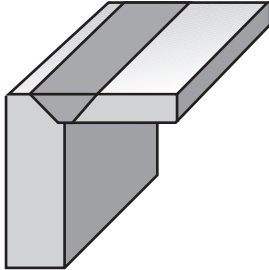
	Joint design	Before welding	After welding
1	Butt joint		 Single sided weld  Double sided weld
2	Butt joint with different thicknesses	 	 
3	Lap joint		
4	Multi sheet lap joint		



Table 1 (continued)

	Joint design	Before welding	After welding
5	Half overlap		
6	T-joint		
7	Corner joint		
8	Fillet joint	