



Designation: ~~D5445-05~~ Designation: D5445 – 11

## Standard Practice for Pictorial Markings for Handling of Goods<sup>1</sup>

This standard is issued under the fixed designation D5445; the number immediately following the designation indicates the year of original adoption or, in the case of revision, the year of last revision. A number in parentheses indicates the year of last reapproval. A superscript epsilon ( $\epsilon$ ) indicates an editorial change since the last revision or reapproval.

*This standard has been approved for use by agencies of the Department of Defense.*

### 1. Scope

1.1 This practice establishes a set of symbols to be used for marking of packages or containers to indicate special handling and storage requirements.

1.2 *This standard does not purport to address all of the safety concerns, if any, associated with its use. It is the responsibility of the user of this standard to establish appropriate safety and health practices and determine the applicability of regulatory limitations prior to use.*

### 2. Referenced Documents

2.1 *ASTM Standards:*<sup>2</sup>

D996 [Terminology of Packaging and Distribution Environments](#)

2.2 *ISO Standards:*

ISO 780 Pictorial Marking for Handling of Goods<sup>3</sup>

ISO 7000 Registration of Markings and Symbols<sup>3</sup>

### 3. Terminology

3.1 *Definitions*—General definitions for packaging and distribution are found in Terminology D996.

### 4. Significance and Use

4.1 Packages are often marked with handling instructions in the language of the country of origin. While this may safeguard the consignment to some extent, it is of little value for goods consigned to, or through, countries using different languages, and of no value at all if people unloading the packages are illiterate. Pictorial symbols offer the most likely means of conveying the consignor's intention and their adoption will, therefore, undoubtedly reduce loss and damage through incorrect handling. The use of pictorial symbols does not provide any guarantee of satisfactory handling; proper protective packaging is therefore of primary importance.

### 5. Symbols

5.1 *Display of Symbols*—Symbols may appear on a label or should preferably be printed directly on the package. It is recommended that printed symbols be painted, stenciled (see Note 1), preprinted or otherwise reproduced, as specified herein. Affirmative symbols need not be framed by border lines, but all negative symbols, that is, “**DO NOT ...**,” shall have borders with a slash mark across.

NOTE 1—For stencilling, the symbols may be provided with bars if required (see Appendix X1).

5.2 *Color of Symbols*—The preferred color for symbols is black. If the color of the package is such that the symbol would not show clearly, provide a panel of a suitable contrasting color, preferably white, as a background. Take care to avoid the use of colors that could lead to confusion with the labeling of dangerous goods. The color red may be used when increased emphasis is required to focus attention of package handlers.

5.3 *Size of Symbols*—The suggested sizes of symbols shall be 100, 150, or 200 mm (4, 6, or 8 in.). The size or shape of the

<sup>1</sup> This practice is under the jurisdiction of ASTM Committee [D10](#) on Packaging and is the direct responsibility of Subcommittee [D10.11](#) on Terminology. Current edition approved May 1, 2005. Published May 2005. Originally approved in 1993. Last previous edition approved in 2003 as [D5445-03a](#). DOI: [10.1520/D5445-05](#) on Terminology (Definitions).

Current edition approved Aug. 1, 2011. Published September 2011. Originally approved in 1993. Last previous edition approved in 2005 as [D5445 – 05](#). DOI: [10.1520/D5445-11](#).

<sup>2</sup> For referenced ASTM standards, visit the ASTM website, [www.astm.org](#), or contact ASTM Customer Service at [service@astm.org](#). For *Annual Book of ASTM Standards* volume information, refer to the standard's Document Summary page on the ASTM website.

<sup>3</sup> Available from American National Standards Institute, 25 W. 43rd St., New York, NY 10017.

package may, however, necessitate use of larger or smaller sizes for the symbols, scaled proportionately.

5.4 *Number, Location, and Position of Symbols:*

5.4.1 Use only those pictorial markings required for the package.

5.4.2 The number of identical symbols to be affixed to any package depends on its size and shape (see remarks column for each symbol).

5.4.3 When packages are formed into a unit load, locate symbols so as to ensure they are visible (see Symbol 2).

5.4.4 Give particular attention to the correct application of the marks. Faulty application may lead to misinterpretation. Apply Symbols 4, 6, 7, and 32 in their correct respective positions to convey their meanings clearly and fully.

**6. Handling Instructions**

6.1 Indicate handling instructions on packages by using the corresponding symbols given in the remarks column of each symbol. Symbol 1 contains two messages.

6.2 If necessary the cautionary basic text may appear below the symbol in English or in the national language of the country of destination, or both. However, to the extent possible, instructions should be written in languages commonly used in international trade.

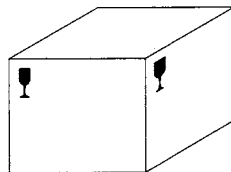
**7. Keywords**

7.1 handling; packaging; pictorial markings; symbols

iTeh Standards  
(<https://standards.iteh.ai>)  
Document Preview



Examples of display:



**FUNCTION:** To indicate a) that the contents of the package are fragile;

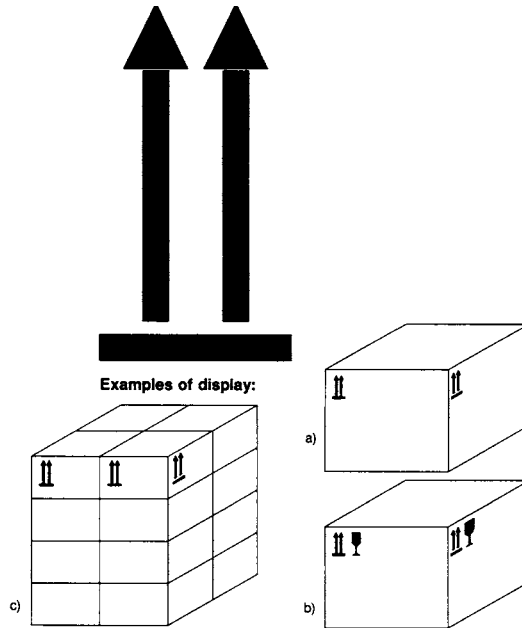
b) That it has to be handled with care

**REMARKS:** Place on at least two adjacent sides in upper corner

When used with symbol 2, that symbol shall be closest to corner (see 2b)

ISO 7000/ No. 0621

**SYMBOL 1 “Fragile Handle With Care”**



**FUNCTION:** To indicate the correct upright position of the package

**REMARKS:** Shall be shown near the left hand upper corner on all four upright sides of the package


Arrows should never be shown on top of the package

ISO 7000/ No. 0623

**SYMBOL 2 “This Way Up”**

ASTM D5445-11

<https://standards.iteh.ai/catalog/standards/sist/a04c9c38-74d9-4190-a93e-a434ea49bc70/astm-d5445-11>



**FUNCTION:** To indicate that hooks are prohibited for lifting the package

**REMARKS:** For bags, symbol should be visible no matter how bags are stacked

This symbol is different than the ISO standard symbol for the same meaning or implication

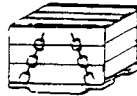
### SYMBOL 3 “Use No Hooks”

NOTE 1—See ISO symbols which are listed in the appendix.

(<https://standards.iteh.ai>)  
Document Preview



Examples of display:



**FUNCTION:** To indicate where the slings shall be placed for lifting the package

**REMARKS:** Place on at least two opposite faces of the package  
ISO 7000/ No. 0625

### SYMBOL 4 “Sling Here”




**FUNCTION:** To indicate that the package shall be kept dry

**REMARKS:** Place on at least two adjacent sides in upper corner

ISO 7000/ No. 0626

**SYMBOL 5 “Keep Dry”**




iTeh Standards  
(<https://standards.iteh.ai>)  
Document Preview

ASTM D5445-11

<https://standards.iteh.ai/catalog/standards/sist/a719-4190-a93e-a434ea49bc70/astm-d5445-11>

Examples of display:



**FUNCTION:** To indicate the center of gravity of the package

Example shows center of gravity not identical to that assumed by geometrical shape of package

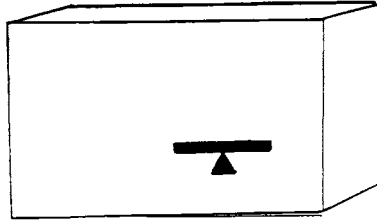
**REMARKS:** Place on all six sides of package, relating to real position of center of gravity when different than geometric center

ISO 7000/ No. 0627

**SYMBOL 6 “Center of Gravity”**



Examples of display:



FUNCTION: To indicate center of balance in plane parallel to floor

REMARKS: Place on at least two opposite sides of package, whenever center of balance is different than geometric center

**SYMBOL 7 “Center of Balance”**

CAUTION



TOP HEAVY

FUNCTION: To indicate that the package is top heavy and may tip over easily

REMARKS: Place on at least two opposite sides of package

Use on any package over 90 kg (200 lb) weight and over 1.2 m (48 in.) high where center of gravity is higher than 1/2 standing height and height is two times or greater than shorter base dimension

Required in National Motor Freight Classification Item 680

**SYMBOL 8 “Package May Tip Over Easily”**




**FUNCTION:** To indicate that the package shall not be rolled while handling

**REMARKS:** This symbol is different than the ISO standard symbol for the same meaning or implication

**SYMBOL 9 “Do Not Roll”**

**NOTE 1**—See ISO symbols which are listed in the appendix.


iTeh Standards  
(<https://standards.iteh.ai>)  
Document Preview



**FUNCTION:** To indicate that the package shall be kept away from heat

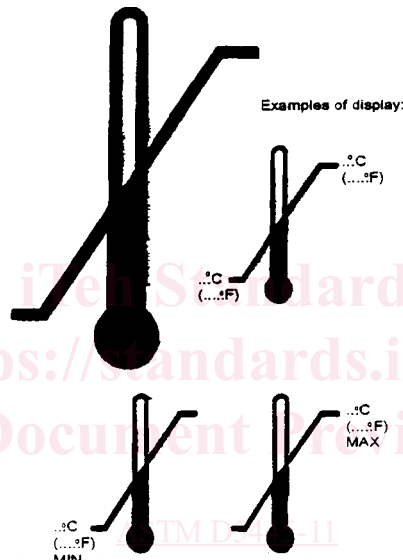
**SYMBOL 10 “Keep Away from Heat”**

<https://standards.iteh.ai/catalog/standards/sist/a04190-a93e-a434ea49bc70/astm-d5445-11>



FUNCTION: To indicate that the package shall be kept away from cold

**SYMBOL 11 “Keep Away from Cold”**




FUNCTION: To indicate the temperature limits within which the package shall be kept and handled

REMARKS: ISO 7000/ No. 0632

**SYMBOL 12 “Temperature Limits”**





**FUNCTION:** To indicate that stacking of the package is not allowed

No other load shall be placed on any package with this symbol

**REMARKS:** Use on at least two adjacent sides

This symbol is different than the ISO standard symbol for the same meaning or implication

**SYMBOL 13 “Do Not Stack”**

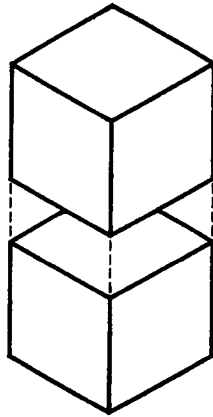
NOTE 1—See ISO symbols which are listed in the appendix.

iTech Standards  
(<https://standards.iteh.ai>)  
Document Preview

[ASTM D5445-11](#)

<https://standards.iteh.ai/catalog/standards/sist/a04c9c38-74d9-4190-a93e-a434ea49bc70/astm-d5445-11>

n



**FUNCTION:** To indicate the limited stacking possibilities of the package when like packages are placed on top

**REMARKS:** Use on at least two adjacent sides, where *N* = number of packages, maximum for stacking


This symbol is different than the ISO standard symbol for the same meaning or implication

(<https://standards.iteh.ai>)  
**SYMBOL 14 “Stacking Limitation by Number”**

NOTE 1—See ISO symbols which are listed in the appendix.

ASTM D5445-11  
... kg max (... lb max)

<https://standards.iteh.ai/catalog/standards/sist/a044610-74d9-4190-a93e-a434ea49bc70/astm-d5445-11>



**FUNCTION:** To indicate the limited stacking possibilities of the package when unlike packages are placed on top

**REMARKS:** Use on at least two adjacent sides  
ISO 7000/ No. 0630

**SYMBOL 15 “Stacking Limitation by Weight”**




**FUNCTION:** To indicate where hand trucks shall not be placed when handling the package

**REMARKS:** Place on lower part of each side of package where hand trucks are not to be used

This symbol is different than the ISO standard symbol for the same meaning or implication

**SYMBOL 16 “No Hand Trucks Here”**

NOTE 1—See ISO symbols which are listed in the appendix.



**FUNCTION:** To indicate that the lift truck type depicted shall not be used to handle the package

**REMARKS:** Place on each side of package where the lift truck is prohibited from handling

This symbol is different than the ISO standard symbol for the same meaning or implication

**SYMBOL 17 “Do Not Use This Lift Truck for Handling”**

NOTE 1—See ISO symbols which are listed in the appendix.