



Designation: E2804 – 11

Standard Test Method for Evaluating Emergency Response Robot Capabilities: Mobility: Confined Area Obstacles: Stairs/Landings¹

This standard is issued under the fixed designation E2804; the number immediately following the designation indicates the year of original adoption or, in the case of revision, the year of last revision. A number in parentheses indicates the year of last reappraisal. A superscript epsilon (ϵ) indicates an editorial change since the last revision or reappraisal.

1. Scope

1.1 Purpose:

1.1.1 The purpose of this test method is to quantitatively evaluate a teleoperated ground robot's (see Terminology E2521) capability of traversing stairs with landings in confined areas.

1.1.2 Robots shall possess a certain set of mobility capabilities, including negotiating obstacles, to suit critical operations such as emergency responses. Stairs with landings are a type of obstacle that exists in emergency response and other environments. These environments often pose constraints to robotic mobility to various degrees. This test method specifies apparatuses, procedures, and metrics to standardize this testing.

1.1.3 The test apparatuses are scalable to provide a range of lateral dimensions to constrain the robotic mobility during task performance. Fig. 1 shows three apparatus sizes to test robots intended for different emergency response scenarios.

1.1.4 Emergency response ground robots shall be able to handle many types of obstacles and terrain complexities. The required mobility capabilities include traversing gaps, hurdles, stairs, slopes, various types of floor surfaces or terrains, and confined passageways. Yet additional mobility requirements include sustained speeds and towing capabilities. Standard test methods are required to evaluate whether candidate robots meet these requirements.

1.1.5 ASTM Task Group E54.08.01 on Robotics specifies a mobility test suite, which consists of a set of test methods for evaluating these mobility capability requirements. This confined area stairs/landings test method is a part of the mobility test suite. The apparatuses associated with the test methods challenge specific robot capabilities in repeatable ways to facilitate comparison of different robot models as well as particular configurations of similar robot models.

1.1.6 The mobility test suite quantifies elemental mobility capabilities necessary for ground robot intended for emergency response applications. As such, users of this standard can use

either the entire suite or a subset based on their particular performance requirements. Users are also allowed to weight particular test methods or particular metrics within a test method differently based on their specific performance requirements. The testing results should collectively represent an emergency response ground robot's overall mobility performance. These performance data can be used to guide procurement specifications and acceptance testing for robots intended for emergency response applications.

NOTE 1—Additional test methods within the suite are anticipated to be developed to address additional or advanced robotic mobility capability requirements, including newly identified requirements and even for new application domains.

1.2 *Performing Location*—This test method shall be performed in a testing laboratory or the field where the specified apparatus and environmental conditions are implemented.

1.3 The values stated in SI units are to be regarded as the standard. The values given in parentheses are not precise mathematical conversions to inch-pound units. They are close approximate equivalents for the purpose of specifying material dimensions or quantities that are readily available to avoid excessive fabrication costs of test apparatuses while maintaining repeatability and reproducibility of the test method results. These values given in parentheses are provided for information only and are not considered standard.

1.4 *This standard does not purport to address all of the safety concerns, if any, associated with its use. It is the responsibility of the user of this standard to establish appropriate safety and health practices and determine the applicability of regulatory limitations prior to use.*

2. Referenced Documents

2.1 ASTM Standards:²

E2521 Terminology for Evaluating Response Robot Capabilities

E2592 Practice for Evaluating Response Robot Capabilities: Logistics: Packaging for Urban Search and Rescue Task

¹ This test method is under the jurisdiction of ASTM Committee E54 on Homeland Security Applications and is the direct responsibility of Subcommittee E54.09 on Response Robots.

Current edition approved July 1, 2011. Published November 2011. DOI: 10.1520/E2804-11.

² For referenced ASTM standards, visit the ASTM website, www.astm.org, or contact ASTM Customer Service at service@astm.org. For *Annual Book of ASTM Standards* volume information, refer to the standard's Document Summary page on the ASTM website.

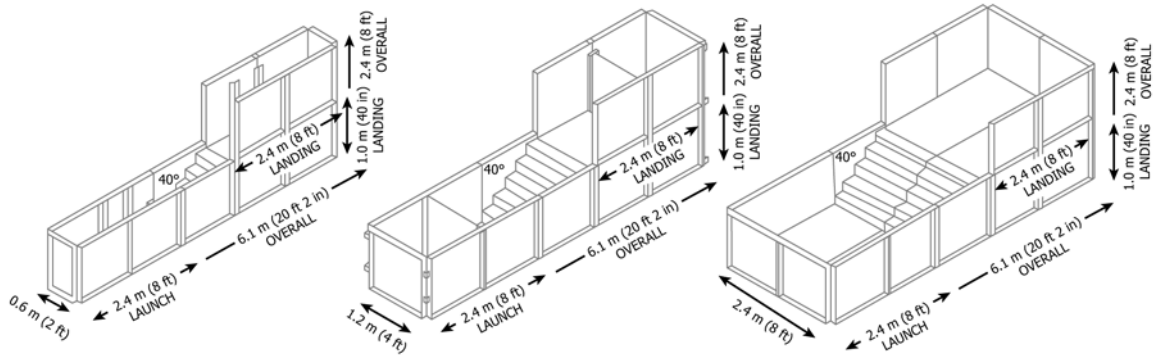


FIG. 1 Mobility: Confined Area Obstacles: Stairs/Landings Apparatuses

Force Equipment Caches

2.2 Additional Documents:

National Response Framework, U.S. Department of Homeland Security³

NIST Special Publication 1011–I–2.0 Autonomy Levels for Unmanned Systems (ALFUS) Framework, Volume I: Terminology, Version 2.0⁴

3. Terminology

3.1 Terminology E2521 lists additional definitions relevant to this test method.

3.2 Definitions:

3.2.1 *abstain, v*—prior to starting a particular test method, the robot manufacturer or designated operator shall choose to enter the test or abstain. Any abstention shall be granted before the test begins. The test form shall be clearly marked as such, indicating that the manufacturer acknowledges the omission of the performance data while the test method was available at the test time.

3.2.1.1 *Discussion*—Abstentions may occur when the robot configuration is neither designed nor equipped to perform the tasks as specified in the test method. Practice within the test apparatus prior to testing should allow for establishing the applicability of the test method for the given robot.

3.2.2 *administrator, n*—person who conducts the test—The administrator shall ensure the readiness of the apparatus, the test form, and any required measuring devices such as stopwatch and light meter; the administrator shall ensure that the specified or required environmental conditions are met; the administrator shall notify the operator when the safety belay is available and ensure that the operator has either decided not to use it or assigned a person to handle it properly; and the administrator shall call the operator to start and end the test and record the performance data and any notable observations during the test.

3.2.3 *emergency response robot, or response robot, n*—a robot deployed to perform operational tasks in an emergency response situation.

³ Available from Federal Emergency Management Agency (FEMA), P.O. Box 10055, Hyattsville, MD 20782-8055, <http://www.fema.gov/emergency/nrf/>.

⁴ Available from National Institute of Standards and Technology (NIST), 100 Bureau Dr., Stop 1070, Gaithersburg, MD 20899-1070, http://www.nist.gov/customcf/get_pdf.cfm?pub_id=824705.

3.2.3.1 *Discussion*—A response robot is a remotely deployable device intended to perform operational tasks at operational tempos during emergency responses. It is designed to serve as an extension of the operator for gaining improved remote situational awareness and for projecting her/his intent through the equipped capabilities. It is designed to reduce risk to the operator while improving effectiveness and efficiency of the mission. The desired features of a response robot include: rapid deployment; remote operation from an appropriate stand-off distance; mobility in complex environments; sufficiently hardened against harsh environments; reliable and field serviceable; durable or cost effectively disposable, or both; and equipped with operational safeguards.

3.2.4 *fault condition, n*—during the performance of the task(s) as specified by the test method, a certain condition may occur that renders the task execution to be failed and such a condition is called a fault condition. Fault conditions result in a loss of credit for the partially completed repetition. The test time continues until the operator determines that she/he can not continue and notifies the administrator. The administrator shall, then, pause the test time and add a time-stamped note on the test form indicating the reason for the fault condition.

3.2.4.1 *Discussion*—Fault conditions include robotic system malfunction, such as de-tracking, and task execution problems, such as excessive deviation from a specified path or failure to recognize a target.

3.2.5 *flat-floor terrain element, n*—flat surface with overall dimensions of 1.2 by 1.2 m (4 by 4 ft) which is elevated by using 10-by 10-cm (4-by 4-in.) posts to form a 10 cm (4 in.) thick pallet. The material used to build these elements shall be strong enough to allow the participating robots to execute the tasks.

3.2.5.1 *Discussion*—The material that is typically used to build these elements, oriented strand board (OSB), is commonly available construction material. The frictional characteristics of OSB resemble that of dust covered concrete and other human-improved flooring surfaces often encountered in emergency responses.

3.2.6 *human-scale, adj*—used to indicate that the objects, terrains, or tasks specified in this test method are in a scale consistent with the environments and structures typically negotiated by humans, although possibly compromised or collapsed enough to limit human access. Also, that the response

robots considered in this context are in a volumetric and weight scale appropriate for operation within these environments.

3.2.6.1 *Discussion*—No precise size and weight ranges are specified for this term. The test apparatus specifies the confined areas in which to perform the tasks. Such constraints limit the overall sizes of robots to those considered applicable to emergency response operations.

3.2.7 *operator, n*—person who controls the robot to perform the tasks as specified in the test method; she/he shall ensure the readiness of all the applicable subsystems of the robot; she/he through a designated second shall be responsible for the use of a safety belay; and she/he shall also determine whether to abstain the test.

3.2.8 *operator station, n*—apparatus for hosting the operator and her/his operator control unit (OCU, see ALFUS Framework Volume I: Terminology) to teleoperate (see Terminology E2521) the robot. The operator station shall be positioned in such a manner so as to insulate the operator from the sights and sounds generated at the test apparatuses.

3.2.9 *repetition, n*—robot's completion of the task as specified in the test method and readiness for repeating the same task when required.

3.2.9.1 *Discussion*—In a traversing task, the entire mobility mechanism shall be behind the START point before the traverse and shall pass the END point to complete a repetition. A test method can also specify returning to the START point to complete the task. Multiple repetitions, performed in the same test condition, may be used to establish the robot performance of a particular test method to a certain degree of statistical significance as specified by the testing sponsor.

3.2.10 *test event or event, n*—a set of testing activities that are planned and organized by the test sponsor and to be held at the designated test site(s).

3.2.11 *test form, n*—form corresponding to a test method that contains fields for recording the testing results and the associated information.

3.2.12 *test sponsor, n*—an organization or individual that commissions a particular test event and receives the corresponding test results.

3.2.13 *test suite, n*—designed collection of test methods that are used, collectively, to evaluate the performance of a robot's particular subsystem or functionality, including mobility, manipulation, sensors, energy/power, communications, human-robot interaction (HRI), logistics, safety, and aerial or aquatic maneuvering.

3.2.14 *testing task, or task, n*—a set of activities well defined in a test method for testing robots and the operators to perform in order for the robots' performance to be evaluated. A test method may specify multiple tasks. A task corresponds to the associated metric or metrics.

4. Summary of Test Method

4.1 The task for this test method, stair traversing, is defined as the entire robot traversing from the starting flat-floor terrain element to the landing at the top of the stairs apparatus and back. See Fig. 1 for an illustration. The test starts at the set of

stairs with the lowest slope and having dry surface. As the evaluation proceeds, the task shall be performed on all the other stair surfaces and on the increased stair inclines as specified in Section 6.

4.2 The robot's stair traversing capability is defined as the steepest stair set that the robot is able to traverse for all the selected surface types. Further, the test sponsor can specify the statistical reliability and confidence levels of such a capability and, thus, dictate the number of successful task performance repetitions that is required.

4.3 Teleoperation shall be used from the operator station specified by the administrator to test the robots using an OCU provided by the operator. The operator station shall be positioned and implemented in such a manner so as to insulate the operator from the sights and sounds generated at the test apparatus.

4.4 The operator is allowed to practice before the test. She/he is also allowed to abstain from the test before it is started. Once the test begins, there shall be no verbal communication between the operator and the administrator regarding the performance of a test repetition other than instructions on when to start and notifications of faults and any safety related conditions. The operator shall have the full responsibility to determine whether and when the robot has completed a repetition and notify the administrator accordingly. However, it is the administrator's authority to judge the completeness of the repetition.

NOTE 2—Practice within the test apparatus could help establish the applicability of the robot for the given test method. It allows the operator to gain familiarity with the standard apparatus and environmental conditions. It also helps the test administrator to establish the initial apparatus setting for the test when applicable.

4.5 The test sponsor has the authority to select the size of the lateral clearance for the specified confined area apparatus. The test sponsor also has the authority to select the test methods that constitute the test event, to select one or more test site(s) at which the test methods are implemented, to determine the corresponding statistical reliability and confidence levels of the results for each of the test methods, and to establish the participation rules including the testing schedules and the test environmental conditions.

5. Significance and Use

5.1 A main purpose of using robots in emergency response operations is to enhance the safety and effectiveness of emergency responders operating in hazardous or inaccessible environments. The testing results of the candidate robot shall describe, in a statistically significant way, how reliably the robot is able to negotiate various types of obstacles, including the specified one, and thus provide emergency responders sufficiently high levels of confidence to determine the applicability of the robot.

5.2 This test method addresses robot performance requirements expressed by emergency responders and representatives from other interested organizations. The performance data captured within this test method are indicative of the testing robot's capabilities. Having available a roster of successfully

tested robots with associated performance data to guide procurement and deployment decisions for emergency responders is consistent with the guideline of “Governments at all levels have a responsibility to develop detailed, robust, all-hazards response plans” as stated in National Response Framework.

5.3 The test apparatuses are scalable to constrain robot maneuverability during task performance for a range of robot sizes in confined areas associated with emergency response operations. Variants of the apparatus provide minimum lateral clearance of 2.4 m (8 ft) for robots expected to operate around environments such as cluttered city streets, parking lots, and building lobbies; minimum lateral clearance of 1.2 m (4 ft) for robots expected to operate in and around environments such as large buildings, stairwells, and urban sidewalks; minimum lateral clearance of 0.6 m (2 ft) for robots expected to operate within environments such as dwellings and work spaces, buses and airplanes, and semi-collapsed structures; minimum lateral clearance of less than 0.6 m (2 ft) with a minimum vertical clearance adjustable from 0.6 m (2 ft) to 10 cm (4 in) for robots expected to deploy through breeches and operate within sub-human size confined spaces voids in collapsed structures.

5.4 The standard apparatus is specified to be easily fabricated to facilitate self-evaluation by robot developers and provide practice tasks for emergency responders that exercise robot actuators, sensors, and operator interfaces. The standard apparatus can also be used to support operator training and establish operator proficiency.

5.5 Although the test method was developed first for emergency response robots, it may be applicable to other operational domains.

6. Apparatus

6.1 Four different stair inclines (30°, 35°, 40°, and 45°) are specified with two different stair tread surfaces, wood and “diamond plate” steel (Figs. 2 and 3). Each surface type is further specified with both the wet and dry conditions. Each stairs set contains five stairs with 20-cm (8-in.) risers. The depths of the treads are determined from the stair inclines and the riser heights. A safety rope belay shall be provided as an option for the operator.

6.2 The test apparatuses specify three lateral clearances, which are 2.4 m (8 ft), 1.2 m (4 ft), or 0.6 m (2 ft) wide, to be determined by the test sponsor. All three scales have 2.4 m (8 ft) long launch and landing areas as their default setting. The apparatuses shall be strong enough to allow the participating robots to execute the testing tasks.

6.3 The test sponsor has the authority to implement further confined launch and landing areas, which are square to match the selected lateral clearance. Removable containment walls shall be placed accordingly.

NOTE 3—The material that is typically used to build this test apparatus, OSB plywood, is a commonly available construction material. The frictional characteristics of OSB plywood resemble that of dust covered concrete floors and other improved flooring surfaces often encountered in emergency responses.

6.4 Various test conditions such as apparatus surface types and conditions, including wetness and friction levels, temperature, types of lighting, smoke, humidity, and rain shall be facilitated when the test sponsor requires. For example, for a test run in the dark environment, a light meter shall be used to read 0.1 lux or less. The darkness shall be re-measured when the lighting condition might have changed. The actual readings of these conditions should be recorded on the test form.

NOTE 4—The testing apparatus can be implemented in a standard International Standards Organization (ISO) shipping container, in which some of the test conditions can be furnished. To achieve the specified darkness, first turn off all the lighting sources inside and entirely cover the entrance with light-blocking drapes. The darkness is specified as 0.1 lux due to the implementation cost concerns for the apparatuses and due to the fact that robotic cameras are less sensitive than human eyes, such that any darkness below 0.1 lux would not make a difference in the cameras’ functioning. It is recognized that the environments in real applications may be darker than the specified test condition.

6.5 A stopwatch shall be provided to measure the timing performance.

7. Hazards

7.1 Besides 1.4 that addresses the human safety and health concerns, users of the standard shall also address the equipment preservation concerns and human robot coexistence concerns.

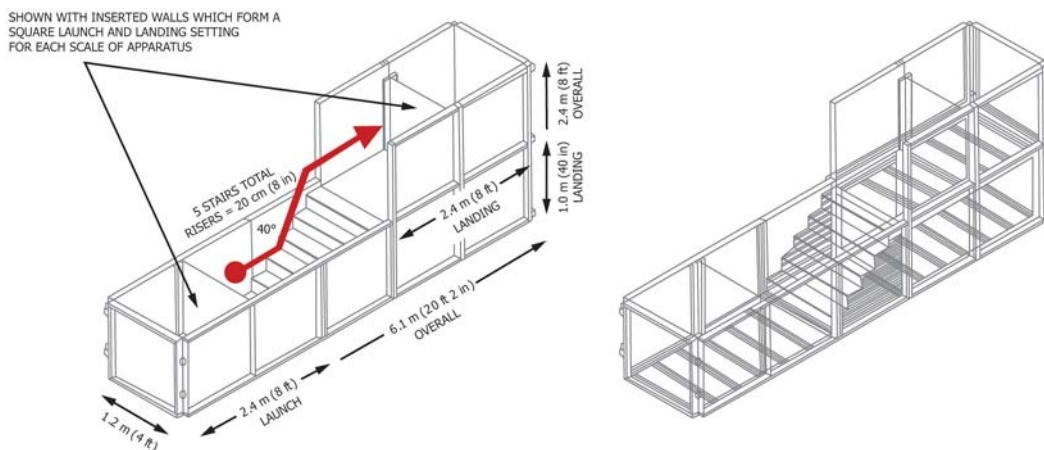


FIG. 2 Mobility: Confined Area Obstacles: Stairs/Landings Apparatus (Perspective Views)

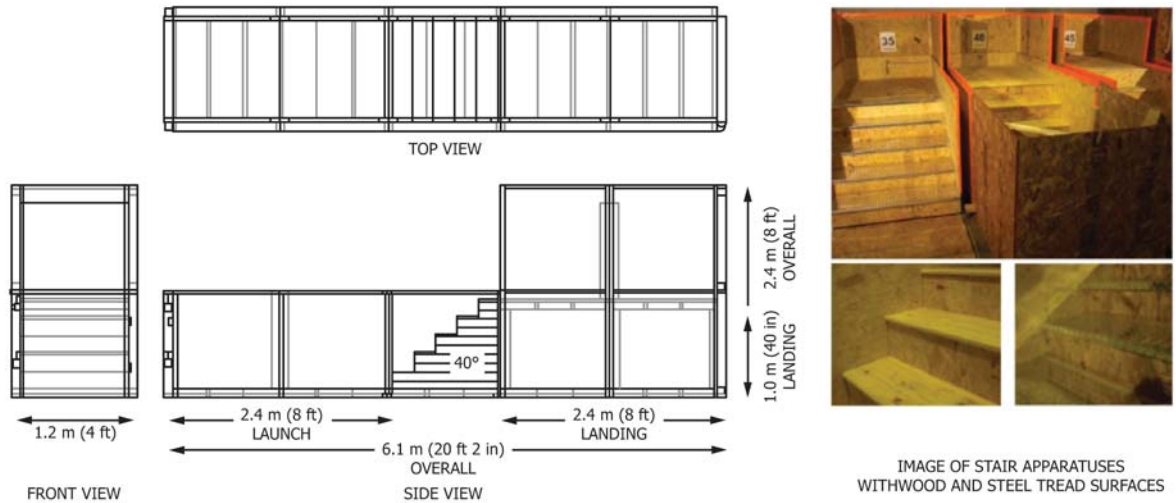


FIG. 3 Mobility: Confined Area Obstacles: Stairs/Landings Apparatus (Projection Views)

NOTE 5—A test sponsor has the authority to decide the environmental conditions under which this test is to be conducted. Such conditions can be stressful not only to the humans but also to the robots, such as high or low temperatures, excessive moisture, and rough terrains that can damage the robotic components or cause unexpected robotic motions.

8. Calibration and Standardization

8.1 The robot configuration as tested shall be described in detail on the test form, including all subsystems and components and their respective features and functionalities. The configuration shall be subjected to all the applicable test methods as determined by the test sponsor. Any variation in the configuration shall cause the resulting robot variant to be retested across all the applicable test methods to provide a consistent and comprehensive representation of the performance. Practice E2592 shall be used to record the robotic configuration.

8.2 Once a robot begins to be teleoperated to execute a specified task, the task shall be performed for the specified number of repetitions through completion without leaving the apparatus. During the process, the robot shall not be allowed to have the energy/power source replenished nor shall the robot be allowed any human physical intervention, including adjustment, maintenance, or repair. Any such actions shall be considered a fault condition.

8.3 The metric for this test method is the maximum incline among the specified stair sets on which all the specified stair surfaces are successfully traversed for the specified number of continuous repetitions.

8.4 In addition, the elapsed time for successfully performing the task, or average number of tasks performed per minute for multiple repetitions, is a performance proficiency index reflecting the combination of the robot's capability and efficiency, the OCU's ease of use, and the operator's skill level. Therefore, this temporal aspect is a part of the test and the results shall be recorded on the test form.

8.5 Although the metric is based on teleoperation, autonomous behaviors are allowed as long as the testing procedure is followed, with the associated effects reflected in the testing

scores. See ALFUS Framework Volume I: Terminology for the definition of autonomy.

8.6 The test sponsor has the authority to specify the lighting condition and other environmental variables, which can affect the test results. All environmental settings shall be noted on the test form.

8.7 A robot's reliability (R) of performing the specified task at a particular apparatus setting and the associated confidence (C) shall be established. The required R and C values dictate the required number of successful repetitions and the allowed number of failures during the test. With a given set of the R and C values, more successes will be needed when more failures are allowed. A test sponsor has the authority to specify the R and C values for her/his testing purposes, otherwise she/he can elect to use the default values for this standard. The factors to be considered in determining the values are mission requirements, consistency with the operating environments, ease of performing the required number of repetitions, and testing costs such as time and personnel. To meet the statistical significance established by the standards committee, which is 80 % reliability (probability of success) with 85 % confidence at any given setting of a test apparatus, the number of failures (incomplete repetitions or the occurrence of the fault conditions) in the specified set of repetitions shall be no more than the following:

- zero failures in 10 repetitions
- one failure in 20 repetitions
- three failures in 30 repetitions
- four failures in 40 repetitions
- six failures in 50 repetitions
- eight failures in 60 repetitions

NOTE 6—The two-failure and five-failure situations are omitted in order to have the total repetition numbers increment in sets of 10 consistently to ease test administration.

8.7.1 Additional repetition requirements can be calculated, if a test sponsor requires, by referring to general statistical analysis methods.

9. Procedure

9.1 For data traceability and organization purposes, the administrator shall obtain and record the pre-test information first. A set of specified fault conditions shall be followed during the test.

9.2 *Pre-test Information Collection:*

9.2.1 *Date*—Testing date; some test methods, when explicitly specified, can allow the tasks or repetitions to be distributed into multiple days; the time-of-the-day information may also be included.

9.2.2 *Facility*—Name of laboratory or field where the test is to be conducted.

9.2.3 *Location*—Names of campus, city, and state in which the facility is located.

9.2.4 *Event/Sponsor*—This field shall be recorded as general when a robot is tested for its performance record purposes independent of any particular event.

9.2.5 *Robot Model*—Name and model number, including any extension or remark to fully identify the particular configuration of the robot as tested.

9.2.6 *Robot Make*—Name of the manufacturer of the robot.

9.2.7 *Robot Configuration*—Identifier of the particular configuration of the robot as tested.

9.2.8 *Operator*—Name of the person who will teleoperate the robot for testing.

9.2.9 *Organization*—Name of the organization with which the operator is associated.

9.2.10 *Environment*—Condition under which the test will be conducted, including the light level, temperature, and humidity. The test sponsor has the authority to specify these conditions.

9.2.11 *Robot Communications*—State whether the operator is using radio, tether, or a combination to run the test.

9.2.12 *Trial Number*—Numerical sequence of the test being recorded.

NOTE 7—If a robot is tested for the first time, the trial number is 1 when the results are recorded. If the robot is tested again, the trial number is 2 when the results are recorded, on a separated test form and so on for each subsequent trial.

9.2.13 *Administrator*—Name, organization, and the contact information.

9.2.14 Additional information such as the naming convention for the performance-capturing video files is provided at the bottom of the form.

9.2.15 See the top and the bottom of the test form in **Fig. 4** and **Fig. 5** for an illustration.

9.3 *Testing Procedure:*

9.3.1 The operator either abstains or proceeds with the test. The abstention shall not be granted after this point.

9.3.2 The administrator identifies the testing stair set, including the slope and the stair surface type and announces the number of repetitions to be performed.

9.3.3 The administrator sets and verifies the test environmental conditions.

9.3.4 The operator places the robot at the starting position at the lower landing of the testing stair set facing the obstacle.

9.3.5 The administrator notifies the operator that the safety belay is available and ensures that the operator has either decided not to use it or assigned a person to handle it.

9.3.6 The administrator instructs the operator to begin the task, starts the timer when the operator begins, and records the total elapsed time.

9.3.7 The operator controls the robot to perform the traversing task fully so that the entire robot is on the upper landing. Return to the START point to complete one repetition. The administrator records the results on the test form. If the robot fails to complete the task, this constitutes a fault condition where the partially completed task is not credited. The administrator shall pause the overall test time and allow the operator to interact with the robot, reset the robot back to the start point, and resume the test when the administrator signals. The administrator shall note, on the test form, the indication of the fault condition and the time at which the pause occurred and shall provide a comprehensive maintenance and repair report if any such actions occur.

9.3.8 In the multiple repetition testing situation, follow the specification in **8.7**. The robot repeats **9.3.7** until all repetitions are completed or until any of the fault conditions, as specified in **9.4**, occurs.

9.3.9 Upon completion of the specified number of repetitions of the task at the apparatus setting, adjust the apparatus to the next incremental setting and repeat steps **9.3.7** through **9.3.8** until either the robot fails to complete the task, or the specified apparatus setting is successfully negotiated for the specified number of repetitions.

9.3.10 Note the last fully successful incline as the tested capability.

9.4 *Fault Conditions:*

9.4.1 Failure to complete a task once started;

9.4.2 Human communication with the operator regarding the status of the robot or the task;

9.4.3 Human intervention with the robot, such as adjustment, maintenance, repair, or belay, any time other than while testing is paused due to a fault condition.

10. Report

10.1 A test form, as defined in **3.2.11**, is required for this test method. The form shall include the following features and allow for recording both the testing information and the test results:

10.1.1 Metrics and corresponding measuring scales and ranges;

10.1.2 Any additional testing features such as those that can reflect performance proficiency;

10.1.3 Important notes to be recorded during the test, including particular fault conditions that occurred, the reason for abstaining, any observations by the administrator that could augment the recorded results in either positive or negative ways, or any comments that the operator requests to be put on the form;

10.1.4 Testing administrative information as specified in **9.2**.