

INTERNATIONAL  
STANDARD

ISO  
16478

First edition  
2023-11

---

---

**Thermal insulation products —  
Vacuum insulation panels (VIPs) —  
Specification**

iTeh Standards  
(<https://standards.itih.ai>)  
Document Preview

[ISO 16478:2023](https://standards.itih.ai/catalog/standards/sist/ae000f5d-d648-442f-a56b-d178ea8c8362/iso-16478-2023)

<https://standards.itih.ai/catalog/standards/sist/ae000f5d-d648-442f-a56b-d178ea8c8362/iso-16478-2023>



Reference number  
ISO 16478:2023(E)

© ISO 2023

iTeh Standards  
(<https://standards.itih.ai>)  
Document Preview

[ISO 16478:2023](https://standards.itih.ai/catalog/standards/sist/ae000f5d-d648-442f-a56b-d178ea8c8362/iso-16478-2023)

<https://standards.itih.ai/catalog/standards/sist/ae000f5d-d648-442f-a56b-d178ea8c8362/iso-16478-2023>



**COPYRIGHT PROTECTED DOCUMENT**

© ISO 2023

All rights reserved. Unless otherwise specified, or required in the context of its implementation, no part of this publication may be reproduced or utilized otherwise in any form or by any means, electronic or mechanical, including photocopying, or posting on the internet or an intranet, without prior written permission. Permission can be requested from either ISO at the address below or ISO's member body in the country of the requester.

ISO copyright office  
CP 401 • Ch. de Blandonnet 8  
CH-1214 Vernier, Geneva  
Phone: +41 22 749 01 11  
Email: [copyright@iso.org](mailto:copyright@iso.org)  
Website: [www.iso.org](http://www.iso.org)

Published in Switzerland

# Contents

Page

<b>Foreword</b> .....	<b>iv</b>
<b>1 Scope</b> .....	<b>1</b>
<b>2 Normative references</b> .....	<b>1</b>
<b>3 Terms, definitions, symbols and units</b> .....	<b>2</b>
3.1 Terms and definitions.....	2
3.2 Symbols and units.....	6
<b>4 Requirements</b> .....	<b>10</b>
4.1 General.....	10
4.2 Thermal resistance and thermal conductivity.....	10
4.2.1 General.....	10
4.2.2 Initial COP thermal properties.....	10
4.2.3 Size dependent value.....	10
4.3 Length, width, squareness and flatness.....	11
4.4 Thickness.....	12
4.5 Dimensional stability.....	12
<b>5 Sampling</b> .....	<b>12</b>
<b>6 Test methods</b> .....	<b>12</b>
6.1 General.....	12
6.2 Thermal resistance and thermal conductivity.....	13
6.2.1 General.....	13
6.2.2 Initial COP thermal properties.....	13
6.2.3 Linear thermal transmittance.....	13
6.2.4 Aged thermal properties (25 years).....	13
6.3 Length, width, squareness and flatness.....	14
6.3.1 General.....	14
6.3.2 Length and width.....	14
6.3.3 Squareness on length and width.....	14
6.3.4 Flatness.....	14
6.4 Thickness.....	14
6.5 Dimensional stability.....	15
<b>7 Conformity control</b> .....	<b>15</b>
<b>8 Marking and labelling</b> .....	<b>15</b>
<b>Annex A (normative) Determination of linear thermal transmittance</b> .....	<b>16</b>
<b>Annex B (normative) Determination of aged value for silica core VIP</b> .....	<b>22</b>
<b>Annex C (normative) Determination of the aged values for glass fibre core VIP</b> .....	<b>28</b>
<b>Annex D (normative) Relationship between <math>\lambda(p)</math> and the inner pressure</b> .....	<b>34</b>
<b>Annex E (normative) Product type determination (PTD) and factory production control (FPC)</b> .....	<b>36</b>
<b>Annex F (informative) Additional properties</b> .....	<b>37</b>
<b>Annex G (informative) Measurement of inner pressure</b> .....	<b>41</b>
<b>Annex H (informative) Mounting and fixing procedure for reaction to fire tests</b> .....	<b>47</b>
<b>Bibliography</b> .....	<b>52</b>

## Foreword

ISO (the International Organization for Standardization) is a worldwide federation of national standards bodies (ISO member bodies). The work of preparing International Standards is normally carried out through ISO technical committees. Each member body interested in a subject for which a technical committee has been established has the right to be represented on that committee. International organizations, governmental and non-governmental, in liaison with ISO, also take part in the work. ISO collaborates closely with the International Electrotechnical Commission (IEC) on all matters of electrotechnical standardization.

The procedures used to develop this document and those intended for its further maintenance are described in the ISO/IEC Directives, Part 1. In particular, the different approval criteria needed for the different types of ISO document should be noted. This document was drafted in accordance with the editorial rules of the ISO/IEC Directives, Part 2 (see [www.iso.org/directives](http://www.iso.org/directives)).

ISO draws attention to the possibility that the implementation of this document may involve the use of (a) patent(s). ISO takes no position concerning the evidence, validity or applicability of any claimed patent rights in respect thereof. As of the date of publication of this document, ISO had not received notice of (a) patent(s) which may be required to implement this document. However, implementers are cautioned that this may not represent the latest information, which may be obtained from the patent database available at [www.iso.org/patents](http://www.iso.org/patents). ISO shall not be held responsible for identifying any or all such patent rights.

Any trade name used in this document is information given for the convenience of users and does not constitute an endorsement.

For an explanation of the voluntary nature of standards, the meaning of ISO specific terms and expressions related to conformity assessment, as well as information about ISO's adherence to the World Trade Organization (WTO) principles in the Technical Barriers to Trade (TBT), see [www.iso.org/iso/foreword.html](http://www.iso.org/iso/foreword.html).

This document was prepared by Technical Committee ISO/TC 163, *Thermal performance and energy use in the built environment*, Subcommittee SC 3, *Thermal insulation products, components and systems*.

Any feedback or questions on this document should be directed to the user's national standards body. A complete listing of these bodies can be found at [www.iso.org/members.html](http://www.iso.org/members.html).

# Thermal insulation products — Vacuum insulation panels (VIPs) — Specification

## 1 Scope

This document:

- defines requirements for vacuum insulation panels (VIPs) with silica or glass fibre core, which are used for thermal insulation of buildings;
- outlines required product properties, their performance, test methods and rules for conformity evaluations, identification and labelling;
- provides a test method to determine ageing factors and the influence of the linear thermal bridges at the edges.

This document is applicable to all types of silica and glass fibre core VIPs, independent of the type of envelope. In the case of a glass fibre core VIP, it is only applicable to VIPs with desiccants whose service life is  $\geq 25$  years.

This document is not applicable to:

- any specific installation and application requirements;
- products intended to be used for the insulation of building equipment and industrial installations.

## 2 Normative references

The following documents are referred to in the text in such a way that some or all of their content constitutes requirements of this document. For dated references, only the edition cited applies. For undated references, the latest edition of the referenced document (including any amendments) applies.

ISO 1182, *Reaction to fire tests for products — Non-combustibility test*

ISO 1716, *Reaction to fire tests for products — Determination of the gross heat of combustion (calorific value)*

ISO 3529-1, *Vacuum technology — Vocabulary — Part 1: General terms*

ISO 3529-2, *Vacuum technology — Vocabulary — Part 2: Vacuum pumps and related terms*

ISO 3529-3, *Vacuum technology — Vocabulary — Part 3: Total and partial pressure vacuum gauges*

ISO 8301, *Thermal insulation — Determination of steady-state thermal resistance and related properties — Heat flow meter apparatus*

ISO 8302, *Thermal insulation — Determination of steady-state thermal resistance and related properties — Guarded hot plate apparatus*

ISO 8990, *Thermal insulation — Determination of steady-state thermal transmission properties — Calibrated and guarded hot box*

ISO 10211, *Thermal bridges in building construction — Heat flows and surface temperatures — Detailed calculations*

ISO 10456, *Building materials and products — Hygrothermal properties — Tabulated design values and procedures for determining declared and design thermal values*

## ISO 16478:2023(E)

ISO 11925-2, *Reaction to fire tests — Ignitability of products subjected to direct impingement of flame — Part 2: Single-flame source test*

ISO 12136, *Reaction to fire tests — Measurement of material properties using a fire propagation apparatus*

ISO 12567-1, *Thermal performance of windows and doors — Determination of thermal transmittance by the hot-box method — Part 1: Complete windows and doors*

ISO 12576-1:2001, *Thermal insulation — Insulating materials and products for buildings — Conformity control systems — Part 1: Factory-made products*

ISO 29465, *Thermal insulating products for building applications — Determination of length and width*

ISO 29466, *Thermal insulating products for building applications — Determination of thickness*

ISO 29467, *Thermal insulating products for building applications — Determination of squareness*

ISO 29468, *Thermal insulating products for building applications — Determination of flatness*

ISO 29472, *Thermal insulating products for building applications — Determination of dimensional stability under specified temperature and humidity conditions*

EN 13501-1, *Fire classification (Euroclasses) of construction products and building elements — Classification using test data from reaction to fire tests*

EN 13823, *Reaction to fire tests for building products — Building products excluding floorings exposed to the thermal attack by a single burning item*

### 3 Terms, definitions, symbols and units

For the purposes of this document, the following terms and definitions apply.

ISO and IEC maintain terminology databases for use in standardization at the following addresses:

- ISO Online browsing platform: available at <https://www.iso.org/obp>
- IEC Electropedia: available at <https://www.electropedia.org/>

#### 3.1 Terms and definitions

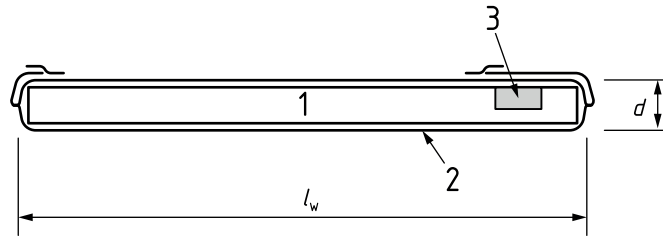
##### 3.1.1

##### **vacuum insulation panel**

##### **VIP**

insulation element containing open porous *core material* (3.1.4) and an *adsorbent* (3.1.8) within an *envelope* (3.1.5), where the *inner pressure* (3.1.10) inside the envelope is significantly lower, close to the vacuum (i.e. zero pressure), than the ambient air pressure

Note 1 to entry: A schematic view of a VIP is shown in [Figure 1](#).

**Key**

- 1 core material
- 2 envelope
- 3 adsorbent
- $d$  thickness (3.1.17)
- $l_w$  working length (3.1.11)

**Figure 1 — Schematic view of VIP****3.1.2****silica core VIP**

*vacuum insulation panel (VIP)* (3.1.1) using fumed silica or other comparable silica powders as *core material* (3.1.4)

**3.1.3****glass fibre core VIP**

*vacuum insulation panel (VIP)* (3.1.1) using glass fibre as *core material* (3.1.4), and generally containing an *adsorbent* (3.1.8)

**3.1.4****core material**

open porous insulation material constituting the main component inside the *vacuum insulation panel (VIP)* (3.1.1) *envelope* (3.1.5)

**3.1.5****envelope**

barrier layer(s) of the *vacuum insulation panel (VIP)* (3.1.1) resisting gas or vapour permeation into and securing the vacuum inside the VIP

**3.1.6****metallized film****MF**

laminated film containing a high barrier performance metallic thin layer produced by chemical/physical deposition

**3.1.7****aluminium foil laminated film****AF**

laminated film containing aluminium foil as a gas barrier layer

**3.1.8****adsorbent**

material adsorbing either water vapour or dry air, or both, physically or chemically

**3.1.9****desiccant**

material added inside the *envelope* (3.1.5) for the purpose of adsorbing water vapour

EXAMPLE CaO.

**3.1.10**

**inner pressure**

total gas pressure within the *vacuum insulation panel (VIP)* (3.1.1)

**3.1.11**

**working length**

$l_w$   
longer linear dimension of the major surface of the test specimen

Note 1 to entry: See [Figure 2](#).

**3.1.12**

**working width**

$w_w$   
shorter linear dimension of the major surface of the test specimen, measured at right angles to the *working length* (3.1.11)

Note 1 to entry: See [Figure 2](#).

**3.1.13**

**core length**

$l_c$   
longer linear dimension of the *core material* (3.1.4) of the test specimen

Note 1 to entry: See [Figure 2](#).

**3.1.14**

**core width**

$w_c$   
shorter linear dimension of the *core material* (3.1.4) of the test specimen, measured at right angles to the *core length* (3.1.13)

**3.1.15**

**length of edge seal**

$l_2$   
longer linear dimension of the edge seal of the test specimen

Note 1 to entry: See [Figure 2](#).

**3.1.16**

**width of edge seal**

$w_2$   
shorter linear dimension of the edge seal of the test specimen, measured at right angles to the *edge seal length* (3.1.19)

Note 1 to entry: See [Figure 2](#).

**3.1.17**

**thickness**

$d$   
linear dimension measured perpendicularly to the length and width plane

**3.1.18**

**surface area**

$A_{sur}$   
area of gas permeation plane of the test specimen

Note 1 to entry  $A_{sur}$  shall be determined by [Formulae \(1\)](#) or [\(2\)](#).

metallized film (MF) (3.1.6) on both sides:

$$A_{sur} = l_2 \times w_2 \times 2 \tag{1}$$



MF on single side:

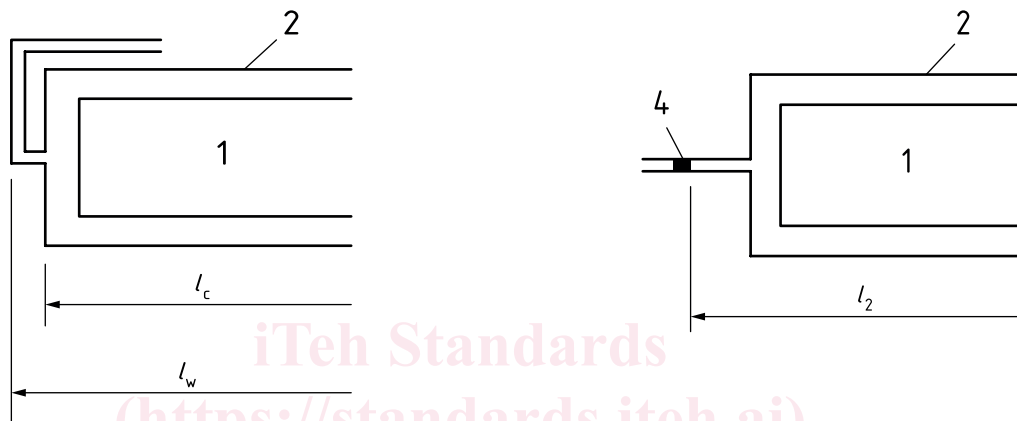
$$A_{\text{sur}} = l_2 \times w_2 \quad (2)$$

**3.1.19  
edge seal length**

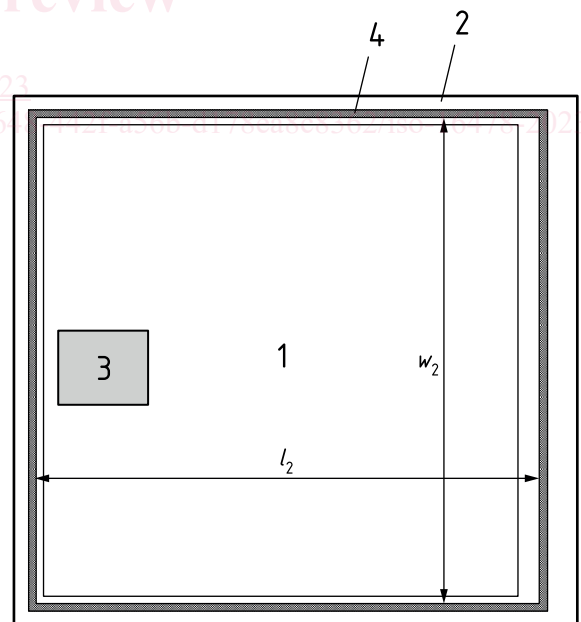
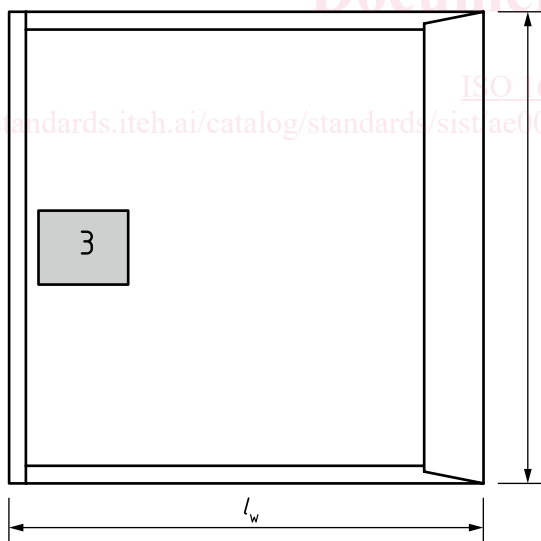
$l_{\text{es}}$   
total length of the edge seal of the test specimen

Note 1 to entry:  $l_{\text{es}}$  shall be determined by [Formula \(3\)](#).

$$l_{\text{es}} = l_2 \times 2 + w_2 \times 2 \quad (3)$$



iTeh Standards  
(<https://standards.itih.ai>)  
Document Preview



c) d)

**Key**

- 1 core material (3.1.4)
- 2 envelope (3.1.5)
- 3 adsorbent or desiccant
- 4 edge seal
- $l_c$  core length (3.1.13)
- $l_w$  working length (3.1.11)
- $l_2$  length of edge seal (3.1.15)
- $w_w$  working width (3.1.12)
- $w_2$  width of edge seal (3.1.16)

**Figure 2 — Dimensions of a VIP**

**3.1.20  
centre of panel  
COP**

area of the *vacuum insulation panel (VIP)* (3.1.1) not affected by the *edge effect* (3.1.21)

**3.1.21  
edge effect**

thermal bridging along the edge due to higher thermal conductivity of the outer *envelope* (3.1.5) compared to the *core material* (3.1.4)

**3.1.22  
aged value**

expected mean thermal conductivity value at 25 years in specified laboratory conditions

**3.2 Symbols and units**

$A$	surface area of the VIP	<a href="https://standards.iteh.ai/catalog/standards/sist/ae000f5d-d648-442f-a56b-d178ea8c8362/iso-16478-2023">ISO 16478:2023</a>	$m^2$
$A_m$	metering area of the GHP or HFM apparatus used for measurement		$m^2$
$A_N$	nominal surface area of the VIP		$m^2$
$A_{sp}$	area of the specimen measured by hot box method		$m^2$
$A_{sur}$	surface area of gas permeation plane of the product		$m^2$
$A_{sur,sp}$	surface area of gas permeation plane of the specimen		$m^2$
$C_{des}$	capacity of the desiccant		g/g
$C_{des,20\%}$	capacity of the desiccant including a safety margin of 20 %		g/g
$d$	thickness		m
$d_{ambient}$	thickness of the ventilated VIP		m
$d_N$	nominal thickness of the product		m
$d_{VIP}$	thickness of the VIP		m
$f_{air}$	acceleration factor for dry air of the envelope		-

$f_v$	acceleration factor for water vapour of the VIP envelope	-
$k$	factor related to the number of test results available	-
$l$	length	m
$l_c$	core length	m
$l_2$	length of edge seal	m
$l_w$	working length	m
$l_\psi$	length of the joints within the metering area	m
$m_1$	initial water amount of core material	g
$m_2$	amount of adsorbed water vapour	g
$m_{25a}$	water vapour amount adsorbed over 25 years	g
$m_{des}$	mass of desiccant	g
$m_{des,1a}$	mass of the desiccant after test	g
$m_{des,1d}$	sufficient amount of desiccant	g
$m_{des,2a}$	mass of the desiccant before acceleration test	g
$m_{des,2c}$	mass of the desiccant after acceleration test	g
$m_{des,0}$	mass of the fully dried desiccant	g
$m_{des,sat}$	mass of the saturated desiccant	g
$m'_{t,air,23/50}$	inner dry air mass increase rate at 23 °C, 50 % relative humidity (RH)	g/day
$m'_{t,v,23/50}$	water vapour mass increase rate at 23 °C, 50 % RH	g/day
$N$	number of test results	-
$P_{air}$	air permeability of the VIP envelope	$m^3 \cdot Pa / (m^2 \cdot s)$
$P_{air,total,23/50}$	air permeability of the VIP envelope of the product at 23 °C, 50 % RH	g/(day·Pa)
$P_{air,total,sp,23/50}$	air permeability of the VIP envelope of the specimen at 23 °C, 50 % RH	g/(day·Pa)
$P_{air,A,23/50}$	air permeability of the film surface at 23 °C, 50 % RH	g/( $m^2 \cdot day \cdot Pa$ )
$P_{air,l,23/50}$	air permeability of the edge seal at 23 °C, 50 % RH	g/( $m \cdot day \cdot Pa$ )
$P_v$	water intake rate of the VIP envelope	kg/( $m^2 \cdot s$ )
$p_{air}$	air pressure inside the VIP	Pa
$p_{air,atm}$	atmospheric pressure	Pa
$p_{lim}$	maximum value of the inner pressure measured at least 24 hours after production	Pa

$p_v$	water vapour pressure inside the VIP	Pa
$p_{v,out}$	atmospheric water vapour pressure	Pa
$p_0$	initial value of the inner pressure	Pa
$p_{1/2}$	inner pressure of VIP, where $\lambda$ increases by 1/2 of the thermal conductivity of still air	Pa
$p'_{t,air,23/50}$	inner pressure increase rate at 23 °C, 50 % RH	Pa/day
$p'_{t,air,40}$	inner pressure increase rate at 40 °C	Pa/day
$p'_{t,air,60}$	inner pressure increase rate at 60 °C	Pa/day
$p'_{t,air,80}$	inner pressure increase rate at 80 °C	Pa/day
$R_{aux}$	thermal resistance of the auxiliary material	$m^2 \cdot K/W$
$R_D$	declared thermal resistance	$m^2 \cdot K/W$
$R_{eq}$	thermal resistance obtained by assuming the entire surface to be homogeneous calculated by the thermal transmittance	$m^2 \cdot K/W$
$R_{s,t}$	total surface thermal resistance	$m^2 \cdot K/W$
$R_{mean}$	mean thermal resistance	$m^2 \cdot K/W$
$R_{tot}$	thermal resistance of VIP plus auxiliary material	$m^2 \cdot K/W$
$R_{90/90}$	90 % fractile with a confidence level of 90 % for the thermal resistance	$m^2 \cdot K/W$
$S$	top surface area (working length x working width) of the VIP	$m^2$
$S_b$	deviation from squareness on width or length	mm/m
$S_{MAX}$	deviation from flatness	mm
$S_N$	nominal perimeter of the product	m
$s_\lambda$	estimate of the standard deviation of the thermal conductivity	$W/(m \cdot K)$
$T$	temperature	K
$t$	time	s
$t_{des}$	lifetime of desiccant	a
$U$	thermal transmittance	$W/(m^2 \cdot K)$
$V$	core volume of the product	$m^3$
$V_{sp}$	core volume of the specimen	$m^3$
$V_{void}$	void volume of core	$m^3$
$w$	width	m
$w_c$	core width	m
$w_2$	width of edge seal	

$w_w$	working width	m
$X$	water content inside the VIP	mass-%
$\lambda_{\text{air}}$	thermal conductivity of still air	W/(m·K)
$\lambda_{\text{ambient}}$	thermal conductivity of a ventilated VIP at centre of the panel	W/(m·K)
$\lambda_{\text{cop}}$	thermal conductivity for centre of panel	W/(m·K)
$\lambda_{\text{cop,mean}}(25 \text{ years})$	average value of thermal conductivity over 25 years in use at centre of panel	W/(m·K)
$\lambda_{\text{cop,90/90,aged}}$	$\lambda_{90/90}$ at centre of panel plus ageing	W/(m·K)
$\lambda_D$	declared thermal conductivity	W/(m·K)
$\lambda_{\text{eq}}$	thermal conductivity including edge effect	W/(m·K)
$\lambda_{\text{eq,ja}}$	equivalent thermal conductivity including edge effect	W/(m·K)
$\lambda_{\text{mean}}$	mean value of thermal conductivity	W/(m·K)
$\lambda_i$	one test result of thermal conductivity	W/(m·K)
$\lambda_0$	thermal conductivity in the evacuated state	W/(m·K)
$\lambda'_p$	change of thermal conductivity with pressure	W/(m·K·Pa)
$\lambda'_t$	change of thermal conductivity with time	W/(m·K·s)
$\lambda_{\text{VIP}}$	thermal conductivity of the VIP	W/(m·K)
$\lambda'_x$	change of thermal conductivity with humidity	W/(m·K)/mass-%
$\lambda_{90/90}$	90 % fractile with a confidence level of 90 % of thermal conductivity	W/(m·K)
$\lambda'_{t,23/50}$	change of thermal conductivity with time at 23 °C 50 % RH	W/(m·K·s)
$\lambda'_{t,50/70}$	change of thermal conductivity with time at 50 °C 70 % RH	W/(m·K·s)
$\lambda_{\text{cop}}(t)$	time-dependent thermal conductivity value	W/(m·K)
$\lambda(t)_{,23/50}$	time-dependent value of thermal conductivity at 23 °C 50 % RH	W/(m·K·s)
$\lambda(t)_{,50/70}$	time-dependent value of thermal conductivity at 50 °C 70 % RH	W/(m·K·s)
$\lambda^*(t = 0)$	interpolated initial thermal conductivity	W/(m·K)
$\sigma_{\text{mt}}$	tensile strength perpendicular to faces	kPa
$\sigma_{10}$	compressive stress at 10 % deformation	kPa
$\varphi$	RH inside the VIP	%
$\varphi'_x$	change of RH inside the VIP as function of water content	(rel. humidity-%) / (mass-%)
$\Phi_{\text{in}}$	quantity of heat generated in the hot box	W

$\Phi_1$	quantity of heat loss from the hot box	W
$\Phi_{sur}$	quantity of heat flow through the surround panel	W
$\psi$	linear thermal transmittance	W/(m·K)
$\psi_m$	linear thermal transmittance for the joints in the metering area	W/(m·K)
$\Delta\theta_n$	environmental temperature difference between both sides of the specimen	K

## 4 Requirements

### 4.1 General

Products shall be assessed in accordance with [Clause 6](#) and meet the requirements as outlined in [Clause 4](#).

All characteristics defined in [Clause 4](#), if declared, shall be subject to product type determination (PTD) in accordance with [Annex E](#). The minimum frequencies of tests in the factory production control (FPC) shall be in accordance with [Annex E](#).

NOTE The manufacturer can choose to give information for additional properties (see [Annex F](#)).

### 4.2 Thermal resistance and thermal conductivity

#### 4.2.1 General

Requirements of thermal resistance and thermal conductivity are given in [Table 1](#).

**Table 1 — Thermal resistance and thermal conductivity**

Property	Thermal resistance	Thermal conductivity
	$R$ m <sup>2</sup> ·K/W	$\lambda$ W/(m·K)
Initial value of centre of panel (COP) ( $\lambda_{cop,90/90}, R_{cop,90/90}$ )	> 1,6	< 0,005
Initial value including thermal bridging ( $\lambda_D$ )	-	Declare
Aged value of COP ( $\lambda_{cop,90/90,aged}, R_{cop,90/90,aged}$ )	> 0,8	< 0,010
Aged value including thermal bridging ( $\lambda_{90/90,aged}$ )	-	Declare

#### 4.2.2 Initial COP thermal properties

The initial value of COP,  $R_{cop,90/90}$  and  $\lambda_{cop,90/90}$  shall be determined by using [Formulae \(4\)](#) and [\(5\)](#) and shall not exceed the limits given in [Table 1](#).

$$\lambda_{cop,90/90} = \lambda_{mean} + k \times s_\lambda \quad (4)$$

$$R_{cop,90/90} = \frac{d_N}{\lambda_{cop,90/90}} \quad (5)$$

#### 4.2.3 Size dependent value

##### 4.2.3.1 General

Edge effect and ageing effect depends on the size of VIP.