

ISO/TC 94/SC 3

Secretariat: BSI

Voting begins on:
2021-10-04

Voting terminates on:
2021-11-29

Personal protective equipment — Protective footwear

Équipement de protection individuelle — Chaussures de protection

iTeh STANDARD PREVIEW
(standards.iteh.ai)

[ISO/FDIS 20346](https://standards.iteh.ai/catalog/standards/sist/4bf711ce-ca1f-4d93-ae70-59f3c8f99a81/iso-fdis-20346)

<https://standards.iteh.ai/catalog/standards/sist/4bf711ce-ca1f-4d93-ae70-59f3c8f99a81/iso-fdis-20346>

ISO/CEN PARALLEL PROCESSING

RECIPIENTS OF THIS DRAFT ARE INVITED TO SUBMIT, WITH THEIR COMMENTS, NOTIFICATION OF ANY RELEVANT PATENT RIGHTS OF WHICH THEY ARE AWARE AND TO PROVIDE SUPPORTING DOCUMENTATION.

IN ADDITION TO THEIR EVALUATION AS BEING ACCEPTABLE FOR INDUSTRIAL, TECHNOLOGICAL, COMMERCIAL AND USER PURPOSES, DRAFT INTERNATIONAL STANDARDS MAY ON OCCASION HAVE TO BE CONSIDERED IN THE LIGHT OF THEIR POTENTIAL TO BECOME STANDARDS TO WHICH REFERENCE MAY BE MADE IN NATIONAL REGULATIONS.



Reference number
ISO/FDIS 20346:2021(E)

© ISO 2021

iTeh STANDARD PREVIEW (standards.iteh.ai)

ISO/FDIS 20346

<https://standards.iteh.ai/catalog/standards/sist/4bf711ce-ca1f-4d93-ae70-593c8f99a81/iso-fdis-20346>



COPYRIGHT PROTECTED DOCUMENT

© ISO 2021

All rights reserved. Unless otherwise specified, or required in the context of its implementation, no part of this publication may be reproduced or utilized otherwise in any form or by any means, electronic or mechanical, including photocopying, or posting on the internet or an intranet, without prior written permission. Permission can be requested from either ISO at the address below or ISO's member body in the country of the requester.

ISO copyright office
CP 401 • Ch. de Blandonnet 8
CH-1214 Vernier, Geneva
Phone: +41 22 749 01 11
Email: copyright@iso.org
Website: www.iso.org

Published in Switzerland

Contents

	Page
Foreword.....	v
1 Scope.....	1
2 Normative references.....	1
3 Terms and definitions.....	1
4 Classification and designs.....	8
5 Basic requirements for protective footwear.....	9
5.1 General.....	9
5.2 Design.....	12
5.2.1 General.....	12
5.2.2 Height of upper.....	12
5.2.3 Heel area.....	13
5.3 Whole footwear.....	13
5.3.1 Constructional performance.....	13
5.3.2 Toe protection.....	13
5.3.3 Leakproofness.....	15
5.3.4 Specific ergonomic features.....	15
5.3.5 Slip resistance.....	15
5.3.6 Innocuousness.....	16
5.3.7 Seam strength.....	16
5.4 Upper.....	16
5.4.1 General.....	16
5.4.2 Thickness.....	17
5.4.3 Tear strength.....	17
5.4.4 Tensile properties.....	18
5.4.5 Flexing resistance.....	18
5.4.6 Water vapour permeability and coefficient.....	18
5.4.7 Resistance to hydrolysis.....	18
5.5 Lining.....	19
5.5.1 General.....	19
5.5.2 Tear strength.....	19
5.5.3 Abrasion resistance.....	19
5.5.4 Water vapour permeability and coefficient.....	19
5.6 Tongue.....	19
5.6.1 General.....	19
5.6.2 Tear strength.....	20
5.7 Insole, insock and footbed.....	20
5.7.1 Thickness.....	20
5.7.2 Water permeability.....	20
5.7.3 Water absorption and desorption.....	20
5.7.4 Abrasion resistance.....	20
5.8 Outsole.....	20
5.8.1 General.....	20
5.8.2 Design.....	21
5.8.3 Tear strength.....	21
5.8.4 Abrasion resistance.....	21
5.8.5 Flexing resistance.....	22
5.8.6 Resistance to hydrolysis.....	22
5.8.7 Interlayer bond strength.....	22
6 Additional requirements for protective footwear.....	22
6.1 General.....	22
6.2 Whole footwear.....	23
6.2.1 Perforation resistance.....	23

6.2.2	Electrical properties.....	26
6.2.3	Resistance to inimical environments.....	26
6.2.4	Energy absorption of seat region.....	26
6.2.5	Water resistance.....	26
6.2.6	Metatarsal protection.....	26
6.2.7	Ankle protection.....	27
6.2.8	Cut resistance.....	27
6.2.9	Scuff cap abrasion.....	28
6.2.10	Slip resistance.....	28
6.3	Upper — Water penetration and absorption.....	28
6.4	Outsole.....	28
6.4.1	Resistance to hot contact.....	28
6.4.2	Resistance to fuel oil.....	28
6.4.3	Ladder grip.....	29
7	Marking.....	29
8	Manufacturer's instructions and information.....	30
8.1	General.....	30
8.2	Electrical properties.....	31
8.2.1	Partially conductive footwear.....	31
8.2.2	Antistatic footwear.....	31
8.3	Insocks.....	32
8.4	Perforation resistance.....	32
8.5	Date of obsolescence.....	33
Annex A	(normative) Customized protective footwear (protective footwear adapted to fit an individual user or a single unit to fit an individual user).....	34
Annex B	(informative) Assessment of the footwear by the wearer.....	38
Annex C	(informative) Slip resistance.....	40
Annex ZA	(informative) Relationship between this European Standard and the essential requirements of PPE Regulation (EU) 2016/425 aimed to be covered.....	43
Bibliography	45

Foreword

ISO (the International Organization for Standardization) is a worldwide federation of national standards bodies (ISO member bodies). The work of preparing International Standards is normally carried out through ISO technical committees. Each member body interested in a subject for which a technical committee has been established has the right to be represented on that committee. International organizations, governmental and non-governmental, in liaison with ISO, also take part in the work. ISO collaborates closely with the International Electrotechnical Commission (IEC) on all matters of electrotechnical standardization.

The procedures used to develop this document and those intended for its further maintenance are described in the ISO/IEC Directives, Part 1. In particular the different approval criteria needed for the different types of ISO documents should be noted. This document was drafted in accordance with the editorial rules of the ISO/IEC Directives, Part 2 (see www.iso.org/directives).

Attention is drawn to the possibility that some of the elements of this document may be the subject of patent rights. ISO shall not be held responsible for identifying any or all such patent rights. Details of any patent rights identified during the development of the document will be in the Introduction and/or on the ISO list of patent declarations received (see www.iso.org/patents).

Any trade name used in this document is information given for the convenience of users and does not constitute an endorsement.

For an explanation on the voluntary nature of standards, the meaning of ISO specific terms and expressions related to conformity assessment, as well as information about ISO's adherence to the World Trade Organization (WTO) principles in the Technical Barriers to Trade (TBT) see the following URL: www.iso.org/iso/foreword.html.

ISO 20346 was prepared by the European Committee for Standardization (CEN) Technical Committee CEN/TC 161, *Foot and leg protectors*, in collaboration with ISO Technical Committee ISO/TC 94, *Personal safety — Protective clothing and equipment*, Subcommittee SC 3, *Foot protection*, in accordance with the Agreement on technical cooperation between ISO and CEN (Vienna Agreement).

This third edition cancels and replaces the second edition (ISO 20346:2014), which has been technically revised. The main changes compared to the previous edition are as follows:

- revision of the terms and definitions [Clause 3](#);
- [Figures 1](#) to [Figure 4](#) revised;
- [Tables 1](#), [2](#) and [3](#) revised;
- heel area defined ([5.2.3](#));
- toe protection, depending on ISO 22568 - 1 and ISO 22568 -2, exchanging EN 12568:2010;
- requirement on slip resistance revised ([5.3.5](#) and [6.2.10](#)); marking “SRA”, “SRB” and “SRC” deleted; marking “SR” and “Ø” introduced;
- pH value and chromium VI tests added in [5.3.6](#); former separate clauses under upper, lining, tongue and insole/insock deleted;
- requirement for seam strength of hybrid footwear added ([5.3.7](#));
- requirement for upper materials not fulfilling WVP explained ([5.4.6](#));
- abrasion of insoles revised ([5.7.4](#));
- outsole requirements revised ([5.8](#));
- outsole thickness revised ([5.8.2.1](#));

- flexing resistance of outsole clarified ([5.8.5](#));
- perforation resistant insert, depending on ISO 22568-3 and ISO 22568-4, exchanging EN 12568:2010;
- tolerance added ([6.2.3.1](#));
- former [Annex A](#) Hybrid Footwear included in the general text ([Table 2](#), [5.4.1.2](#));
- optional requirement of metatarsal protection revised ([6.2.6](#));
- optional requirement on ankle protection clarified ([6.2.7](#));
- optional requirement for “SC” scuff caps added ([6.2.9](#));
- water penetration and absorption, symbol “WRU” deleted, symbol “WPA” introduced;
- optional requirement for “LG” Ladder grip of outsoles added ([6.4.3](#));
- marking revised ([Table 16](#) and [Table 21](#));
- two new categories added, P6 and P7 ([Table 21](#));
- information on obsolescence date added ([8.5](#));
- [Annex A](#) with requirements for customized protective footwear added;
- [Annex B](#) assessment of the footwear by the wearer added;
- [Annex C](#) Slip resistance added;
- requirement for electrically insulating footwear (EN 50321) deleted.

Any feedback or questions on this document should be directed to the user's national standards body. A complete listing of these bodies can be found at www.iso.org/members.html.

Personal protective equipment — Protective footwear

1 Scope

This document specifies basic and additional (optional) requirements for protective footwear used for general purpose. It includes, for example, mechanical risks, slip resistance, thermal risks, ergonomic behaviour. It includes, for example, mechanical risks, slip resistance, thermal risks, ergonomic behaviour. It also specifies requirements for protective footwear equipped with customized insoles, customized customized protective footwear or individual manufactured customized protective footwear. This standard does not cover the property of high visibility because of interaction with the clothing (e.g. trousers cover the footwear) and work area conditions (e.g. dirt, mud).

Special risks are covered by complementary job-related standards (e.g. footwear for firefighters, electrical insulating footwear, protection against chain saw injuries, protection against chemicals and molten metal splash, protection for motorcycle riders).

2 Normative references

The following documents are referred to in the text in such a way that some or all of their content constitutes requirements of this document. For dated references, only the edition cited applies. For undated references, the latest edition of the referenced document (including any amendments) applies.

The following referenced documents are indispensable for the application of this document.

ISO 20344:—, *Personal protective equipment — Test methods for footwear*

ISO 22568-1:2019, *Foot and leg protectors — Requirements and test methods for footwear components — Part 1: Metallic toecaps*

ISO 22568-2:2019, *Foot and leg protectors — Requirements and test methods for footwear component — Part 2: Non-metallic toecaps*

EN 13832-3:2018, *Footwear protecting against chemicals — Part 3: Requirements for footwear highly resistant to chemicals under laboratory conditions*

3 Terms and definitions

For the purposes of this document, the following terms and definitions apply.

ISO and IEC maintain terminological databases for use in standardization at the following addresses:

- ISO Online browsing platform: available at <https://www.iso.org/obp>
- IEC Electropedia: available at <https://www.electropedia.org/>

Note 1 to entry The component parts of footwear are illustrated in [Figure 1](#), [2](#) and [3](#).

Note 2 to entry Further terms and definitions can be found in ISO 19952^[1].

3.1

protective footwear

footwear incorporating protective features to protect the wearer from injuries that could arise through accidents

Note 1 to entry: Items of protective footwear are fitted with toecaps designed to give protection against impact of at least 100 J and against compression of at least 10 kN.

3.2

upper

part or parts of a shoe that cover the toes, the top of the foot, the sides of the foot, and the back of the heel; it is attached to the outsole of a footwear.

3.3

leather

hide or skin tanned to be imperishable

3.3.1

leather split

flesh or middle part of a hide or skin, obtained by splitting a thick leather which is tanned to be imperishable

3.4

rubber

type of elastic polymeric material which can be vulcanized

3.5

polymeric material

large molecules composed of repeating structural units (monomers) typically connected by chemical bond

EXAMPLE Polyurethane (PU) or polyvinylchloride (PVC).

3.6

insole

non-removable component used to form the base of the shoe to which the *upper* (3.2) is usually attached during lasting

3.7

insock

removable or non-removable footwear component used to cover completely the insole

3.7.1

seat sock

removable or non-removable footwear component used to cover the insole in the heel area

3.7.2

footbed

insock designed according to the sole of the foot with or without the aim of correcting the posture

Note 1 to entry: "Non-removable" means that the component cannot be removed without any damage.

Note 2 to entry: "Removable" means that the component can be removed, but the protective features are only maintained when it is placed into the footwear.

3.8

lining

material covering the inner surface of the footwear

Note 1 to entry: The wearer's foot is in direct contact with the lining.

Note 2 to entry: Where an upper is split at the forepart to house the toecap, or if an external piece of material is stitched to the upper to form a pocket to house the toecap, the material under the toecap acts as a lining.

3.9

cleat

protruding part of the outer surface of the sole

3.10**outsole**

outermost part to provide footwear with the necessary traction and protection from the floor surfaces it will be in contact with

3.10.1**rigid outsole**

outsole, which can be bent less than an angle of 45° under a load of 30 N

Note 1 to entry: According to ISO 20344:—; 8.5.

3.10.2**multi-layer outsole**

made up of two or more material layers completely covering the entire surface; a tread cover of less than 0,5 mm is not considered a layer

3.11**perforation resistant insert**

component, placed in the outsole complex or used as an insole simultaneously in order to provide protection against perforation

3.12**protective toecap**

built-in footwear component designed to protect the toes of the wearer from impacts and compression

3.13**scuff caps**

abrasion resistant materials or component to protect against scuff of the upper external toe region during kneeling activities

3.14**heel area**

counter (stiffener) area, rear part of the footwear

3.15**partially conductive footwear**

footwear with low electrical resistance between the wearer and the ground, able to dissipate some static electricity

3.16**antistatic footwear**

footwear maintaining some electrical resistance between the wearer and the ground, able to dissipate some static electricity

3.17**fuel oil**

aliphatic hydrocarbon constituent of petroleum

3.18**customized protective footwear**

covering all individual customized footwear and other specific conditions of a foot.

Note 1 to entry: They integrate in their design the recipient's own physiognomy and the specific arrangements aimed at modifying, correcting, compensating, curing, preventing, relieving a pathology, e.g. overweight, diabetes, hyperhidrosis, misalignments etc. ...

Note 2 to entry: Several types of customized protective footwear and footwear adaptations exist:

Type 1 — equipped with customized insoles

Protective footwear (according to this document) incorporating customized insoles adapted to the wearers needs.

Type 2 — modified protective footwear

protective footwear (according to this document) modified from its original construction to fit to an individual user.

See examples in ISO 21064:2017, 6.4^[3]

Type 3 — Bespoke protective footwear

Protective footwear (according to this document) constructed as a single unit to fit an individual user.

See examples in ISO 21064:2017, 6.3.2 and 6.3.3^[3]

Note 3 to entry: Adapted to fit an individual user or a single unit to fit an individual user.

Note 4 to entry: According to ISO 21064:2017, 3.2.^[3]

3.19

hybrid footwear

footwear that cannot be classified as footwear of class I or II

Note 1 to entry: There are two types of hybrid footwear (other than design E boots) see [3.19.1](#) and [3.19.2](#).

3.19.1

hybrid “moulded” footwear

vulcanized rubber or all moulded polymeric foot section integrally moulded around the toecap and often including the outsole, which can be unlined and usually does not incorporate an insole.

3.19.2

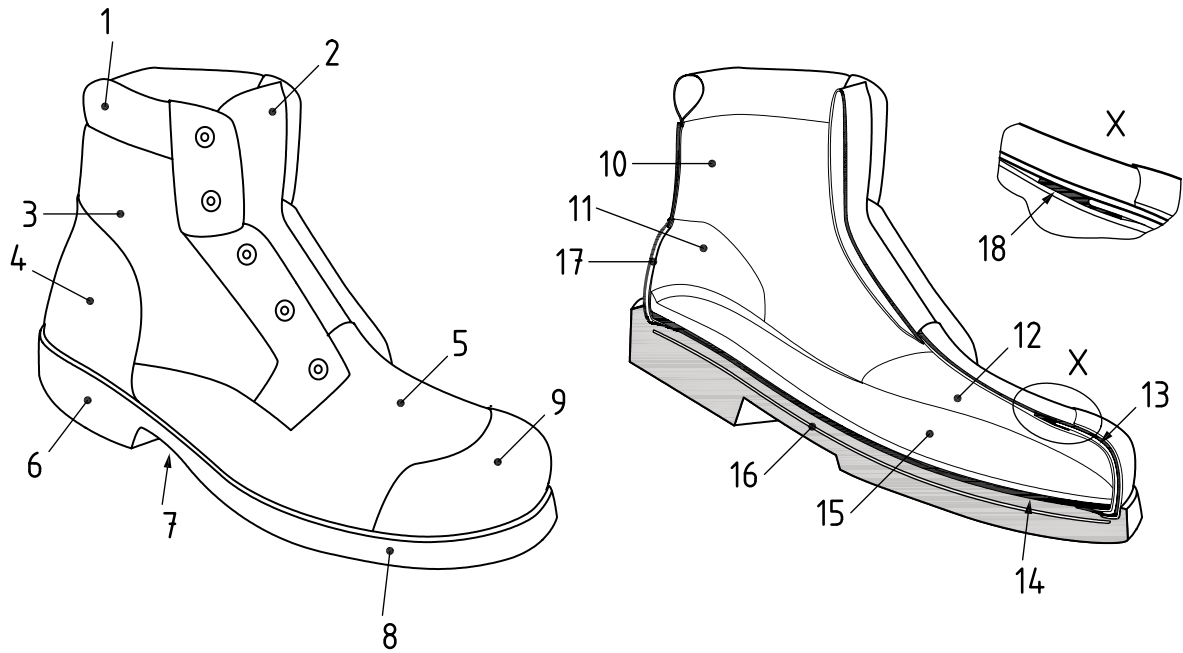
hybrid “mounted” footwear

vulcanized rubber or all moulded polymeric foot section that is manufactured separately and then constructed around a conventionally lasted lining/insole construction and often with a separately attached outsole.

iTeh STANDARD PREVIEW
(standards.iteh.ai)

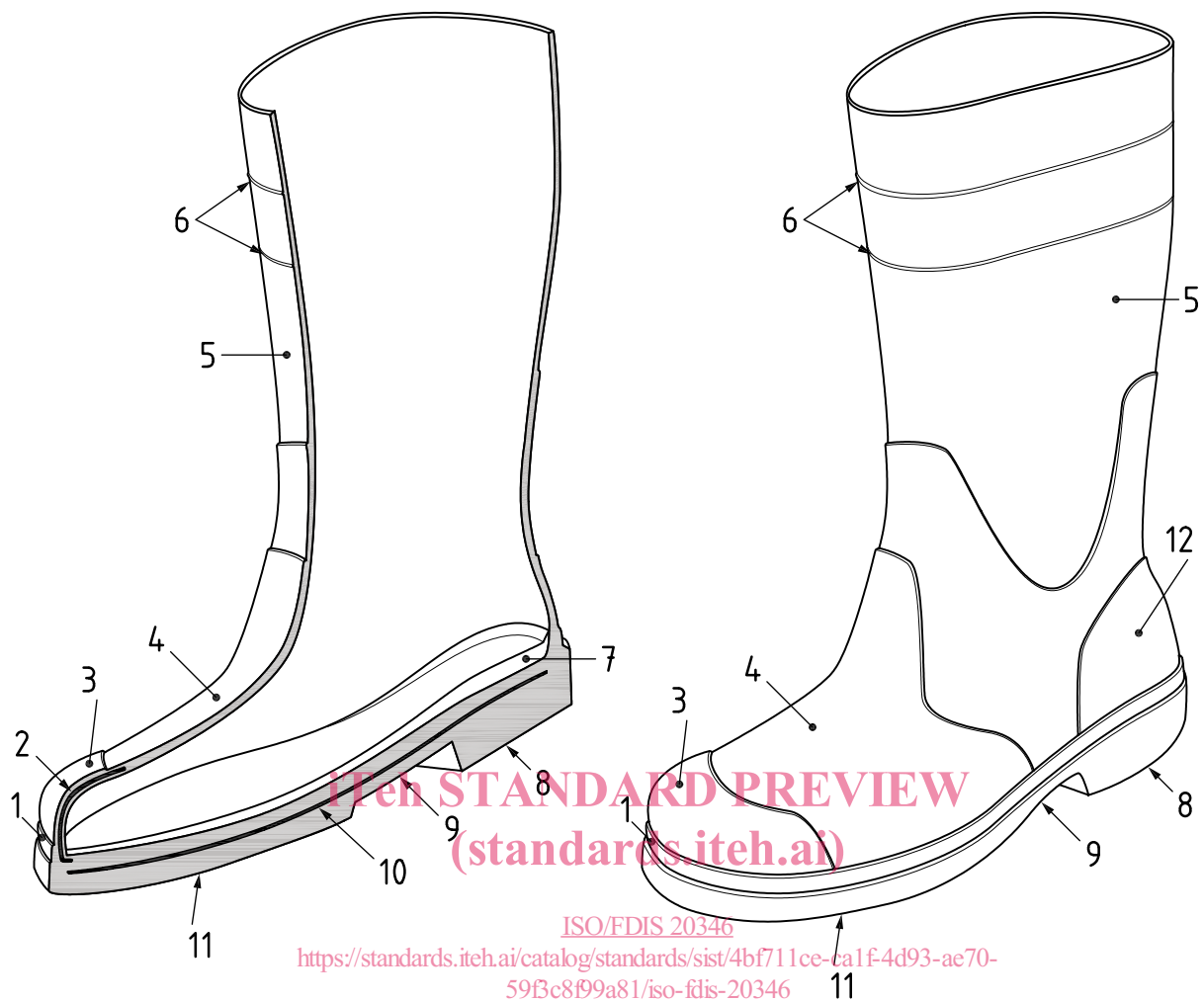
ISO/FDIS 20346

<https://standards.iteh.ai/catalog/standards/sist/4bf711ce-ca1f-4d93-ae70-593c8f99a81/iso-fdis-20346>

**Key**

- | | |
|----------------------|---------------------------------|
| 1 collar | 10 quarter lining |
| 2 tongue | 11 counter lining |
| 3 upper – quarter | 12 vamp lining |
| 4 upper - counter | 13 protective toecap |
| 5 upper - vamp | 14 insole |
| 6 outsole – heel | 15 insock/footbed |
| 7 outsole – waist | 16 perforation-resistant insert |
| 8 outsole – forepart | 17 counter stiffener |
| 9 scuff cap | 18 toecap back edge covering |

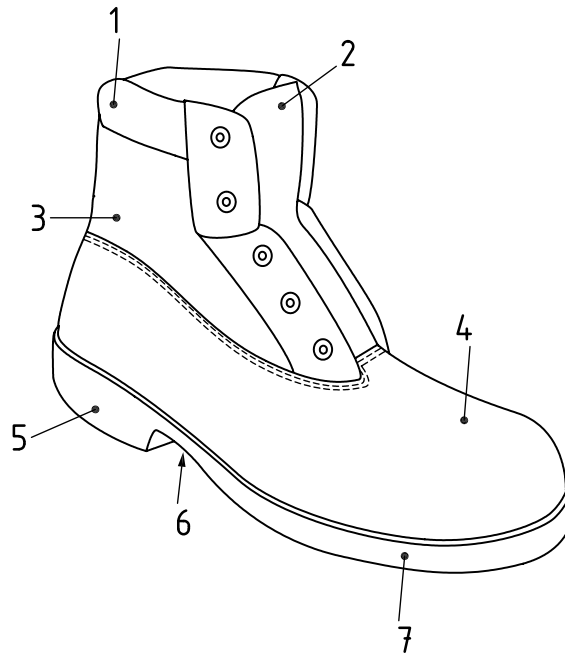
Figure 1 — Example parts of class I protective footwear



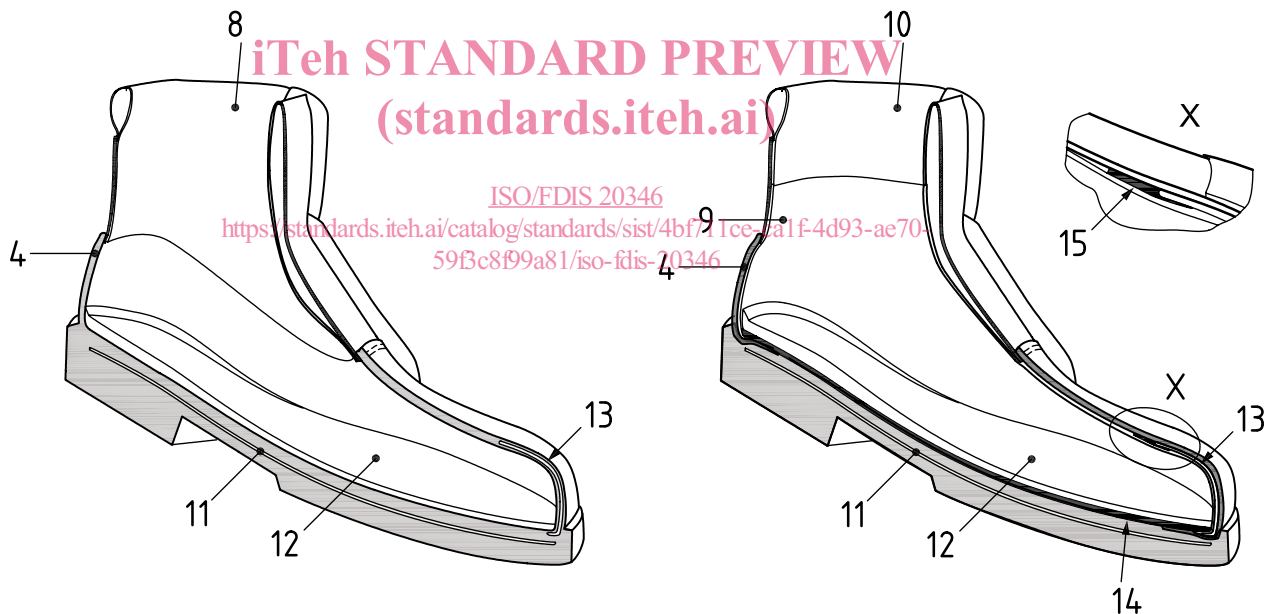
Key

- | | | | |
|---|--------------------|----|------------------------------|
| 1 | foxing strip | 7 | insock/footbed |
| 2 | protective toe cap | 8 | outsole – heel |
| 3 | scuff cap | 9 | outsole – waist |
| 4 | upper – vamp | 10 | perforation resistant insert |
| 5 | upper – shaft | 11 | outsole – forepart |
| 6 | trim marks | 12 | upper – counter |

Figure 2 — Example parts of Class II protective footwear



a) Example of hybrid safety footwear in general



b) Hybrid moulded (entirely moulded lower section)

c) Hybrid mounted (separately attached sole unit)

Key

- 1 collar
- 2 tongue
- 3 upper leather or fabric section
- 4 upper moulded rubber or polymeric part
- 5 outsole - heel
- 6 outsole - waist
- 7 outsole - forepart

- 9 foot section lining
- 10 collar lining
- 11 perforation resistant insert
- 12 insock/footbed
- 13 protective toecap
- 14 insole
- 15 toecap back edge covering

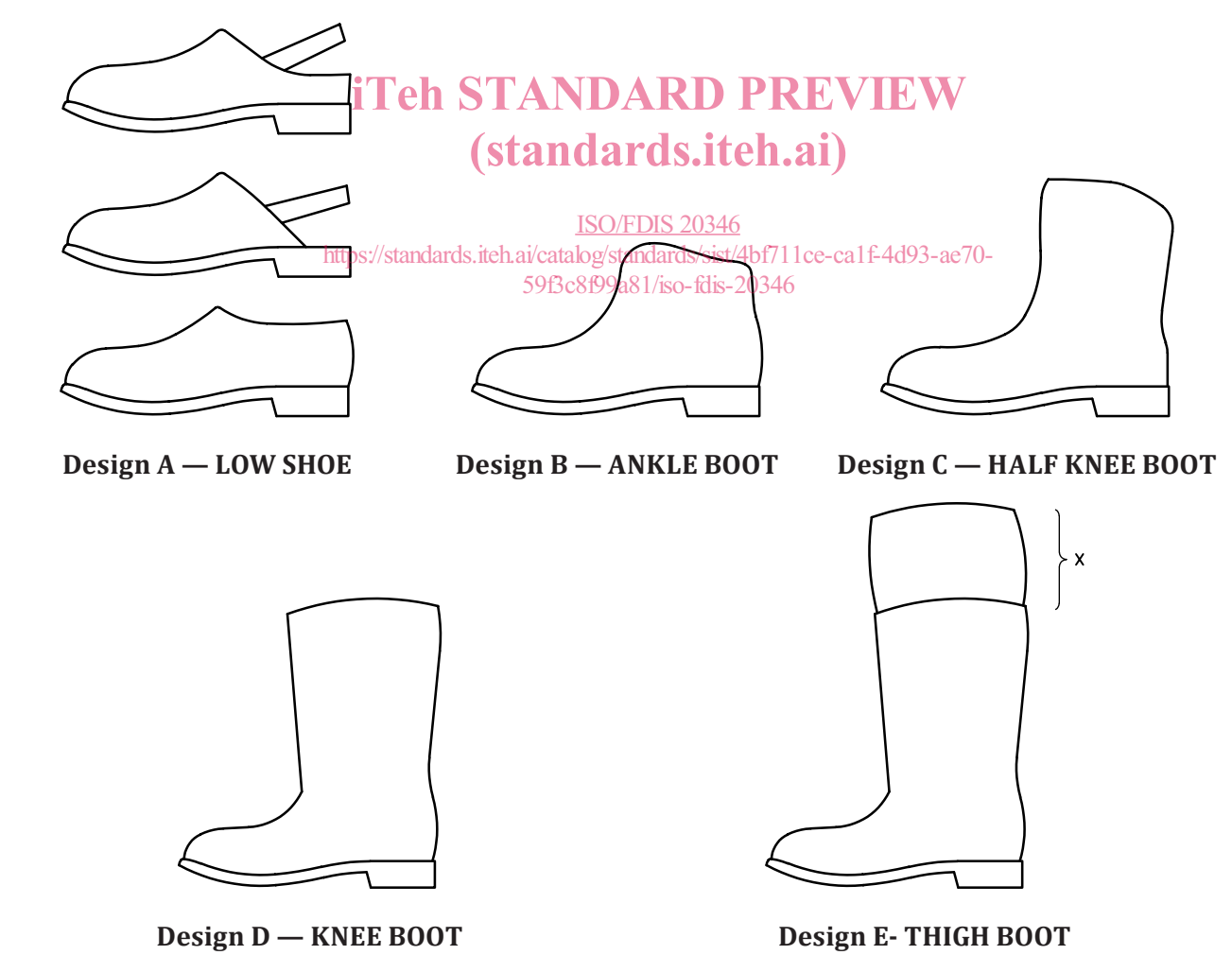
Figure 3 — Example parts of hybrid protective footwear

4 Classification and designs

Protective footwear shall be classified in accordance with Table 1. Designs of footwear are illustrated in Figure 4.

Table 1 — Classification of footwear

Classification	Description
Class I	Footwear made from leather and other materials, excluding all-rubber or all-polymeric footwear
Class II	All-polymeric (i.e. entirely moulded) including all-rubber (i.e. entirely vulcanized) footwear (see Figure 2)
Hybrid footwear	See 3.19 (see Figure 3)



Key

× = variable extension which can be adapted to the wearer.

NOTE Design E of class I and II protective footwear can be a knee-height boot (design D) equipped with a thin impermeable material which extends the upper which can be cut to adapt the boot height to the wearer. This design does not constitute hybrid footwear.

Figure 4 — Example designs of protective footwear

5 Basic requirements for protective footwear

5.1 General

Protective footwear class I, class II and hybrid footwear (depending on production method) shall conform to the basic requirements given in [table 2](#). Customized protective footwear ([3.18](#)) shall conform the requirements given in [Table 2](#) and [Annex A](#).

NOTE Footwear sizes are specified in ISO 20344:—, Annex B.

Table 2 — Basic requirements for protective footwear

Requirement		Clause of this standard	Classification			
			Class I	Class II	Hybrid	
					mounted	moulded
Design	Height of upper	5.2.2	X	X	X	X
	Heel area (design A)	5.2.3	O	O	X	X
	Heel area (design B, C, D, E)	5.2.3	X	X	X	X
<p>NOTE 1 The applicability of a requirement to a particular property is indicated by X or O.</p> <p>X means the requirement shall be met. In some cases, the requirement relates only to single materials within the classification. This does not mean that other materials are precluded from use.</p> <p>O means, that if the component part exists, the requirement shall be met.</p> <p>The absence of X or O indicates that there is no requirement.</p> <p>NOTE 2 For class II and hybrid moulded footwear, usually no insole is present. However, if a removable insock is used, Table 3 is applicable.</p> <p>NOTE 3 For class II footwear and hybrid moulded footwear stockings, covering the last before the moulding process, are not considered a lining.</p> <p>^a One of the two shall be chosen.</p> <p>^b Footbeds are treated like insocks.</p>						