

FINAL  
DRAFT

INTERNATIONAL  
STANDARD

ISO/FDIS  
7319

ISO/TC 20/SC 10

Secretariat: DIN

Voting begins on:  
**2021-03-03**

Voting terminates on:  
**2021-04-28**

---

---

## Aerospace — Fluid systems — Interface of 24° cone metric couplings

*Aéronautique et espace — Systèmes de fluides — Interface des  
raccordements métriques à cône de 24°*

**iTeh STANDARD PREVIEW**  
**(standards.iteh.ai)**

[ISO/FDIS 7319](https://standards.iteh.ai/catalog/standards/sist/bbb32b1a-85d7-4b18-a5c9-3fb43379d314/iso-fdis-7319)

<https://standards.iteh.ai/catalog/standards/sist/bbb32b1a-85d7-4b18-a5c9-3fb43379d314/iso-fdis-7319>

RECIPIENTS OF THIS DRAFT ARE INVITED TO SUBMIT, WITH THEIR COMMENTS, NOTIFICATION OF ANY RELEVANT PATENT RIGHTS OF WHICH THEY ARE AWARE AND TO PROVIDE SUPPORTING DOCUMENTATION.

IN ADDITION TO THEIR EVALUATION AS BEING ACCEPTABLE FOR INDUSTRIAL, TECHNOLOGICAL, COMMERCIAL AND USER PURPOSES, DRAFT INTERNATIONAL STANDARDS MAY ON OCCASION HAVE TO BE CONSIDERED IN THE LIGHT OF THEIR POTENTIAL TO BECOME STANDARDS TO WHICH REFERENCE MAY BE MADE IN NATIONAL REGULATIONS.



Reference number  
ISO/FDIS 7319:2021(E)

© ISO 2021

**iTeh STANDARD PREVIEW**  
**(standards.iteh.ai)**

ISO/FDIS 7319

<https://standards.iteh.ai/catalog/standards/sist/bbb32b1a-85d7-4b18-a5c9-3fb43379d314/iso-fdis-7319>



**COPYRIGHT PROTECTED DOCUMENT**

© ISO 2021

All rights reserved. Unless otherwise specified, or required in the context of its implementation, no part of this publication may be reproduced or utilized otherwise in any form or by any means, electronic or mechanical, including photocopying, or posting on the internet or an intranet, without prior written permission. Permission can be requested from either ISO at the address below or ISO's member body in the country of the requester.

ISO copyright office  
CP 401 • Ch. de Blandonnet 8  
CH-1214 Vernier, Geneva  
Phone: +41 22 749 01 11  
Email: [copyright@iso.org](mailto:copyright@iso.org)  
Website: [www.iso.org](http://www.iso.org)

Published in Switzerland

# Contents

	Page
Foreword .....	iv
<b>1 Scope .....</b>	<b>1</b>
<b>2 Normative references .....</b>	<b>1</b>
<b>3 Terms and definitions .....</b>	<b>1</b>
<b>4 Coupling assembly and sealing principle .....</b>	<b>1</b>
<b>5 Dimensions .....</b>	<b>1</b>
<b>Bibliography .....</b>	<b>5</b>

## iTeh STANDARD PREVIEW (standards.iteh.ai)

[ISO/FDIS 7319](https://standards.iteh.ai/catalog/standards/sist/bbb32b1a-85d7-4b18-a5c9-3fb43379d314/iso-fdis-7319)

<https://standards.iteh.ai/catalog/standards/sist/bbb32b1a-85d7-4b18-a5c9-3fb43379d314/iso-fdis-7319>

## Foreword

ISO (the International Organization for Standardization) is a worldwide federation of national standards bodies (ISO member bodies). The work of preparing International Standards is normally carried out through ISO technical committees. Each member body interested in a subject for which a technical committee has been established has the right to be represented on that committee. International organizations, governmental and non-governmental, in liaison with ISO, also take part in the work. ISO collaborates closely with the International Electrotechnical Commission (IEC) on all matters of electrotechnical standardization.

The procedures used to develop this document and those intended for its further maintenance are described in the ISO/IEC Directives, Part 1. In particular, the different approval criteria needed for the different types of ISO documents should be noted. This document was drafted in accordance with the editorial rules of the ISO/IEC Directives, Part 2 (see [www.iso.org/directives](http://www.iso.org/directives)).

Attention is drawn to the possibility that some of the elements of this document may be the subject of patent rights. ISO shall not be held responsible for identifying any or all such patent rights. Details of any patent rights identified during the development of the document will be in the Introduction and/or on the ISO list of patent declarations received (see [www.iso.org/patents](http://www.iso.org/patents)).

Any trade name used in this document is information given for the convenience of users and does not constitute an endorsement.

For an explanation of the voluntary nature of standards, the meaning of ISO specific terms and expressions related to conformity assessment, as well as information about ISO's adherence to the World Trade Organization (WTO) principles in the Technical Barriers to Trade (TBT), see [www.iso.org/iso/foreword.html](http://www.iso.org/iso/foreword.html).

This document was prepared by Technical Committee ISO/TC 20, *Aircraft and space vehicles*, Subcommittee SC 10, *Aerospace fluid systems and components*.

This third edition cancels and replaces the second edition (ISO 7319:1992), of which it constitutes a minor revision.

The main changes compared to the previous edition are as follows:

- the normative reference has been changed from dated to undated.

Any feedback or questions on this document should be directed to the user's national standards body. A complete listing of these bodies can be found at [www.iso.org/members.html](http://www.iso.org/members.html).

# Aerospace — Fluid systems — Interface of 24° cone metric couplings

## 1 Scope

This document defines the geometry of the interface of removable 24° cone couplings for fluid systems in aircraft. The connection with the pipe of each one of the connecting elements can be of different design.

This document specifies the dimensions which allow the interchangeability of the male and female elements and of the nut used for the connection.

The dimensions define the maximum volume of the male fitting.

## 2 Normative references

The following documents are referred to in the text in such a way that some or all of their content constitutes requirements of this document. For dated references, only the edition cited applies. For undated references, the latest edition of the referenced document (including any amendments) applies.

ISO 5855-3, *Aerospace — MJ threads — Part 3: Limit dimensions for fittings for fluid systems*

## 3 Terms and definitions (standards.iteh.ai)

No terms and definitions are listed in this document.

ISO and IEC maintain terminological databases for use in standardization at the following addresses:

- IEC Electropedia: available at <http://www.electropedia.org/>
- ISO Online browsing platform: available at <https://www.iso.org/obp>

## 4 Coupling assembly and sealing principle

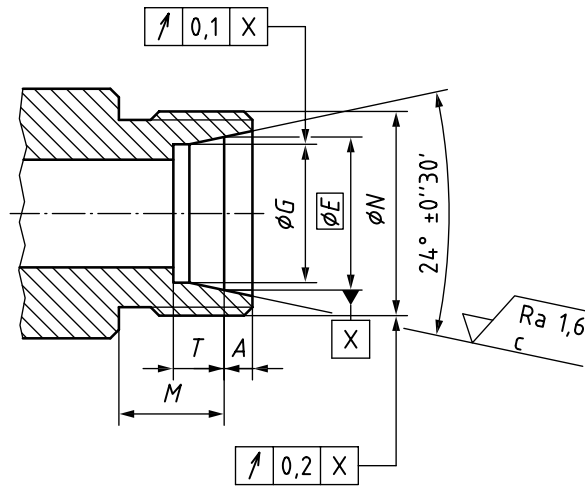
The coupling comprises three elements as follows.

- a) A female element including a frustum with a cone angle equal to 24°, with which the male element comes into contact to provide sealing. The contact line is a circle with a theoretical diameter,  $E$ .
- b) A male element, included inside a shell composed of two frustums connected by a spherical section with which the female element comes into contact to provide sealing. The contact line is a circle with a theoretical diameter,  $E$ .
- c) A nut allowing assembly of the male and female elements of the coupling.

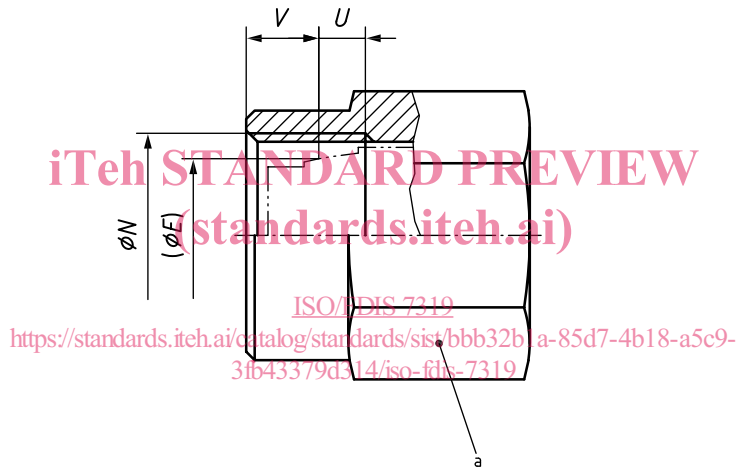
## 5 Dimensions

The dimensions shall be as shown in [Figure 1](#) and given in [Table 1](#).

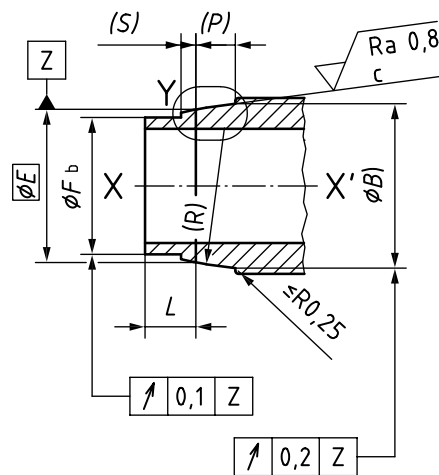
Dimensions in millimetres  
 Values of surface roughness in microns



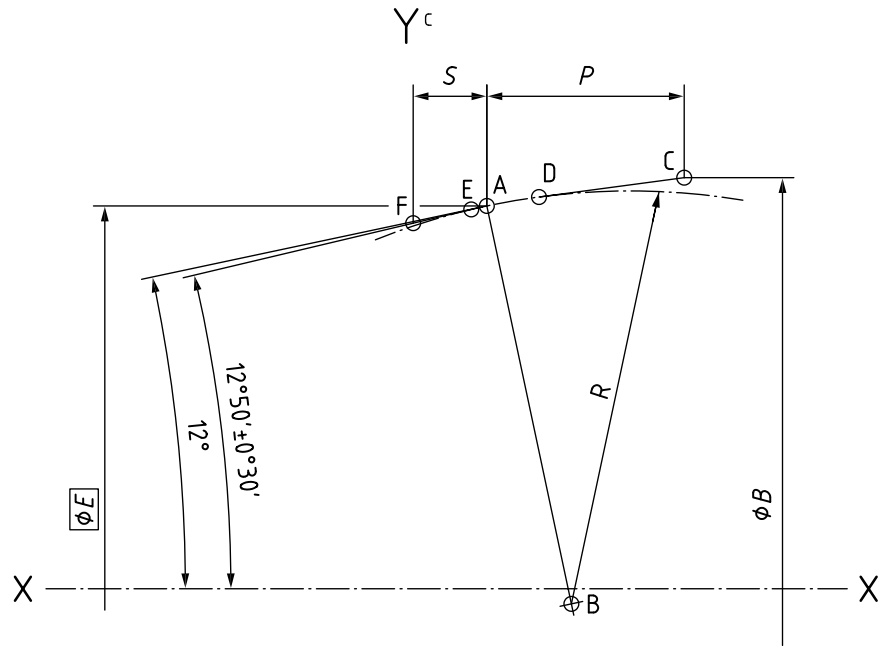
a) Female element



b) Nut



c) Male element



d) Male profile (detail Y)

**Key**

a  $H$ , across flats.

b Circular traces allowed.

c Outline of the theoretical profile of the male element shell.

Point A: origin at  $E/2$  from the  $XX'$  axis

Point B: point located at a distance  $R$  from point A, on the perpendicular to the line tilted  $12^\circ$  relative to  $XX'$  and passing through point A

Point C: located at  $B/2$  from the  $XX'$  axis and at a distance  $P$  from point A

Line CD: tangent drawn from C to the arc of the circle with centre at B and radius  $R$

Line EF: tangent tilted  $12^\circ 50'$  relative to the  $XX'$  axis on the arc to the circle with centre at B and radius  $R$ . The point of tangency thus obtained is designated E

**NOTE** The profile involves exclusively those machined male elements which do not lose their shape. Nevertheless, the male element can be in the form of a sleeve fitted over the end of the pipe and which, during coupling to the female element, is compressed onto the pipe and changes its shape such that the correct profile is obtained.

**Figure 1 — Dimensions**

Table 1 — Dimensions

Dimensions in millimetres

DN <sup>a</sup>	N <sup>b</sup>		A		E theoreti- cal <sup>c</sup>	F max.	G		H recommended	L max. <sup>d</sup>	M min.	P min.	R max. <sup>e</sup>	S		T min.	U min.	V max.
	external 4g6g	internal 4H5H	min.	max.			min.	max.						min.	max.			
5		MJ10 × 1	1,38	1,62	6,5	5,06	5,26	5,36	12	3,88	7,18	2,58	6,13	0,56	0,92	3,88	2,8	4,7
6		MJ12 × 1,25	1,38	1,62	7,5	6,06	6,26	6,36	14	4,38	8,18	2,58	6,13	0,56	0,92	4,38	3,8	4,7
8		MJ14 × 1,5	1,38	1,62	9,5	8,06	8,26	8,36	17	4,38	9,18	2,58	6,13	0,56	0,92	4,38	3,8	5,2
10		MJ16 × 1,5	1,38	1,62	11,5	10,06	10,26	10,36	19	4,38	10,18	2,58	6,13	0,56	0,92	4,38	4,1	5,9
12		MJ18 × 1,5	2,28	2,52	13,5	12,06	12,26	12,36	22	4,48	9,28	3,48	12,13	0,96	1,32	4,48	4,1	6,4
14		MJ20 × 1,5	2,28	2,52	15,5	14,06	14,26	14,36	24	4,48	9,28	3,48	12,13	0,96	1,32	4,48	4,1	6,4
16		MJ22 × 1,5	2,28	2,52	17,5	16,06	16,26	16,36	27	4,48	9,28	3,48	12,13	0,96	1,32	4,48	4,4	6,1
20		MJ27 × 1,5	2,28	2,52	21,5	20,08	20,28	20,38	32	4,48	9,28	3,48	12,13	0,96	1,32	4,48	3,9	6,1
25		MJ33 × 1,5	2,28	2,52	26,6	25,08	25,28	25,38	41	4,48	10,28	3,48	13,61	0,96	1,32	4,48	4,2	5,8
32		MJ42 × 2	2,28	2,52	33,7	32,1	32,3	32,4	46	4,98	11,28	3,48	17,24	0,96	1,32	4,98	4,1	5,9
40		MJ50 × 2	2,28	2,52	41,7	40,1	40,3	40,4	60	4,98	11,28	3,48	21,32	0,96	1,32	4,98	4,4	7,6

<sup>a</sup> Nominal size (outside diameter of the corresponding tube).

<sup>b</sup> Threads shall be in accordance with ISO 5855-3.

<sup>c</sup> Tolerance for the proof gauge: ± 0,002 5.

<sup>d</sup> L min. = S

<sup>e</sup> The radius R shall have a sufficient minimum value in order to prevent a deterioration of the seats during assembly of the male and female elements.



## Bibliography

- [1] ISO 5855-1, *Aerospace — MJ threads — Part 1: General requirements*

**iTeh STANDARD PREVIEW**  
**(standards.iteh.ai)**

[ISO/FDIS 7319](https://standards.iteh.ai/catalog/standards/sist/bbb32b1a-85d7-4b18-a5c9-3fb43379d314/iso-fdis-7319)

<https://standards.iteh.ai/catalog/standards/sist/bbb32b1a-85d7-4b18-a5c9-3fb43379d314/iso-fdis-7319>

**iTeh STANDARD PREVIEW**  
**(standards.iteh.ai)**

ISO/FDIS 7319

<https://standards.iteh.ai/catalog/standards/sist/bbb32b1a-85d7-4b18-a5c9-3fb43379d314/iso-fdis-7319>