

# INTERNATIONAL STANDARD

ISO  
2966

Third edition  
1988-11-01



INTERNATIONAL ORGANIZATION FOR STANDARDIZATION  
ORGANISATION INTERNATIONALE DE NORMALISATION  
МЕЖДУНАРОДНАЯ ОРГАНИЗАЦИЯ ПО СТАНДАРТИЗАЦИИ

## **Cinematography — 16 mm motion-picture film perforated 8 mm Type S (1-3) and (1-4) — Cutting and perforating dimensions**

*Cinématographie — Film cinématographique 16 mm perforé 8 mm type S (1-3) et (1-4) —  
Dimensions de coupe et de perforation*

ISO 2966:1988  
https://www.iso.org/standards/catalog/standards/sist/1166f7-c8e0-41e7-a0da-d21943151f74/iso-2966-1988  
ITeX STANDARD PREVIEW  
(standards.iso.org)

## Foreword

ISO (the International Organization for Standardization) is a worldwide federation of national standards bodies (ISO member bodies). The work of preparing International Standards is normally carried out through ISO technical committees. Each member body interested in a subject for which a technical committee has been established has the right to be represented on that committee. International organizations, governmental and non-governmental, in liaison with ISO, also take part in the work. ISO collaborates closely with the International Electrotechnical Commission (IEC) on all matters of electrotechnical standardization.

Draft International Standards adopted by the technical committees are circulated to the member bodies for approval before their acceptance as International Standards by the ISO Council. They are approved in accordance with ISO procedures requiring at least 75 % approval by the member bodies voting.

International Standard ISO 2966 was prepared by Technical Committee ISO/TC 36, *Cinematography*.

ISO 2966:1988

This third edition cancels and replaces the second edition (ISO 2966 : 1982), of which it constitutes a minor revision, the annex having been replaced.

Users should note that all International Standards undergo revision from time to time and that any reference made herein to any other International Standard implies its latest edition, unless otherwise stated.

# Cinematography — 16 mm motion-picture film perforated 8 mm Type S (1-3) and (1-4) — Cutting and perforating dimensions

iTeh STANDARD PREVIEW  
(standards.iteh.ai)

## 1 Scope and field of application

This International Standard specifies the cutting and perforating dimensions for 16 mm motion-picture raw stock perforated 8 mm Type S in positions 1-3 and 1-4, as well as the width of motion-picture film after processing and slitting.

## 2 References

ISO 543, *Cinematography — Motion-picture safety film — Definition, testing and marking.*

ISO 1700, *Cinematography — 8 mm Type S motion-picture raw stock film — Cutting and perforating dimensions.*

NOTE — ISO 1700 is included as a reference guide as 8 mm Type S film is more commonly encountered in that format.

## 3 Dimensions

The dimensions and tolerances shall be as shown in the figures and given in the table; they apply to safety raw stock film as described in ISO 543, immediately after cutting and perforating.

The dimensions apply at the time of cutting and perforating for film adjusted to a temperature of  $23 \pm 1$  °C, and a relative humidity of  $(50 \pm 2)$  %. The manufacturer may indicate other nominal temperature and humidity conditions under which the dimensions apply.

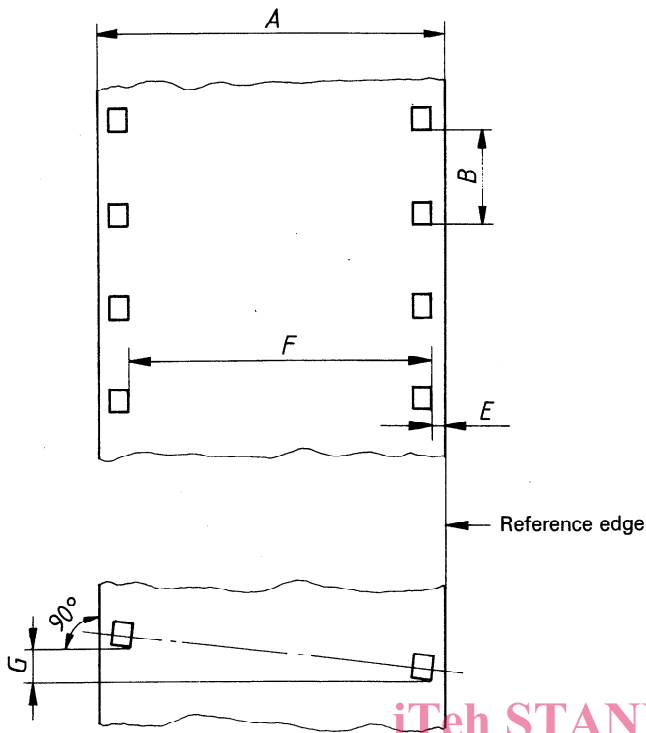


Figure 1 — Film perforated 1-4

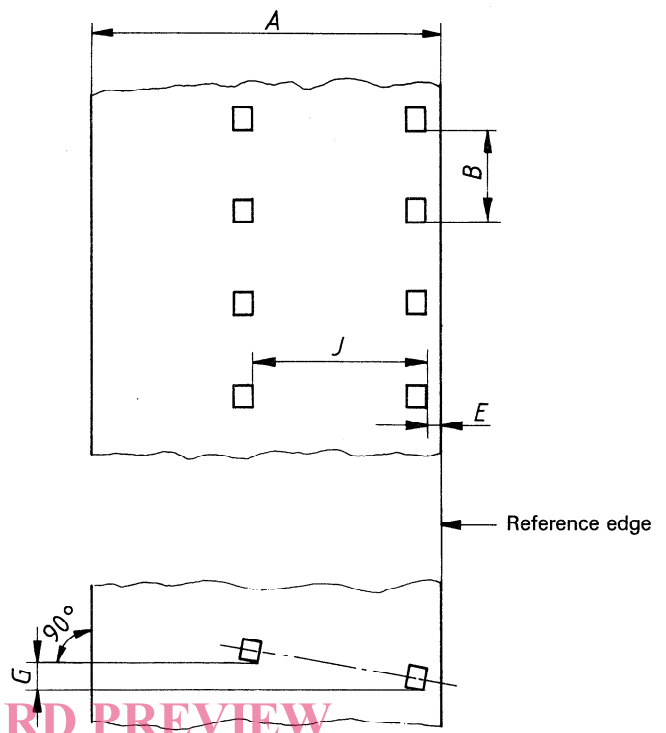


Figure 2 — Film perforated 1-3

iTech STANDARD PREVIEW  
(standards.itech.ai)  
ISO 2966:1988  
<https://standards.itech.ai/catalog/standards/sist/c11786f7-c8e0-4187-a0da-d21943f51f74/iso-2966-1988>

Table — Dimensions

Dimension	mm	in
A	15,95 ± 0,03	0.628 ± 0.001 0
A'	7,975 ± 0,050	0.314 0 ± 0.002 0
B	4,234 ± 0,010	0.166 7 ± 0.000 4
B'	4,227 ± 0,010	0.166 4 ± 0.000 4
C	0,914 ± 0,010	0.036 0 ± 0.000 4
D	1,143 ± 0,010	0.045 0 ± 0.000 4
R	0,13 ± 0,03	0.005 ± 0.001
E	0,51 ± 0,05	0.020 ± 0.002
F	14,02 ± 0,03	0.552 ± 0.001
G	0,025 max.	0.001 0 max.
J	7,975 ± 0,025	0.314 0 ± 0.001 0
L	423,4 ± 0,4	16.670 ± 0.017
L'	422,7 ± 0,4	16.640 ± 0.017

NOTES

- 1 Dimensions B' and L' (short perforation pitch) are provided to fulfil the requirements of continuous sprocket contact printing.
- 2 Dimensions L and L' represent the length of any 100 consecutive perforation intervals.

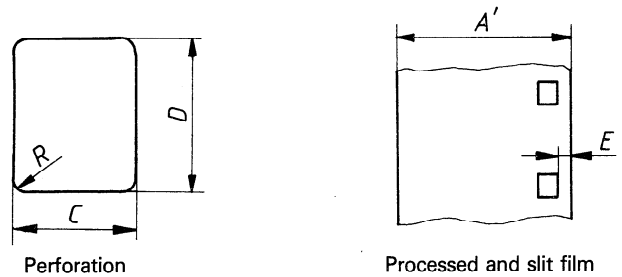


Figure 3 — Detail of perforation and width of processed and slit film

## Annex

### Additional data

(This annex does not form part of the standard.)

#### A.1 Uniformity of perforating

The uniformity of pitch, hole size and margin (dimensions  $B$  or  $B'$ ,  $C$  and  $D$ , and  $E$ ) are important variables affecting image steadiness. Variations in these dimensions within a roll from one perforation to the next are more significant than variations from roll to roll. Actually, it is the maximum variation from one perforation to the next within any small group of consecutive perforations that is the most important variable.

#### A.2 Dimensional stability

During its life, film can shrink or swell due to changes in temperature or to loss or gain in moisture content. It can also shrink due to loss of solvent or plasticizer. These changes may result in changes in the dimensions. The change is generally uniform through the roll.

#### A.3 Definition of low-shrinkage film

Low-shrinkage film is film which shrinks no more than 0,2 % from its original dimensions at the time of cutting and perforating, after the film has been

- a) kept in the manufacturer's normal commercial packing for six months at recommended storage conditions;  
ISO 2966:1988
- b) exposed; <https://standards.iteh.ai/catalog/standards/sist/c11786f7-c8e0-4187-a0da-d21943f51f74/iso-2966-1988>
- c) processed and dried as recommended by the manufacturer;
- d) stored in roll form, exposed to air, for a period not exceeding 30 days at 18 to 24 °C and 50 to 60 % relative humidity.

The film is measured under the same conditions of temperature and humidity as defined in clause 3.

#### A.4 Choice of longitudinal pitch

The choice of different pitch ( $B$  : long pitch and  $B'$  : short pitch), for original and print motion-picture films, depends on the necessity of printing and the type of printer used. In the most common type of printer, the original and print films move continuously over a printing sprocket. Consequently, the original film must be shorter in pitch than the print film in the approximate proportion of the thickness of the film to the radius of curvature of the printing sprocket. With current printing sprocket design, the value for this pitch differential is 0,3 %, with experience showing that a tolerance of  $\pm 0,1$  % is acceptable.

With "low-shrinkage" film base, it is common manufacturing practice to set the aim for the pitch of original films at a value of 0,2 % shorter than that of the films on which they will be printed. The additional shrinkage that occurs in the original film, because of processing and ageing before printing, should result in the desired  $(0,3 \pm 0,1)$  % shorter pitch.

#### A.5 Effect of humidity

It is the common tendency of the film to expand when exposed to high relative humidity. Allowance should be made for this factor in equipment design.

**iTeh STANDARD PREVIEW**  
**(standards.iteh.ai)**

This page intentionally left blank

[ISO 2966:1988](#)

<https://standards.iteh.ai/catalog/standards/sist/c11786f7-c8e0-4187-a0da-d21943f51f74/iso-2966-1988>

**iTeh STANDARD PREVIEW**  
**(standards.iteh.ai)**

This page intentionally left blank

[ISO 2966:1988](#)

<https://standards.iteh.ai/catalog/standards/sist/c11786f7-c8e0-4187-a0da-d21943f51f74/iso-2966-1988>

**iTeh STANDARD PREVIEW**  
**(standards.iteh.ai)**

ISO 2966:1988

<https://standards.iteh.ai/catalog/standards/sist/c11786f7-c8e0-4187-a0da-d21943f51f74/iso-2966-1988>

---

**UDC 771.531.352.021.17**

**Descriptors :** cinematography, motion-picture film, motion-picture film 16 mm, cutting, perforating, dimensions.

Price based on 3 pages

---