



Designation: ~~F2194-10~~ Designation: **F2194 - 12**

Standard Consumer Safety Specification for Bassinets and Cradles¹

This standard is issued under the fixed designation F2194; the number immediately following the designation indicates the year of original adoption or, in the case of revision, the year of last revision. A number in parentheses indicates the year of last reappraisal. A superscript epsilon (ϵ) indicates an editorial change since the last revision or reappraisal.

INTRODUCTION

This consumer safety performance specification addresses infant bassinet and cradle incidents identified by the U.S. Consumer Product Safety Commission (CPSC).

In response to the incident data compiled by the CPSC, this consumer safety performance specification attempts to minimize the following hazards: (1) suffocation, (2) tip over, (3) collapse, and (4) hood detachment. It also addresses corner post extensions, which may catch pacifier cords, ribbons, necklaces, or clothing which a child may be wearing and which may be caught on a projection. This specification does not cover products that are blatantly misused or used in a careless manner that disregards the safety instructions and warnings provided with each bassinet or cradle.

1. Scope

1.1 This consumer safety performance specification covers performance requirements, test methods, and marking requirements to promote safe use of bassinets and cradles.

1.2 This consumer safety performance specification is intended to minimize the risks of incidents to an infant resulting from normal use and reasonably foreseeable misuse of a bassinet or cradle.

1.3 This consumer safety performance specification covers products intended to provide sleeping accommodations (excluding full-size cribs or swings) for an infant up to approximately 5 months in age. Products used in conjunction with an infant swing are not covered by this specification.

1.3 This consumer safety performance specification covers products intended to provide sleeping accommodations only for an infant up to approximately 5 months in age or when the child begins to push up on hands and knees, whichever comes first. Products used in conjunction with an infant swing are not covered by this specification.

1.3.1 *Rationale*—The addition of developmental criteria was added to the 5-month age grade to accommodate varying motor skills in children.

1.4 No bassinet or cradle produced after the approval date of this consumer safety performance specification shall, either by label or other means, indicate compliance with this specification unless it conforms to all requirements contained herein.

1.5 This consumer safety performance specification is not intended to address incidents and injuries resulting from alteration or unreasonable abuse or misuse of the product by a child or child care giver.

1.6 The values stated in inch-pound units are to be regarded as standard. The values given in parentheses are mathematical conversions to SI units that are provided for information only and are not considered standard.

1.7 The following precautionary caveat pertains only to the test method portion Section 7 of this consumer safety performance specification. *This standard does not purport to address all of the safety concerns, if any, associated with its use. It is the responsibility of the user of this standard to establish appropriate safety and health practices and determine the applicability of regulatory requirements prior to use.*

2. Referenced Documents

2.1 *ASTM Standards*:²

D3359 [Test Methods for Measuring Adhesion by Tape Test](#)

F406 [Consumer Safety Specification for Non-Full-Size Baby Cribs/Play Yards](#)

¹ This specification is under the jurisdiction of ASTM Committee F15 on Consumer Products and is the direct responsibility of Subcommittee F15.18 on Cribs, Toddler Beds, Play Yards, Bassinets, Cradles and Changing Tables.

Current edition approved April 1, 2010. Published April 2010. Originally approved in 2002. Last previous edition approved in 2007 as F2194-07a^{ε1}. DOI: 10.1520/F2194-10.

Current edition approved June 1, 2012. Published July 2012. Originally approved in 2002. Last previous edition approved in 2011 as F2194 - 11. DOI: 10.1520/F2194-12.

² For referenced ASTM standards, visit the ASTM website, www.astm.org, or contact ASTM Customer Service at service@astm.org. For *Annual Book of ASTM Standards* volume information, refer to the standard's Document Summary page on the ASTM website.



FIG. 1 CAMI Infant Dummy, Mark II 17.5 lb (7.9 kg)

F963 [Consumer Safety Specification for Toy Safety](#)

2.2 *Federal Regulations:*³

16 CFR 1220 [Safety Standard for Non-Full-Size Baby Cribs](#)

16 CFR 1303 [Ban of Lead-Containing Paint and Certain Consumer Products Bearing Lead-Containing Paint](#)

16 CFR 1500 [Hazardous Substances Act Regulations Including Sections](#)

16 CFR 1500.48 [Technical Requirements for Determining a Sharp Point in Toys and Other Articles for Use by Children Under Eight Years of Age](#)

16 CFR 1500.49 [Technical Requirements for Determining a Sharp Metal or Glass Edge in Toys or Other Articles Intended for Use by Children Under Eight Years of Age](#)

16 CFR 1501 [Method for Identifying Toys and Other Articles Intended for Use by Children Under Three Years of Age Which Present Choking, Aspiration, or Ingestion Hazards Because of Small Parts](#)

16 CFR 1509 [Requirements for Non-Full-Size Baby Cribs](#)

2.3 *Other References:*

CAMI Dummy, MARK II (see Fig. 1)⁴

3. Terminology

3.1 *Definitions:*

³ Available from U.S. Government Printing Office Superintendent of Documents, 732 N. Capitol St., NW, Mail Stop: SDE, Washington, DC 20401.

⁴ Department of Transportation Memorandum Report AAC-119-74-14, Revision II, Drawing No. SA-1001 by Richard Chandler, July 2, 1974. Federal Aviation Administration, Civil Aeromedical Institute, Protection and Survival Laboratory, Aeromedical Center, Oklahoma City, OK 73125.

3.1.1 *bassinet/cradle, n*—small bed for infants supported by free standing legs, a wheeled base, a rocking base, or which can swing relative to a stationary base.

~~3.1.2~~ *bassinet/cradle attachment*—small bed designed exclusively to provide sleeping accommodations for infants supported by free standing legs, a wheeled base, a rocking base, or which can swing relative to a stationary base.

3.1.1.1 *Discussion*—While in a rest (non-rocking or swinging) position, a bassinet/cradle is intended to have a horizontal sleep surface.

~~3.1.2~~ *bassinet/cradle accessory, n*—~~accessory with a rigid frame that attaches to non-full size crib/play yard designed for sleeping.~~—a supported sleep surface that attaches to a crib or play yard designed to convert the product into a bassinet/cradle intended to have a horizontal sleep surface while in a rest (non-rocking) position.

3.1.3 *conspicuous, adj*—describes a label that is visible, when the bassinet/cradle is in a manufacturer's recommended use position, to a person standing near the bassinet/cradle at any one position around the bassinet/cradle but not necessarily visible from all other positions.

3.1.4 *double action release mechanism, n*—mechanism requiring either two consecutive actions, the first of which must be maintained while the second is carried out or two separate and independent single action locking mechanisms that must be activated simultaneously to fully release.

3.1.5 *fabric, n*—any woven, knit, coated, laminated, extruded, or calendared flexible material that is intended to be sewn, welded, heat sealed, or glued together as an assembly.

3.1.5

3.1.6 *manufacturer's recommended use position, n*—any position that is presented as a normal, allowable, or acceptable configuration for the use of the product by the manufacturer in any descriptive or instructional literature. This specifically excludes positions that the manufacturer shows in a like manner in its literature to be unacceptable, unsafe, or not recommended.

3.1.6

3.1.7 *maximum deflection angle, n*—the maximum rock/swing angle measurement allowed by the product design in the manufacturer's recommended use position in the manner normally associated with rocking/swinging as intended by the manufacturer.

3.1.8 *mesh, n*—mesh may be either a woven fabric in which the warp and filling yarns are interlaced, knitted fabric in which the wales and courses yarns are interlocked, or any other type of fabric that may be developed that provides openings therein.

3.1.7

3.1.9 *non-paper label, n*—any label material (such as plastic or metal) that either will not tear without the aid of tools or tears leaving a sharply defined edge.

3.1.8

3.1.10 *occupant, n*—that individual who is in a product that is set up in one of the manufacturer's recommended use positions.

3.1.9

3.1.11 *paper label, n*—any label material that tears without the aid of tools and leaves a fibrous edge.

3.1.10

3.1.12 *play yard bassinet, n*—bassinet accessory usually suspended in the upper portion of the play yard and typically has a folding and/or segmented mattress.

3.1.13 *removable cover, n*—a fabric cover encompassing the recommended sleeping area for the occupant of the product, that uses snaps, zippers, hook and loop, buttons or other fasteners to attach to a bassinet/cradle frame that requires consumer action as a step for removal or adjustment.

3.1.14 *rest angle, n*—the resulting angle measurement of the bassinet/cradle sleeping surface after the maximum deflection angle is applied and released and the product has come to a complete rest.

3.1.15 *seam, n*—means for joining fabric components, such as sewing, welding, heat sealing, or gluing.

3.1.11

3.1.16 *static load, n*—vertically downward force applied by a calibrated force gauge or by dead weights.

4. Calibration and Standardization

4.1 All testing shall be conducted on a concrete floor that may be covered with 1/8-in. (3-mm) thick vinyl flooring cover, unless the test instructs differently.

4.2 The product shall be completely assembled, unless otherwise noted, in accordance with the manufacturer's instructions.

4.3 No testing shall be conducted within 48 h of manufacturing.

4.4 The product to be tested shall be in a room with ambient temperature of $73 \pm 9^\circ\text{F}$ ($23 \pm 5^\circ\text{C}$) for at least 1 h prior to testing. Testing then shall be conducted within this temperature range.

4.5 All testing required by this specification shall be conducted on the same unit.

4.6 Angle measurements shall be obtained using a digital inclinometer capable of 0.1° minimum resolution.

4.7 A force gauge with a minimum range of 0 to 25 lbf (110 N), accuracy of ± 0.25 lb.

5. General Requirements

5.1 *Lead in Paints*—The paint or surface coating on the product shall comply with 16 CFR 1303.

5.2 *Hazardous Sharp Edges or Points*—There shall be no hazardous sharp points or edges as defined by 16 CFR 1500.48 and 16 CFR 1500.49 before and after testing to this consumer safety specification.

5.3 *Small Parts*—There shall be no small parts as defined by 16 CFR 1501 before testing or liberated as a result of testing to this specification.

5.4 *Wood Parts*—Prior to testing, any exposed wood parts shall be smooth and free of splinters.

5.5 *Scissoring, Shearing, or Pinching*—A product, when in the manufacturer's recommended use position shall be designed and constructed so as to prevent injury to the occupant from scissoring, shearing, or pinching when members or components rotate about a common axis, or fastening points, slide, pivot, fold or otherwise move relative to one another. Scissoring, shearing, or pinching that may cause injury shall not be permissible when the edges of any rigid parts admit a probe that is greater than a 0.210-in. (5.33-mm) and less than a 0.375-in. (9.53-mm) diameter at any accessible point throughout the range of motion of such parts.

5.6 *Unintentional Folding*:

5.6.1 Products designed without latching or locking devices must remain in the manufacturer's recommended use position during and upon completion of the test, in accordance with 7.5.1.

5.6.2 Products designed with a single action release mechanism latching or locking devices must remain in the manufacturer's recommended use position during and upon completion of the test, in accordance with 7.5.2.

5.6.3 Products with a double action release mechanism latching or locking device shall require two distinct and separate actions for release of the mechanism.

5.7 *Openings*—Holes or slots that extend entirely through a wall section of any rigid material less than 0.375-in. (9.53-mm) thick and admit a 0.210-in. (5.33-mm) diameter rod shall also admit a 0.375-in. (9.53-mm) diameter rod. Holes or slots that are between 0.210-in. (5.33-mm) and 0.375-in. (9.53-mm) and have a wall thickness less than 0.375 in. (9.53 mm) but are limited in depth to 0.375-in. (9.53-mm) maximum by another rigid surface shall be permissible (see Fig. 2). The product shall be evaluated in all manufacturer's recommended use positions.

5.8 *Labeling*:

5.8.1 Warning labels (whether paper or non-paper) shall be permanent when tested in accordance with 7.2.1-7.2.3.

5.8.2 Warning statements applied directly onto the surface of the product by hot stamping, heat transfer, printing, wood burning, etc. shall be permanent when tested in accordance with 7.2.4.1-7.2.4.3.

5.8.3 Non-paper labels shall not liberate small parts when tested in accordance with 7.2.5.

5.9 *Fasteners*—Woodscrews shall not be used in the assembly of any components that must be removed by the consumer in the normal disassembly of a bassinet/cradle.

5.10 *Corner Posts*:

5.10.1 No corner post assembly shall extend more than 0.06 in. (1.5 mm) above the upper edge of an end or side panel, whichever is higher, when measured from the lowest point on the upper edge of the end panel within 3 in. (76 mm) from the outermost contour of the elbow (see Fig. 3).

5.10.2 The limitations in 5.10.1 do not apply to a corner post assembly that extends at least 16 in. (406 mm) above the uppermost surface of the side rail in its highest position.

5.10.2.1 Corner posts intended to accept removable vertical extensions made up of two or more segments (such as canopy post extensions) shall not permit the attachment of individual segments such that the resultant vertical extension would be in violation of the dimensional requirements of 5.10.2.

5.11 *Toys*—Toy accessories attached to, removable from, or sold with a bassinet or cradle, as well as their means of attachment, must meet the applicable requirements of Consumer Safety Specification F963.

5.11.1 Toy mobiles that attach solely to a bassinet or cradle are not required to contain labeling as stated in Consumer Safety Specification F963, Section 5.6.2 (Safety Labeling Mobiles).

5.12 *Bassinet/Cradle Attachment Accessory to Play Yard/Non-Full-Sized Crib*—~~Bassinet attachment~~—A bassinet accessory intended to be attached to, removable from, sold with or separately from a play yard or non-full-sized crib shall comply with the requirements of this specification and Consumer Safety Specification F406 when attached in the manufacturer's recommended use position.

5.13 *Occupant Restraint System*—No product shall contain a restraint system in the occupant area when used in the bassinet/cradle mode.

6. Performance Requirements

6.1 *Spacing of Rigid Sided Bassinet/Cradle Components*—~~Spacing must comply with 16 CFR Part 1509 Section 1509.4 when tested according to~~—Spacing must comply with the applicable sections of 16 CFR 1220 when tested according to 7.1.

6.2 *Openings for Mesh/Fabric Sided Bassinet/Cradle*—Openings in the mesh shall be designed to prevent entrapment of fingers, toes, and snaring of buttons normally used on infant clothing. A mesh opening shall not fully accept the specified rod when tested in accordance with 7.6.

6.3 *Static Load*—A product in all manufacturer's recommended use positions shall support the static load without causing any hazardous conditions as identified within Section 5 of this consumer safety specification. This test shall be conducted in accordance with 7.3.

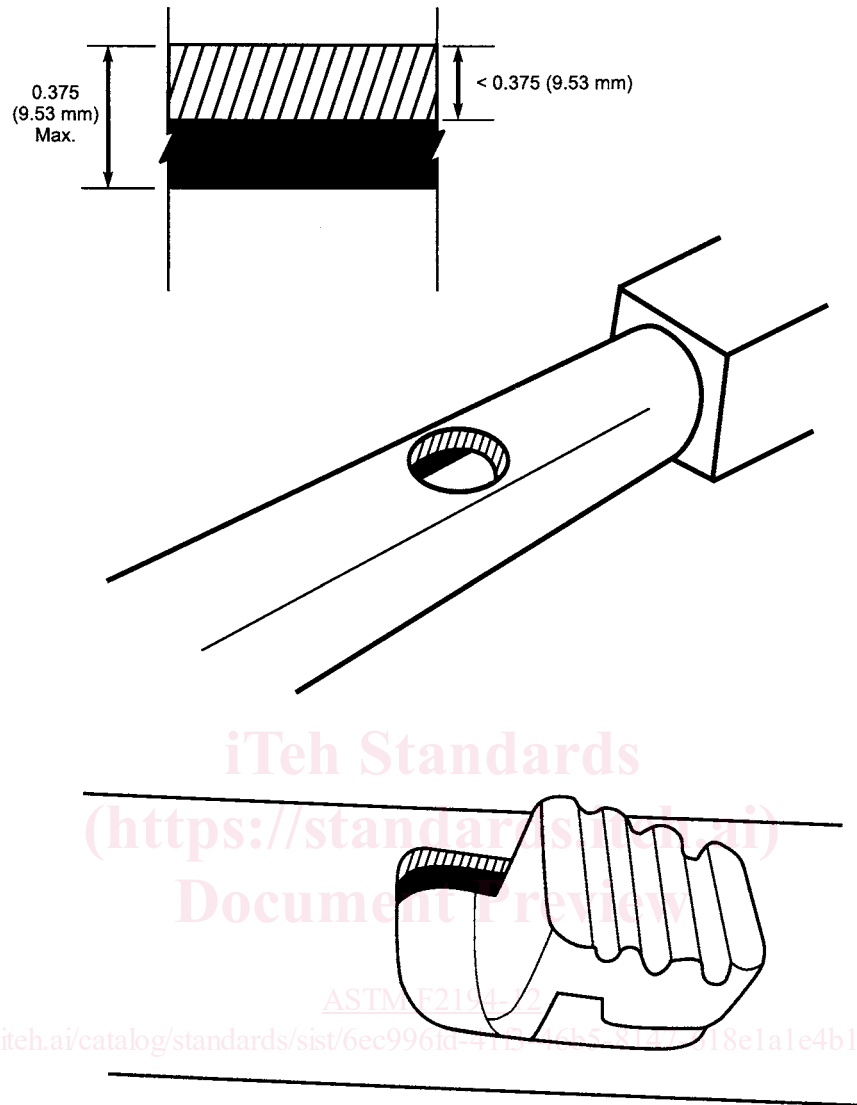


FIG. 2 Opening Example

6.4 *Stability*—A product in all manufacturer’s recommended use positions shall not tip over and shall retain the CAMI dummy when subjected to the test described in —A product in all manufacturer’s recommended use positions, including positions where the locks are engaged for preventing rocking/swinging motion of the sleeping surface, shall not tip over and shall retain the CAMI dummy when subjected to the test described in 7.4.

6.5 *Sleeping Pad:*

6.5.1 Each product shall be sold with the sleeping pad included.

6.5.2 *Pad Thickness* Pad Thickness for Fabric or Mesh Sided Products—The filling material of the uncompressed sleeping pad such as foam, fiberfill, etc. shall not exceed 1-in. (25-mm) in thickness. The total thickness of the uncompressed pad including all fabric or vinyl layers, filling material, and any structural members such as wood, hardboard, etc., shall not exceed 1½ in. (38 mm).

6.5.3 *Pad Dimensions*—The dimensions of the sleeping pad supplied with the product shall be such that the pad, when inserted in the center of the unit in a noncompressed state at any of the adjustable positions, shall not leave a gap of more than ½ in. (13 mm) at any point between the perimeter of the pad and the perimeter of the unit. When the pad is placed against the perimeter of the unit, the resulting gap shall not exceed 1 in. (25 cm).

6.5.4 *Side Height*—The upper surface of the non-compressed mattress of a bassinet/cradle, when the mattress support is in any position, must be at least 7.5 in. (191 mm) lower than the upper surface of the lowest side in all intended bassinet/cradle use positions as measured in accordance with 7.7.5.

6.6 *Protective Components*—If the occupant can grasp components between the thumb and forefinger or teeth (such as caps, sleeves, or plugs used for protection from sharp edges, points, or entrapment of fingers or toes), or if there is at least a 0.040-in.

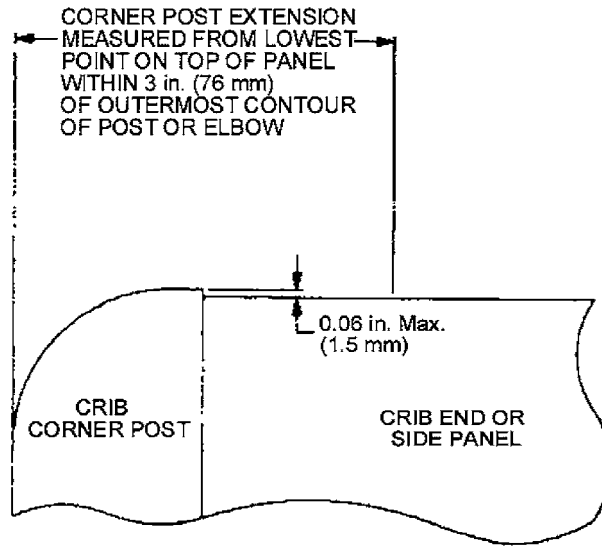


FIG. 3 Corner Post Extension

(1.00-mm) gap between the component and its adjacent parent component, such component shall not be removed when tested in accordance with 7.7.

6.7 *Fabric Sided Enclosed Openings*—For bassinets/cribles with fabric sides, a completely bounded opening shall not be created that allows the complete passage of the torso probe (Fig. 4) when tested in accordance with 7.8. This test does not apply to play yard bassinets as defined in 3.1.12 or bassinet/crible accessories as defined in 3.1.2.

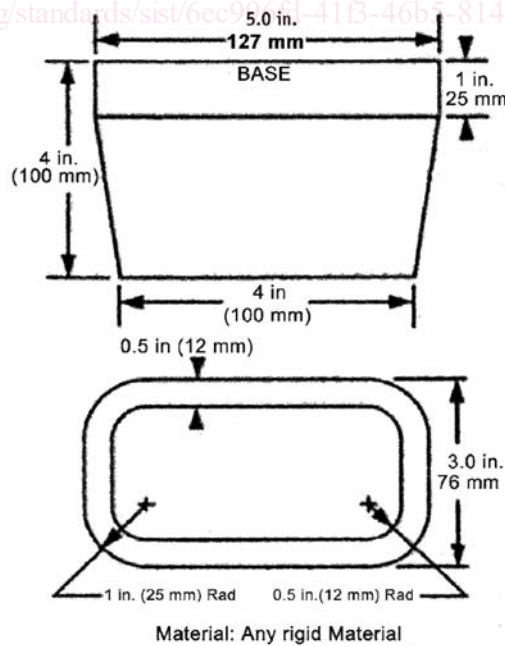
6.8 *Rock/Swing Angle*—Bassinets or cradles that incorporate a rock/swing feature shall meet the following:

6.8.1 The maximum deflection angle measurement on any reading shall not exceed 20° when tested in accordance with 7.9.

6.8.2 The arithmetic mean of the rest angle measurements shall not exceed 7° when calculated for each rock/swing direction independently, when tested in accordance with 7.9.

7. Test Methods

7.1 *Component Spacing*—Refer to 16 CFR Part 1509. For spacing of components, see CFR 1509.4. For component spacing test apparatus, see CFR 1509.5 and for component spacing test method, see CFR 1509.6. —For compliance with the spacing of



NOTE—The probe dimensions represent the torso diameter of a 5th percentile 0 to 2-month-old infant.

FIG. 4 Torso Probe