

ISO/TC 188

Secretariat: SIS

Voting begins on:
2020-05-20

Voting terminates on:
2020-08-12

Small craft — Field of vision from the steering position

Petits navires — Champ de vision depuis le poste de pilotage

iTeh STANDARD PREVIEW
(standards.iteh.ai)
Full standard:
<https://standards.iteh.ai/catalog/standards/sist/05ddc1a6-3437-4074-a353-e836ff603412/iso-fdis-11591>

RECIPIENTS OF THIS DRAFT ARE INVITED TO SUBMIT, WITH THEIR COMMENTS, NOTIFICATION OF ANY RELEVANT PATENT RIGHTS OF WHICH THEY ARE AWARE AND TO PROVIDE SUPPORTING DOCUMENTATION.

IN ADDITION TO THEIR EVALUATION AS BEING ACCEPTABLE FOR INDUSTRIAL, TECHNOLOGICAL, COMMERCIAL AND USER PURPOSES, DRAFT INTERNATIONAL STANDARDS MAY ON OCCASION HAVE TO BE CONSIDERED IN THE LIGHT OF THEIR POTENTIAL TO BECOME STANDARDS TO WHICH REFERENCE MAY BE MADE IN NATIONAL REGULATIONS.

ISO/CEN PARALLEL PROCESSING



Reference number
ISO/FDIS 11591:2020(E)

iTeh STANDARD PREVIEW
(standards.iteh.ai)
Full standard:
<https://standards.iteh.ai/catalog/standards/sist/05ddc1a6-3437-4074-a353-e836ff603412/iso-fdis-11591>



COPYRIGHT PROTECTED DOCUMENT

© ISO 2020

All rights reserved. Unless otherwise specified, or required in the context of its implementation, no part of this publication may be reproduced or utilized otherwise in any form or by any means, electronic or mechanical, including photocopying, or posting on the internet or an intranet, without prior written permission. Permission can be requested from either ISO at the address below or ISO's member body in the country of the requester.

ISO copyright office
CP 401 • Ch. de Blandonnet 8
CH-1214 Vernier, Geneva
Phone: +41 22 749 01 11
Fax: +41 22 749 09 47
Email: copyright@iso.org
Website: www.iso.org

Published in Switzerland

Contents

	Page
Foreword	iv
1 Scope	1
2 Normative references	1
3 Terms and definitions	1
4 Requirements for all craft	2
4.1 General requirements	2
4.2 Field of vision — Forward	3
4.2.1 Horizontal	3
4.2.2 Vertical	3
4.3 Field of vision — Astern	3
5 Additional requirements for human-powered craft	4
5.1 General requirements	4
6 Additional requirements for power-driven craft with steering wheel or equivalent fixed installed direction control	4
6.1 General requirements	4
7 Additional requirements for sailing craft under sail or auxiliary power	4
7.1 General requirements	4
7.2 Sails	4
7.3 Steering means	4
8 Owner's manual	6
8.1 Human-powered craft	6
8.2 Power-driven craft	6
8.3 Sailing craft	7
Annex ZA (informative) Relationship between this European Standard and the essential requirements of Directive 2013/53/EU aimed to be covered	8

Foreword

ISO (the International Organization for Standardization) is a worldwide federation of national standards bodies (ISO member bodies). The work of preparing International Standards is normally carried out through ISO technical committees. Each member body interested in a subject for which a technical committee has been established has the right to be represented on that committee. International organizations, governmental and non-governmental, in liaison with ISO, also take part in the work. ISO collaborates closely with the International Electrotechnical Commission (IEC) on all matters of electrotechnical standardization.

The procedures used to develop this document and those intended for its further maintenance are described in the ISO/IEC Directives, Part 1. In particular the different approval criteria needed for the different types of ISO documents should be noted. This document was drafted in accordance with the editorial rules of the ISO/IEC Directives, Part 2 (see www.iso.org/directives).

Attention is drawn to the possibility that some of the elements of this document may be the subject of patent rights. ISO shall not be held responsible for identifying any or all such patent rights. Details of any patent rights identified during the development of the document will be in the Introduction and/or on the ISO list of patent declarations received (see www.iso.org/patents).

Any trade name used in this document is information given for the convenience of users and does not constitute an endorsement.

For an explanation on the voluntary nature of Standards, the meaning of ISO specific terms and expressions related to conformity assessment, as well as information about ISO's adherence to the World Trade Organization (WTO) principles in the Technical Barriers to Trade (TBT) see the following URL: www.iso.org/iso/foreword.html.

This document was prepared by Technical Committee ISO/TC 188, *Small craft*.

This fourth edition cancels and replaces the third edition (ISO 11591:2019), of which it constitutes a minor revision. The changes compared to the previous edition are as follows:

— all normative references have been dated.

Any feedback or questions on this document should be directed to the user's national standards body. A complete listing of these bodies can be found at www.iso.org/members.html.

Small craft — Field of vision from the steering position

1 Scope

This document specifies requirements for the field of vision from the steering position, forward (horizontally and vertically) and astern, for small craft up to 24 m length of hull (L_H) in accordance with ISO 8666:2016.

2 Normative references

The following documents are referred to in the text in such a way that some or all of their content constitutes requirements of this document. For dated references, only the edition cited applies. For undated references, the latest edition of the referenced document (including any amendments) applies.

ISO 7010:2019, *Graphical symbols — Safety colours and safety signs — Registered safety signs*

ISO 8666:2016, *Small craft — Principal data*

ISO 10240:2019, *Small craft — Owner's manual*

ISO 11192:2005, *Small craft — Graphical symbols*

3 Terms and definitions

For the purposes of this document, the following terms and definitions apply.

ISO and IEC maintain terminological databases for use in standardization at the following addresses:

- ISO Online browsing platform: available at <https://www.iso.org/obp>
- IEC Electropedia: available at <http://www.electropedia.org/>

3.1

steering position

steering area (3.2) or *steering location* (3.3)

3.2

steering area

area on board a *sailing craft* (3.11) from which the *operator* (3.14) steers the craft

3.3

steering location

location on board a *power-driven craft* (3.12) or a *human-powered craft* (3.10) in which the *operator* (3.14) steers the craft and controls the propulsion

3.4

main steering position

steering position (3.1) as defined by the manufacturer and specified in the owner's manual that meets the field of vision requirements of this document

3.5

high eye position

<standing operator> eye position 1 730 mm above the surface on which the *operator* (3.14) stands, 400 mm from the centre of the steering wheel rim

3.6

high eye position

<seated operator> eye position 840 mm above the intersection of the compressed seat and the seat back, 400 mm from the centre of the steering wheel rim

3.7

low eye position

<standing operator> eye position 1 480 mm above the surface on which the *operator* (3.14) stands, 400 mm from the centre of the steering wheel rim

3.8

low eye position

<seated operator> eye position 690 mm above the intersection of the compressed seat and the seat-back, 400 mm from the centre of the steering wheel rim

3.9

level reference line

designated waterline of the craft determined for its operating conditions

3.10

human-powered craft

craft for which the primary means of propulsion is human power

3.11

sailing craft

craft for which the primary means of propulsion is wind power

3.12

power-driven craft

craft for which the primary means of propulsion is an engine

3.13

planing mode

mode of running of a craft in the sea such that its mass is significantly supported by forces coming from dynamic lift due to speed in the water

3.14

operator

person steering the craft

3.15

normal condition of use

mode with regards to speed and load in which a craft is typically operated

4 Requirements for all craft

4.1 General requirements

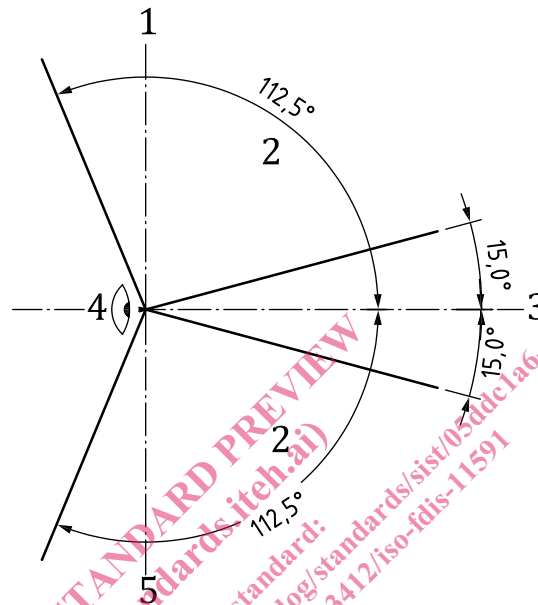
The following requirements shall be fulfilled under normal condition of use.

For craft having more than one steering position, at least one steering position shall meet the requirements of this document and be designated 'main steering position'. Other steering positions that do not meet the requirements of this document shall display a sign at these positions, in clear view of the operator, with the ISO symbol for warning in accordance with 19.1 of ISO 11192:2005 or symbol W001 of ISO 7010:2019 together with warning information (see [Clause 8](#)) in a language acceptable to the country of intended use.

4.2 Field of vision — Forward

4.2.1 Horizontal

4.2.1.1 A field of vision from the eye position at the steering position shall be provided throughout a horizontal arc of at least $112,5^\circ$ on the starboard side to $112,5^\circ$ on the port side of the craft (see [Figure 1](#)). For port side, starboard side or centreline steering positions, these angles of vision to port and starboard are required without the operator leaving the steering position.



Key

- | | | | |
|---|--|---|-----------------------------------|
| 1 | port | 4 | eye position at steering position |
| 2 | forward field of vision | 5 | starboard |
| 3 | centre line of forward field of vision | | |

Figure 1 — Field of vision, forward, horizontal

4.2.1.2 Permanent and removable obstructions to vision shall be such that clear vision from the eye position can be maintained with normal movement of the operator while maintaining control of the craft.

4.2.2 Vertical

4.2.2.1 The vertical field of vision forward to the horizon and water surface shall be determined with the craft at an attitude established by the level reference line determined with the craft in the loaded condition (m_{LDC}) in accordance with ISO 8666:2016.

4.2.2.2 Obstructed vertical vision distance to the water surface in the horizontal field of vision from the stem or point of visual obstruction on the craft, as determined by the level reference line, shall not exceed four times the length of hull, L_H , defined in ISO 8666:2016, and in no case shall exceed 50 m.

4.3 Field of vision — Astern

If permanent obstructions to vision exist, astern unobstructed visibility shall be provided to the operator while maintaining control of the craft by:

- normal movement of the operator; or

- mirrors; or
- other means.

5 Additional requirements for human-powered craft

5.1 General requirements

If the operator of a human-powered craft kneels, sits or stands with his back to the course, it shall be ensured that the superstructure of the craft gives the operator enough room to turn around frequently into the direction of travel to comply with this document (see [Clause 4](#)).

6 Additional requirements for power-driven craft with steering wheel or equivalent fixed installed direction control

6.1 General requirements

A forward field of vision shall be provided directly in front of the operator's eye position throughout the vertical field of vision and extending to at least 15° on either side of a line forward from the eye position (see [Figure 1](#)) to the obstructed vision distance as specified in [4.2.2](#). This may be achieved with normal movement of the operator's head while maintaining control of the craft.

6.1.1 The requirements for low eye position can be met by an operator's seat with vertical height adjustment.

6.1.2 From the designated main steering position, standing or seated, the minimum vertical field of vision shall extend from the horizontal with respect to the relevant high eye position to the unobstructed line of vision from the relevant low eye position (see [Figures 2](#) and [3](#)), while ensuring the horizontal arc of vision specified in [4.2.1](#).

7 Additional requirements for sailing craft under sail or auxiliary power

7.1 General requirements

Fixed obstructions to vision shall be such that the field of vision requirements as defined in [Clause 4](#) during normal conditions of use can be maintained with normal movement of the operator in the main steering position.

7.2 Sails

Sails or parts thereof may be transparent in order to comply with [Clause 4](#).

7.3 Steering means

Sailing craft shall be able to be steered by one or more wheels, tillers, or other steering means. Tillers may have one or more articulating extensions.

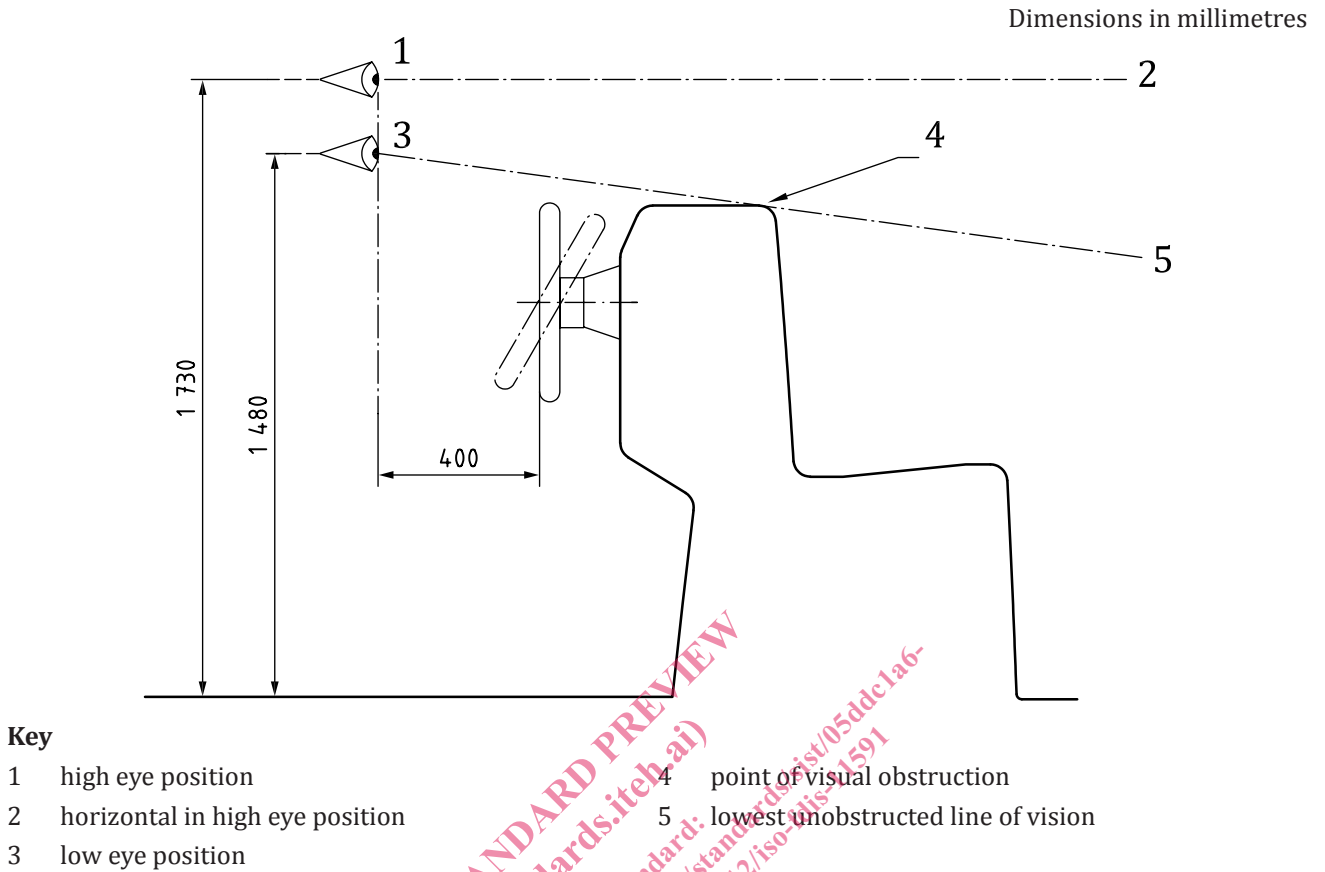


Figure 2 — Eye positions and vertical field of vision — Operator in standing position

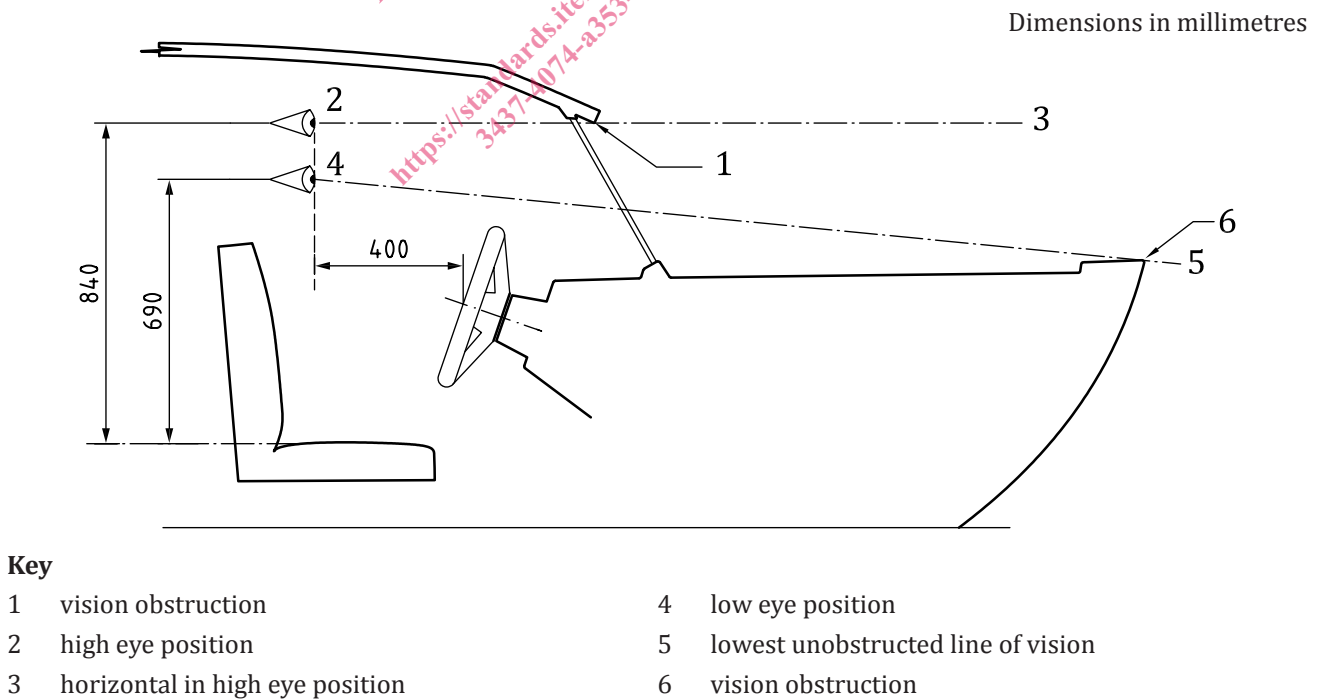


Figure 3 — Eye positions and vertical field of vision — Operator in seated position