

INTERNATIONAL
STANDARD

ISO/IEC
24775-7

Second edition
2021-03

**Information technology — Storage
management —**

**Part 7:
Host elements**

**iTeh STANDARD PREVIEW
(standards.iteh.ai)**

[ISO/IEC PRF 24775-7](https://standards.iteh.ai/catalog/standards/sist/9225bc01-5c7a-447a-b1f6-0f92deb9cafa/iso-iec-prf-24775-7)

<https://standards.iteh.ai/catalog/standards/sist/9225bc01-5c7a-447a-b1f6-0f92deb9cafa/iso-iec-prf-24775-7>



Reference number
ISO/IEC 24775-7:2021(E)

© ISO/IEC 2021

iTeh STANDARD PREVIEW (standards.iteh.ai)

[ISO/IEC PRF 24775-7](https://standards.iteh.ai/catalog/standards/sist/9225bc01-5c7a-447a-b1f6-0f92deb9cafa/iso-iec-prf-24775-7)

<https://standards.iteh.ai/catalog/standards/sist/9225bc01-5c7a-447a-b1f6-0f92deb9cafa/iso-iec-prf-24775-7>



COPYRIGHT PROTECTED DOCUMENT

© ISO/IEC 2021

All rights reserved. Unless otherwise specified, or required in the context of its implementation, no part of this publication may be reproduced or utilized otherwise in any form or by any means, electronic or mechanical, including photocopying, or posting on the internet or an intranet, without prior written permission. Permission can be requested from either ISO at the address below or ISO's member body in the country of the requester.

ISO copyright office
CP 401 • Ch. de Blandonnet 8
CH-1214 Vernier, Geneva
Phone: +41 22 749 01 11
Email: copyright@iso.org
Website: www.iso.org

Published in Switzerland

Foreword

ISO (the International Organization for Standardization) and IEC (the International Electrotechnical Commission) form the specialized system for worldwide standardization. National bodies that are members of ISO or IEC participate in the development of International Standards through technical committees established by the respective organization to deal with particular fields of technical activity. ISO and IEC technical committees collaborate in fields of mutual interest. Other international organizations, governmental and non-governmental, in liaison with ISO and IEC, also take part in the work.

The procedures used to develop this document and those intended for its further maintenance are described in the ISO/IEC Directives, Part 1. In particular, the different approval criteria needed for the different types of document should be noted (see www.iso.org/directives).

Attention is drawn to the possibility that some of the elements of this document may be the subject of patent rights. ISO and IEC shall not be held responsible for identifying any or all such patent rights. Details of any patent rights identified during the development of the document will be in the Introduction and/or on the ISO list of patent declarations received (see www.iso.org/patents) or the IEC list of patent declarations received (see <http://patents.iec.ch>).

Any trade name used in this document is information given for the convenience of users and does not constitute an endorsement.

For an explanation of the voluntary nature of standards, the meaning of ISO specific terms and expressions related to conformity assessment, as well as information about ISO's adherence to the World Trade Organization (WTO) principles in the Technical Barriers to Trade (TBT), see www.iso.org/iso/foreword.html. ISO/IEC PRF 24775-7

This document was prepared by SNIA (as Storage Management Technical Specification, Part 7 Host Elements, Version 1.8.0, Revision 5) and drafted in accordance with its editorial rules. It was adopted, under the JTC 1 PAS procedure, by Joint Technical Committee ISO/IEC JTC 1, *Information technology*.

This second edition cancels and replaces the first edition (ISO/IEC 24775-7:2014), which has been technically revised.

The main changes compared to the previous edition are as follows:

- USAGE text was revised to address code (now included in the front matter for all SNIA specifications)
- All recipes and their references were deleted.
- Instances of subprofile were changed to profile. In the annex, instances of subprofile were changed to component profile (TSG meeting voice vote).
- Profile versions and related text were updated. (TSG meeting voice vote).
- Indications have been replaced by DMTF Indications, and all affected clauses updated. (TSG meeting voice vote).
- Instances of Experimental within profiles already labeled as Experimental were removed to avoid confusion and redundancy. (Editorial change)
- CIM/XML was changed to CIM-XML (Response to ballot comments).

ISO/IEC 24775-7:2021(E)

- Annex: SMI-S Information Model.
- The CIM schema version was changed to 2.51 for V1.8.0 Rev3.
- Disk Partition Profile
 - Added descriptions of the references in CIM_BasedOn (Partition to Extent), CIM_BasedOn (Partition to Partition), CIM_LogicalDiskBasedOnPartition (LogicalDisk to Partition) and CIM_SystemDevice (System to LogicalDisk).
 - Made CIM_LogicalDiskBasedOnPartition (LogicalDisk to Partition) and CIM_SystemDevice (System to LogicalDisk) Conditional (rather than Optional), since CIM_LogicalDisk is Optional. Storage HBA Profile (SMI TWG Reviews).
 - Fixed the version numbers on the Related Profiles to match what the profiles claim.
 - Added Descriptions to the references in CIM_ProductElementComponent, CIM_Realizes and CIM_SystemDevice.
- FC HBA Profile
 - Removed the profile content and added text re it being Deprecated. (CORE-SMIS-SCR-000).
- Host Discovered Resources Profile
 - Promoted the maturity level from DRAFT to EXPERIMENTAL for update to remove SNIA_ classes and use DMTF CIM_ classes.
 - Added the related profiles table to the spec.
 - Moved NameFormat from LogicalDevice to LogicalDisk to match the mof.
 - Moved NameNamespace from LogicalDevice to LogicalDisk to match the mof.
 - Added descriptions on the References for CIM_HostedAccessPoint and CIM_SystemDevice.
 - Marked the SB Multipath Management Related Profile as Deprecated (SMIS-180-Errata-SCR00002).
- Host Hardware RAID Controller Profile
 - Fixed the version numbers on the Related Profiles to match what the profiles claim.
 - Added two ElementSoftwareIdentity associations to cover the 3 SoftwareIdentity classes (one Mandatory and one Optional).
 - Added descriptions on the References for CIM_AssociatedAlarm, CIM_ProductPhysicalComponent, CIM_ProtocolControllerForUnit (Extent or MediaAccessDevice), CIM_Realizes (Associates PhysicalPackage to PortController) and CIM_SAPAvailableForElement.
 - Fixed the description of Dependent in CIM_ControlledBy.
 - Added Key properties to the CIM_SoftwareIdentity CIM Element tables.
 - Changed the version of the profile to 1.7.0.
- iSCSI Initiator
 - Removed all occurrences of “(Host Hardware RAID Controller)” (CORE-SMIS-SCR-000).
 - Removed MATURITY="Draft" from the Launch In Context supported profile.
 - Added Descriptions for References in 2 CIM_BindsTo associations, CIM_ControlledBy, 2 CIM_DeviceSAPImplementations and CIM_ElementSoftwareIdentity.
 - Added Descriptions for References in 2 CIM_EndpointOfNetworkPipes, CIM_NetworkPipeComposition, CIM_ProductPhysicalComponent and CIM_Realizes.

- Added Descriptions for references in CIM_SAPAvailableForElement.
- Added Keys to CIM_PhysicalPackage.
- Changed the Central Class from PortController to CIM_ComputerSystem (TSG-SMIS-SCR00333).
- Memory Configuration Profile
 - Updated due to class and property name changes in DMTF Multi-type Memory profile (SMIS-170-Draft-SCR00006).
 - Introduced staged request concept.
 - Added use cases.
 - Addressed comments from internal and partner reviews.
 - Changed diagrams approved in Core TWG 3/23/15.
 - Changed SystemCreateClassName in class CIM_MemoryConfigurationService to SystemCreationClassName.
 - Changed RemainingCapacity in class CIM_ResourcePool to CurrentlyConsumedResource.
 - Changed ChangeableType in class CIM_MemoryAllocationSettingData to ResourceType.
 - Fixed the description of Replication in class CIM_MemoryAllocationSettingData.
 - Added a description for ChannelCount in class CIM_MemoryAllocationSettingData.
- Persistent Memory Configuration Profile
 - Added new material (most of profile content) to manage NVDIMMs (SMIS-170-Draft-SCR00006).
 - Changed diagrams approved in Core TWG 3/23/15- Changed RemainingCapacity in class CIM_ResourcePool to Reserved. [ISO/IEC PRF 24775-7](https://standards.iteh.ai/catalog/standards/sist/9225bc01-5c7a-447a-b18f-0b92deb9cafa/iso-iec-prf-24775-7)
 - Changed SecurityFeatures in class CIM_PersistentMemoryCapabilities to SecurityFeatures.
 - Removed ChannelCount in class CIM_PersistentMemoryNamespaceSettingData, since it is not in the mof and not referenced anywhere in the profile text.
 - Added three methods to CIM_PersistentMemoryService to support the profile text.
 - Fixed the ManagedElement reference in CIM_ElementConformsToProfile.
 - Fixed the references in CIM_SystemDevice.
 - Fixed the references in CIM_BasedOn.
- SB Multipath Management Profile
 - Promoted the maturity level from DRAFT to EXPERIMENTAL for update to remove SNIA_ classes and use DMTF CIM_ classes (TSG-SMIS-SCR00315.001).
 - Added reference to SMI-S Version 1.6.1 Revision 5. No content in this deprecated profile SB Multipath.
- SCSI Multipath Management Profile
 - Added keys to CIM_SCSIMultipathConfigurationCapabilities and CIM_SCSIMultipathSettings (SMIS-170-Draft-SCR00006).
- Annex A (informative) SMI-S Information Model
 - DMTF's CIM schema version changed to 2.45.0.
- References

ISO/IEC 24775-7:2021(E)

- Added DMTF DSP1054 v1.2.2, Indications Profile (and changed version to 1.2.2 throughout book).
- Updated DSP 1071, Multi-type System Memory Profile reference here and in profiles.
- Added reference to DSP 1119, 1.0.0b Diagnostics Job Control Profile.
- Removed reference to DSP 1119\.
- Removed 2.3.

A list of all parts in the ISO/IEC 24775 series can be found on the ISO website.

Any feedback or questions on this document should be directed to the user's national standards body. A complete listing of these bodies can be found at www.iso.org/members.html.

iTeh STANDARD PREVIEW (standards.iteh.ai)

ISO/IEC PRF 24775-7

<https://standards.iteh.ai/catalog/standards/sist/9225bc01-5c7a-447a-b1f6-0f92deb9cafa/iso-iec-prf-24775-7>

INTENDED AUDIENCE

This document is intended for use by individuals and companies engaged in developing, deploying, and promoting interoperable multi-vendor SANs through the Storage Networking Industry Association (SNIA) organization.

CHANGES TO THE SPECIFICATION

Each publication of this specification is uniquely identified by a three-level identifier, comprised of a version number, a release number and an update number. The current identifier for this specification is version 1.8.0. Future publications of this specification are subject to specific constraints on the scope of change that is permissible from one publication to the next and the degree of interoperability and backward compatibility that should be assumed between products designed to different publications of this standard. The SNIA has defined three levels of change to a specification:

- **Major Revision:** A major revision of the specification represents a substantial change to the underlying scope or architecture of the SMI-S API. A major revision results in an increase in the version number of the version identifier (e.g., from version 1.x.x to version 2.x.x). There is no assurance of interoperability or backward compatibility between releases with different version numbers.
- **Minor Revision:** A minor revision of the specification represents a technical change to existing content or an adjustment to the scope of the SMI-S API. A minor revision results in an increase in the release number of the specification's identifier (e.g., from x.1.x to x.2.x). Minor revisions with the same version number preserve interoperability and backward compatibility.
- **Update:** An update to the specification is limited to minor corrections or clarifications of existing specification content. An update will result in an increase in the third component of the release identifier (e.g., from x.x.1 to x.x.2). Updates with the same version and minor release levels preserve interoperability and backward compatibility.

<https://standards.iso.org/iso/iec-prf-24775-7>
 ISO/IEC PRF 24775-7
TYPOGRAPHICAL CONVENTIONS
 0f92deb9cafa/iso-iec-prf-24775-7

Maturity Level

In addition to informative and normative content, this specification includes guidance about the maturity of emerging material that has completed a rigorous design review but has limited implementation in commercial products. This material is clearly delineated as described in the following sections. The typographical convention is intended to provide a sense of the maturity of the affected material, without altering its normative content. By recognizing the relative maturity of different sections of the standard, an implementer should be able to make more informed decisions about the adoption and deployment of different portions of the standard in a commercial product.

This specification has been structured to convey both the formal requirements and assumptions of the SMI-S API and its emerging implementation and deployment lifecycle. Over time, the intent is that all content in the specification will represent a mature and stable design, be verified by extensive implementation experience, assure consistent support for backward compatibility, and rely solely on content material that has reached a similar level of maturity. Unless explicitly labeled with one of the subordinate maturity levels defined for this specification, content is assumed to satisfy these requirements and is referred to as "Finalized". Since much of the evolving specification

content in any given release will not have matured to that level, this specification defines three subordinate levels of implementation maturity that identify important aspects of the content's increasing maturity and stability. Each subordinate maturity level is defined by its level of implementation experience, its stability and its reliance on other emerging standards. Each subordinate maturity level is identified by a unique typographical tagging convention that clearly distinguishes content at one maturity model from content at another level.

Experimental Maturity Level

No material is included in this document unless its initial architecture has been completed and reviewed. Some content included in this document has complete and reviewed design, but lacks implementation experience and the maturity gained through implementation experience. This content is included in order to gain wider review and to gain implementation experience. This material is referred to as “Experimental”. It is presented here as an aid to implementers who are interested in likely future developments within the SMI specification. The contents of an Experimental profile may change as implementation experience is gained. There is a high likelihood that the changed content will be included in an upcoming revision of the specification. Experimental material can advance to a higher maturity level as soon as implementations are available. Figure 1 is a sample of the typographical convention for Experimental content.

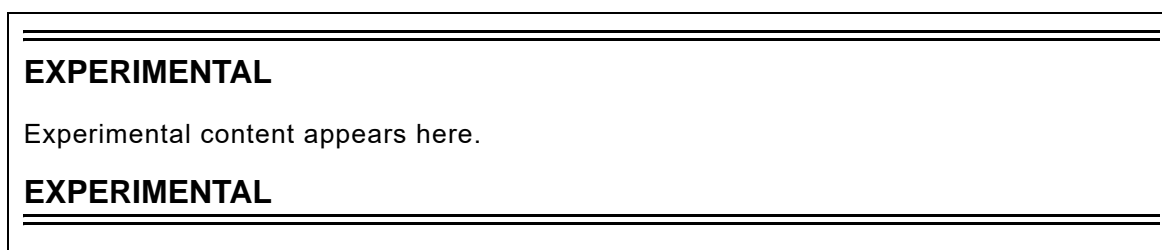


Figure 1 - Experimental Maturity Level Tag

Implemented Maturity Level

Profiles for which initial implementations have been completed are classified as “Implemented”. This indicates that at least two different vendors have implemented the profile, including at least one provider implementation. At this maturity level, the underlying architecture and modeling are stable, and changes in future revisions will be limited to the correction of deficiencies identified through additional implementation experience. Should the material become obsolete in the future, it must be deprecated in a minor revision of the specification prior to its removal from subsequent releases. Figure 2 is a sample of the typographical convention for Implemented content.

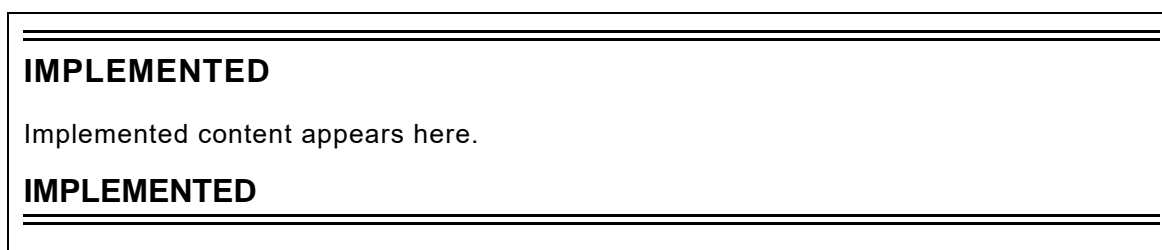


Figure 2 - Implemented Maturity Level Tag

Stable Maturity Level

Once content at the Implemented maturity level has garnered additional implementation experience, it can be tagged at the Stable maturity level. Material at this maturity level has been implemented by three different vendors, including both a provider and a client. Should material that has reached this maturity level become obsolete, it may only be deprecated as part of a minor revision to the specification. Material at this maturity level that has been deprecated may only be removed from the specification as part of a major revision. A profile that has reached this maturity level is guaranteed to preserve backward compatibility from one minor specification revision to the next. As a result, Profiles at or above the Stable

maturity level shall not rely on any content that is Experimental. Figure 3 is a sample of the typographical convention for Implemented content.




Figure 3 - Stable Maturity Level Tag

Finalized Maturity Level

Content that has reached the highest maturity level is referred to as “Finalized.” In addition to satisfying the requirements for the Stable maturity level, content at the Finalized maturity level must solely depend upon or refine material that has also reached the Finalized level. If specification content depends upon material that is not under the control of the SNIA, and therefore not subject to its maturity level definitions, then the external content is evaluated by the SNIA to assure that it has achieved a comparable level of completion, stability, and implementation experience. Should material that has reached this maturity level become obsolete, it may only be deprecated as part of a major revision to the specification. A profile that has reached this maturity level is guaranteed to preserve backward compatibility from one minor specification revision to the next. Over time, it is hoped that all specification content will attain this maturity level. Accordingly, there is no special typographical convention, as there is with the other, subordinate maturity levels. Unless content in the specification is marked with one of the typographical conventions defined for the subordinate maturity levels, it should be assumed to have reached the Finalized maturity level.

[ISO/IEC PRF 24775-7](https://standards.iteh.ai/catalog/standards/sist/9225bc01-5c7a-447a-b1f6-0f92deb9cafa/iso-iec-prf-24775-7)

Deprecated Material [https://standards.iteh.ai/catalog/standards/sist/9225bc01-5c7a-447a-b1f6-](https://standards.iteh.ai/catalog/standards/sist/9225bc01-5c7a-447a-b1f6-0f92deb9cafa/iso-iec-prf-24775-7)

Non-Experimental material can be deprecated in a subsequent revision of the specification. Sections identified as “Deprecated” contain material that is obsolete and not recommended for use in new development efforts. Existing and new implementations may still use this material, but shall move to the newer approach as soon as possible. The maturity level of the material being deprecated determines how long it will continue to appear in the specification. Implemented content shall be retained at least until the next revision of the specialization, while Stable and Finalized material shall be retained until the next major revision of the specification. Providers shall implement the deprecated elements as long as it appears in the specification in order to achieve backward compatibility. Clients may rely on deprecated elements, but are encouraged to use non-deprecated alternatives when possible.

Deprecated sections are documented with a reference to the last published version to include the deprecated section as normative material and to the section in the current specification with the replacement. Figure 4 contains a sample of the typographical convention for deprecated content.



Figure 4 - Deprecated Tag

iTeh STANDARD PREVIEW
(standards.iteh.ai)

ISO/IEC PRF 24775-7

<https://standards.iteh.ai/catalog/standards/sist/9225bc01-5c7a-447a-b1f6-0f92deb9cafa/iso-iec-prf-24775-7>

Contents

List of Figures	15
List of Tables	17
Foreword	23
1 Scope	25
2 Normative References	27
2.1 Overview	27
2.2 Approved references	27
2.3 References under development	27
3 Terms, Definitions, Symbols, Abbreviations, and Conventions	29
3.1 General	29
3.2 Terms and Definitions	29
4 Disk Partition Profile	31
4.1 Description	31
4.2 Health and Fault Management Considerations	37
4.3 Supported Profiles and Packages	38
4.4 Methods of the Profile	38
4.5 Client Considerations and Recipes	39
4.6 CIM Elements	39
5 FC HBA Profile	49
6 Storage HBA Profile	51
6.1 Synopsis	51
6.2 Description	51
6.3 Implementation	51
6.4 Methods of the Profile	57
6.5 Use Cases	58
6.6 CIM Elements	58
7 Host Discovered Resources Profile	63
7.1 Description	63
7.2 Health and Fault Management Considerations	68
7.3 Cascading Considerations	68
7.4 Extrinsic Methods of the Profile	68
7.5 Use Cases	69
7.6 CIM Elements	69
8 Host Hardware RAID Controller Profile	79
8.1 Synopsis	79
8.2 Description	80
8.3 Implementation	80
8.4 Methods	94
8.5 Use Cases	94
8.6 CIM Elements	94
9 iSCSI Initiator Profile	109
9.1 Description	109
9.2 Health and Fault Management Considerations	112
9.3 Methods of the Profile	112
9.4 Use Cases	112
9.5 CIM Elements	113

iTeh STANDARD PREVIEW
(standards.iteh.ai)

ISO/IEC PRF 24775-7

<https://standards.iteh.ai/catalog/standards/sist/9225bc01-5c7a-447a-b1f6-0f92deb9cafa/iso-iec-prf-24775-7>

10	SCSI Multipath Management Profile	125
10.1	Description	125
10.2	Health and Fault Management Considerations	128
10.3	Methods of the Profile	128
10.4	Use Cases	129
10.5	CIM Elements	129
11	SB Multipath Management Profile	137
12	Memory Configuration Profile	139
12.1	Synopsis	139
12.2	Description	139
12.3	Implementation	141
12.4	Methods	143
12.5	Use Cases	148
12.6	CIM Elements	153
13	Persistent Memory Configuration Profile	161
13.1	Synopsis	161
13.2	Overview	161
13.3	Implementation	163
13.4	Methods	164
13.5	Use Cases	171
13.6	CIM Elements	175
	Annex A (informative) SMI-S Information Model	183
	Annex B (Informative) Host Profile Deployment Guidelines	185

ITeh STANDARD PREVIEW
(standards.iteh.ai)

[ISO/IEC PRF 24775-7](https://standards.iteh.ai/catalog/standards/sist/9225bc01-5c7a-447a-b1f6-0f92deb9cafa/iso-iec-prf-24775-7)

<https://standards.iteh.ai/catalog/standards/sist/9225bc01-5c7a-447a-b1f6-0f92deb9cafa/iso-iec-prf-24775-7>

LIST OF FIGURES

Figure 1 - Experimental Maturity Level Tag	10
Figure 2 - Implemented Maturity Level Tag	10
Figure 3 - Stable Maturity Level Tag	11
Figure 4 - Deprecated Tag	11
Figure 5 - Disk Partition Class Hierarchy	32
Figure 6 - Disk Partition Class Diagram	33
Figure 7 - Disk MBR Partition Example	34
Figure 8 - MBR Partition Instance Diagram	35
Figure 9 - MBR and VTOC Partition Instance Diagram	36
Figure 10 - Partition Instance Diagram for Size/Address Rules	37
Figure 11 - Model Overview	52
Figure 12 - Profile Registration Profile	53
Figure 13 - Software Inventory Profile in Storage HBA	55
Figure 14 - HBA Card with Physical Classes	56
Figure 15 - Host Discovered Resources Block Diagram	64
Figure 16 - Host Discovered Resources Class Diagram	66
Figure 17 - Single SPI Disk Model	66
Figure 18 - Three FCP Logical Unit Instance Diagram	67
Figure 19 - ATA Discovered Resource Model	67
Figure 20 - SB Host Discovered Resources	68
Figure 21 - Host Hardware RAID Controller Package Diagram	80
Figure 22 - Host Hardware RAID resources scoped to HIRC ComputerSystem	81
Figure 23 - Alarms in Host Hardware RAID Controller	82
Figure 24 - Profile Registration with Host Hardware RAID Controller and Base Server Profiles	83
Figure 25 - Implementation of Physical Asset Profile	84
Figure 26 - Block Services Package in Host Hardware RAID Controller	85
Figure 27 - DAPort Profile in Host Hardware Controller	87
Figure 28 - Software Inventory Profile in Host Hardware RAID Controller	87
Figure 29 - Initiator Port profiles and Disk Drive Lite Profile	88
Figure 30 - Model for Imported Disks	89
Figure 31 - Imported Virtual Volumes	90
Figure 32 - Device "Pass Through" Example	91
Figure 33 - Example of Mutli-Function Controllers	93
Figure 34 - iSCSI Product and Package Model	110
Figure 35 - iSCSI Sessions and Connections Model	111
Figure 36 - iSCSI Initiator Node	112
Figure 37 - Multipath Management Class Diagram	126
Figure 38 - Four Path Instance Diagram	127
Figure 39 - Memory Configuration Class Diagram	140
Figure 40 - Use Case - Profile Registration	148
Figure 41 - Use Case - Memory Configuration Capabilities	149
Figure 42 - Use Case - Memory Capability Discovery	149
Figure 43 - Use Case - Allocation	150
Figure 44 - Use Case - Allocation Complete	151

Figure 45 - Use Case - Before Deallocation	152
Figure 46 - Use Case - After Deallocation	152
Figure 47 - Persistent Memory Configuration: Class Diagram.....	162
Figure 48 - Use Case: Profile Registration	172
Figure 49 - Use Case - Detect Capabilities.....	173
Figure 50 - Use Case - Create Namespace.....	174
Figure B.1 Profile Registration and FC HBA Profiles	186
Figure B.2 Profile Registration and Storage HBA Profiles	187
Figure B.3 Profile Registration and Host Hardware RAID Controller Profiles	188
Figure B.4 Deploying FC HBA with Storage HBA (SAS) Profiles	189

iTeh STANDARD PREVIEW
(standards.iteh.ai)

[ISO/IEC PRF 24775-7](https://standards.iteh.ai/catalog/standards/sist/9225bc01-5c7a-447a-b1f6-0f92deb9cafa/iso-iec-prf-24775-7)

<https://standards.iteh.ai/catalog/standards/sist/9225bc01-5c7a-447a-b1f6-0f92deb9cafa/iso-iec-prf-24775-7>

LIST OF TABLES

Table 1 - Capabilities Properties.....	36
Table 2 - CIM Elements for Disk Partition.....	39
Table 3 - SMI Referenced Properties/Methods for CIM_BasedOn (Partition to Extent).....	40
Table 4 - SMI Referenced Properties/Methods for CIM_BasedOn (Partition to Partition).....	41
Table 5 - SMI Referenced Properties/Methods for CIM_DiskPartition	41
Table 6 - SMI Referenced Properties/Methods for CIM_DiskPartitionConfigurationCapabilities	42
Table 7 - SMI Referenced Properties/Methods for CIM_DiskPartitionConfigurationService	42
Table 8 - SMI Referenced Properties/Methods for CIM_ElementCapabilities	43
Table 9 - SMI Referenced Properties/Methods for CIM_ElementConformsToProfile (DiskPartitionConfigura- tionService to Disk Partition RegisteredProfile)43	
Table 10 - SMI Referenced Properties/Methods for CIM_GPTDiskPartition	43
Table 11 - SMI Referenced Properties/Methods for CIM_GenericDiskPartition	44
Table 12 - SMI Referenced Properties/Methods for CIM_HostedService	44
Table 13 - SMI Referenced Properties/Methods for CIM_InstalledPartitionTable (Capabilities to Extent).....	45
Table 14 - SMI Referenced Properties/Methods for CIM_InstalledPartitionTable (Capabilities to Partition).....	45
Table 15 - SMI Referenced Properties/Methods for CIM_LogicalDisk	45
Table 16 - SMI Referenced Properties/Methods for CIM_LogicalDiskBasedOnPartition (LogicalDisk to Parti- tion)46	
Table 17 - SMI Referenced Properties/Methods for CIM_StorageExtent.....	46
Table 18 - SMI Referenced Properties/Methods for CIM_SystemDevice (System to Extent).....	47
Table 19 - SMI Referenced Properties/Methods for CIM_SystemDevice (System to LogicalDisk).....	47
Table 20 - SMI Referenced Properties/Methods for CIM_SystemDevice (System to Partition).....	47
Table 21 - SMI Referenced Properties/Methods for CIM_VTOCDiskPartition	48
Table 22 - Related Profiles for Storage HBA.....	51
Table 23 - CIM_PortController.....	57
Table 24 - CIM_SystemDevice	58
Table 25 - CIM Elements for Storage HBA.....	58
Table 26 - SMI Referenced Properties/Methods for CIM_ControlledBy	59
Table 27 - SMI Referenced Properties/Methods for CIM_PortController	59
Table 28 - SMI Referenced Properties/Methods for CIM_Product	60
Table 29 - SMI Referenced Properties/Methods for CIM_ProductElementComponent	60
Table 30 - SMI Referenced Properties/Methods for CIM_Realizes.....	60
Table 31 - SMI Referenced Properties/Methods for CIM_SystemDevice.....	61
Table 32 - Related Profiles for HostDiscoveredResources	63
Table 33 - CIM Elements for Host Discovered Resources	69
Table 34 - SMI Referenced Properties/Methods for CIM_ATAInitiatorTargetLogicalUnitPath	70
Table 35 - SMI Referenced Properties/Methods for CIM_ATAProtocolEndpoint	71
Table 36 - SMI Referenced Properties/Methods for CIM_ElementConformsToProfile (LogicalDevice to Host Discovered Resources RegisteredProfile)71	
Table 37 - SMI Referenced Properties/Methods for CIM_HostedAccessPoint	72
Table 38 - SMI Referenced Properties/Methods for CIM_LogicalDevice (LogicalDevice)	72
Table 39 - SMI Referenced Properties/Methods for CIM_LogicalDisk (LogicalDevice)	72
Table 40 - SMI Referenced Properties/Methods for CIM_SCSIArbitraryLogicalUnit (LogicalDevice).....	73
Table 41 - SMI Referenced Properties/Methods for CIM_SCSIInitiatorTargetLogicalUnitPath.....	74
Table 42 - SMI Referenced Properties/Methods for CIM_SCSIProtocolEndpoint.....	74
Table 43 - SMI Referenced Properties/Methods for CIM_StorageExtent (LogicalDevice).....	75
Table 44 - SMI Referenced Properties/Methods for CIM_SystemDevice.....	75