

2022-06-08

ISO 22553-15:2022 (E)

2022-07-28

ISO TC 35/SC 9/WG 30

Secretariat: BSI

Paints and varnishes — Electro-deposition coatings — Part 15: Permeate residues

Peintures et vernis — Peintures d'électrodéposition — Partie 15: Résidus de perméat

iTeh STANDARD PREVIEW
(standards.iteh.ai)

ISO/PRF 22553-15

<https://standards.iteh.ai/catalog/standards/sist/72d838c1-05e8-45ba-86b9-980204bf0684/iso-prf-22553-15>

© ISO_2022

All rights reserved. Unless otherwise specified, or required in the context of its implementation, no part of this publication may be reproduced or utilized otherwise in any form or by any means, electronic or mechanical, including photocopying, or posting on the internet or an intranet, without prior written permission. Permission can be requested from either ISO at the address below or ~~ISO's~~ISO's member body in the country of the requester.

ISO ~~copyright office~~Copyright Office

CP 401 • ~~Ch. de Blandonnet 8~~

CH-1214 Vernier, Geneva

Phone: +_41 22 749 01 11

~~Email: copyright@iso.org~~

Email: copyright@iso.org

~~Website: www.iso.org~~www.iso.org

~~Published in Switzerland.~~

ITEH STANDARD PREVIEW
(standards.iteh.ai)

ISO/PRF 22553-15

<https://standards.iteh.ai/catalog/standards/sist/72d838c1-05e8-45ba-86b9-980204bf0684/iso-prf-22553-15>

~~Edited DIS -
MUST BE USED
FOR FINAL
DRAFT~~

Contents

Foreword	iv
Introduction	v
1 Scope	1
2 Normative references	1
3 Terms and definitions	1
4 Principle	2
5 Apparatus and test equipment	2
6 Test panels	3
7 Number of determinations	3
8 Procedure	3
8.1 Coating of the test panels	3
8.2 Blank test	4
8.3 Introduction of test substances	4
9 Evaluation	4
10 Additional tests	5
11 Marking of the test result	5
12 Precision	5
13 Test report	5
Bibliography	7
Foreword	iv
Introduction	v
1 Scope	1
2 Normative references	1
3 Terms and definitions	1
4 Principle	2
5 Apparatus and test equipment	2
6 Test panels	3
7 Number of determinations	3
8 Procedure	3
8.1 Coating of the test panels	3
8.2 Blank test	4
8.3 Introduction of test substances	4
9 Evaluation	4
10 Additional tests	5

11	Marking of the test result.....	5
12	Precision.....	5
13	Test report.....	5
	Bibliography.....	7

iTeh STANDARD PREVIEW
(standards.iteh.ai)

ISO/PRF 22553-15

<https://standards.iteh.ai/catalog/standards/sist/72d838c1-05e8-45ba-86b9-980204bf0684/iso-prf-22553-15>

~~Edited DIS -
MUST BE USED
FOR FINAL
DRAFT~~

Foreword

ISO (the International Organization for Standardization) is a worldwide federation of national standards bodies (ISO member bodies). The work of preparing International Standards is normally carried out through ISO technical committees. Each member body interested in a subject for which a technical committee has been established has the right to be represented on that committee. International organizations, governmental and non-governmental, in liaison with ISO, also take part in the work. ISO collaborates closely with the International Electrotechnical Commission (IEC) on all matters of electrotechnical standardization.

The procedures used to develop this document and those intended for its further maintenance are described in the ISO/IEC Directives, Part 1. In particular, the different approval criteria needed for the different types of ISO documents should be noted. This document was drafted in accordance with the editorial rules of the ISO/IEC Directives, Part 2 (see www.iso.org/directives).

Attention is drawn to the possibility that some of the elements of this document may be the subject of patent rights. ISO shall not be held responsible for identifying any or all such patent rights. Details of any patent rights identified during the development of the document will be in the Introduction and/or on the ISO list of patent declarations received (see www.iso.org/patents).

Any trade name used in this document is information given for the convenience of users and does not constitute an endorsement.

For an explanation of the voluntary nature of standards, the meaning of ISO specific terms and expressions related to conformity assessment, as well as information about ISO's adherence to the World Trade Organization (WTO) principles in the Technical Barriers to Trade (TBT), see www.iso.org/iso/foreword.html.

This document was prepared by Technical Committee ISO/TC 35, *Paints and varnishes*, Subcommittee SC 9, *General test methods for paints and varnishes*.

A list of all parts in the ISO 22553 series can be found on the ISO website.

Any feedback or questions on this document should be directed to the user's national standards body. A complete listing of these bodies can be found at www.iso.org/members.html.

~~Edited DIS -~~
~~MUST BE USED~~
~~FOR FINAL~~
~~DRAFT~~

Introduction

During the curing of the electro-deposition coating, residues from the rinsing process after electro-deposition coating (permeate residues) can lead to deteriorations such as colour changes and changes of the surface of the electro-deposition coat. The test method described in this document specifies a test method for estimating the influence of jetting liquids on a coating.

iTeh STANDARD PREVIEW
(standards.iteh.ai)

ISO/PRF 22553-15

<https://standards.iteh.ai/catalog/standards/sist/72d838c1-05e8-45ba-86b9-980204bf0684/iso-prf-22553-15>

~~Edited DIS -
MUST BE USED
FOR FINAL
DRAFT~~

Paints and varnishes — Electro-deposition coatings — Part 15: Permeate residues

1 Scope

This document specifies a test method for estimating the influence of jetting liquids from the rinsing process after electro-deposition coating (permeate residues) on a coating.

It applies to electro-deposition coatings for automotive industries and other general industrial applications, e.g. chiller units, consumer products, radiators, aerospace, agriculture.

2 Normative references

The following documents are referred to in the text in such a way that some or all of their content constitutes requirements of this document. For dated references, only the edition cited applies. For undated references, the latest edition of the referenced document (including any amendments) applies.

ISO 1514, *Paints and varnishes — Standard panels for testing*

ISO 1520, *Paints and varnishes — Cupping test*

ISO 4618, *Paints and varnishes — Terms and definitions*

ISO 4628-1:2016, *Paints and varnishes — Evaluation of degradation of coatings — Designation of quantity and size of defects, and of intensity of uniform changes in appearance — Part 1: General introduction and designation system*

ISO 13076, *Paints and varnishes — Lighting and procedure for visual assessments of coatings*

ISO 22553-1, *Paints and varnishes — Electro-deposition coatings — Part 1: Vocabulary*

ISO 23321, *Solvents for paints and varnishes — Demineralized water for industrial applications — Specification and test methods*

3 Terms and definitions

For the purposes of this document, the terms and definitions given in ISO 4618, ISO 22553-1 and the following apply.

ISO and IEC maintain terminology databases for use in standardization at the following addresses:

- ISO Online browsing platform: available at <https://www.iso.org/obp>
- IEC Electropedia: available at <https://www.electropedia.org/>

3.1
permeate
fluids passing through the membrane in membrane filtering processes

[SOURCE: EN 12255-14:2003, 3.11]

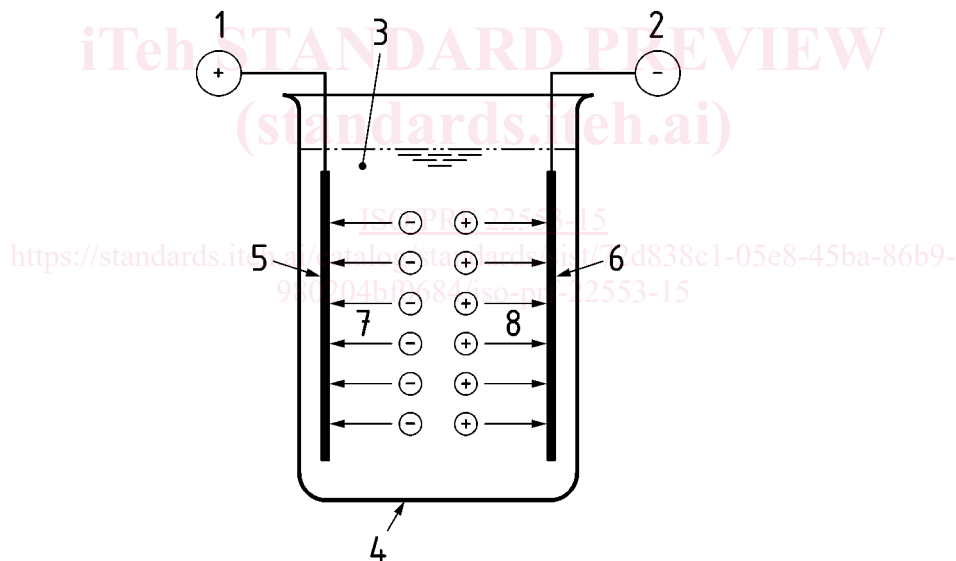
4 Principle

A phosphate panel is provided with indentations. This panel is coated with the electro-deposition coating material. The materials under test are introduced into the indentations. Then the coat is stoved. The stoved e-coat is examined visually. If agreed, a corrosion test can be performed after the visual examination.

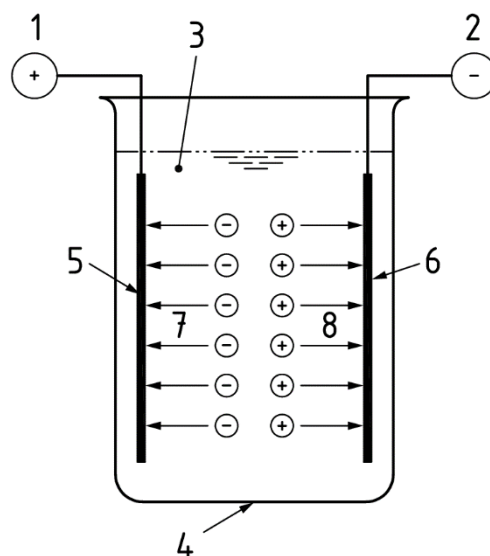
5 Apparatus and test equipment

Ordinary laboratory apparatus together with the following.

5.1 **Laboratory deposition system**, consisting of a deposition tank with tank circulation system and DC voltage equipment. See Figure 1 for an example.



~~Edited DIS -~~
~~MUST BE USED~~
~~FOR FINAL~~
~~DRAFT~~

**Key**

1	anode	5	anode (counter electrode for cathodic e-coat)
2	cathode	6	cathode (test panel for cathodic e-coat)
3 and 8	electro-deposition coating material	7	acid
4	deposition tank		

Figure 1 — Schematic diagram of a laboratory deposition system cathodic electro-deposition coating material (cathodic e-coat)

The tank circulation system consists of a stirring machine, or a magnet stirrer or a pump.

The deposition conditions are adjusted according to the specifications.

5.2 Apparatus for introducing the indentations, in accordance with ISO 1520.

5.3 Pipette for introducing 0,1 ml of the test substance.

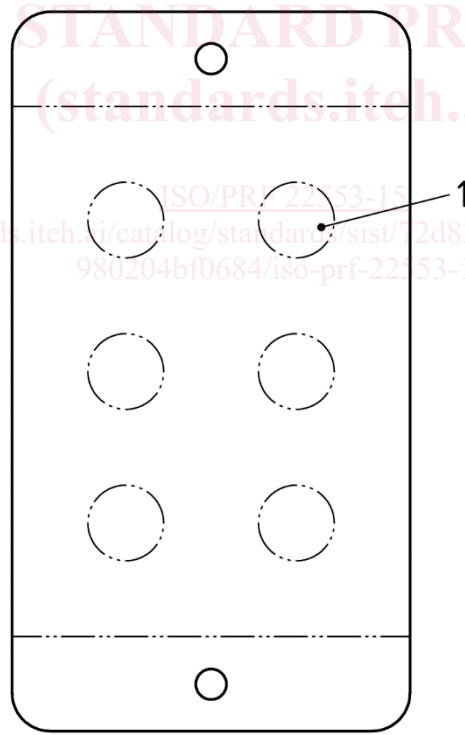
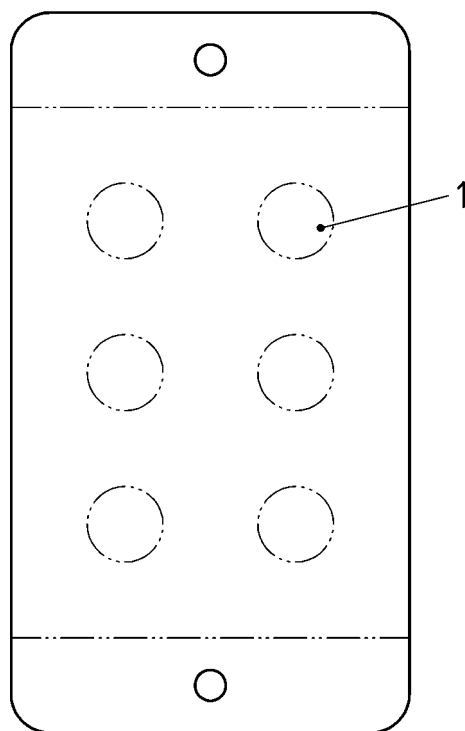
5.4 Thermometer, with a reading accuracy of 0,1 °C.

5.5 Oven, in which the test can be carried out reliably and in which the specified or agreed test temperature can be held to within ± 2 °C (for temperatures up to 150 °C) or $\pm 3,5$ °C (for temperatures between 150 °C and 200 °C).

6 Test panels

Use electrically conductive test panels with pre-treatment as specified in ISO 1514 with dimensions of about 190 mm × 105 mm × 0,75 mm.

The test panel shall have six indentations. The indentations shall be large enough for taking the test substances. A depth of 2,5 mm has been proven suitable in practice. An example of a test panel is shown in Figure 2.



Key
1 indentation

Figure 2 — Example of a test panel showing the position of the indentations

~~Edited DIS -~~
~~MUST BE USED~~
~~FOR FINAL~~
~~DRAFT~~