



**International
Standard**

ISO 11334-4

**Assistive products for walking,
manipulated by one arm —
Requirements and test methods —**

**Part 4:
Walking sticks with three or
more legs**

*Produits d'assistance à la marche manipulés avec un bras —
Exigences et méthodes d'essai —*

Partie 4: Cannes à trois pieds ou plus

**Second edition
2024-10**

iTeh Standards
(<https://standards.itih.ai>)
Document Preview

[ISO 11334-4:2024](https://standards.itih.ai/catalog/standards/iso/a8c366d1-9616-446d-9333-a9406e62261a/iso-11334-4-2024)

<https://standards.itih.ai/catalog/standards/iso/a8c366d1-9616-446d-9333-a9406e62261a/iso-11334-4-2024>

iTeh Standards
(<https://standards.iteh.ai>)
Document Preview

[ISO 11334-4:2024](https://standards.iteh.ai/catalog/standards/iso/a8c366d1-9616-446d-9333-a9406e62261a/iso-11334-4-2024)

<https://standards.iteh.ai/catalog/standards/iso/a8c366d1-9616-446d-9333-a9406e62261a/iso-11334-4-2024>



COPYRIGHT PROTECTED DOCUMENT

© ISO 2024

All rights reserved. Unless otherwise specified, or required in the context of its implementation, no part of this publication may be reproduced or utilized otherwise in any form or by any means, electronic or mechanical, including photocopying, or posting on the internet or an intranet, without prior written permission. Permission can be requested from either ISO at the address below or ISO's member body in the country of the requester.

ISO copyright office
CP 401 • Ch. de Blandonnet 8
CH-1214 Vernier, Geneva
Phone: +41 22 749 01 11
Email: copyright@iso.org
Website: www.iso.org

Published in Switzerland

Contents

	Page
Foreword	v
Introduction	vi
1 Scope	1
2 Normative references	1
3 Terms and definitions	1
4 Apparatus	5
5 Test conditions	6
6 General requirements and test methods	7
6.1 Risk analysis.....	7
6.2 Maximum user mass/load limits.....	7
6.3 Structural requirements.....	7
6.3.1 Handgrip.....	7
6.3.2 Adjustment mechanisms and locking devices.....	7
6.3.3 Leg section and tips.....	7
6.3.4 Leg height from the ground of the walking stick for outside use.....	7
6.3.5 Shaft distance from the user.....	8
7 Materials	8
7.1 General.....	8
7.2 Biocompatibility and toxicity.....	8
7.3 Infection and microbiological contamination.....	9
7.3.1 General.....	9
7.3.2 Cleaning and disinfection.....	9
7.4 Resistance to corrosion.....	9
8 Temperatures of parts that come in contact with human skin	9
9 Prevention of traps for parts of the human body	9
9.1 Holes and clearances.....	9
9.2 V-shape openings.....	10
10 Surfaces, corners and edges	10
11 Static stability	10
11.1 Requirements for static stability.....	10
11.1.1 Inward direction static stability.....	10
11.1.2 Outward direction, forward direction and backward direction static stability.....	10
11.2 Test methods for static stability.....	10
11.2.1 Inward direction static stability test.....	10
11.2.2 Outward direction, forward direction and backward direction static stability test.....	10
12 Static strength	12
12.1 Static strength of walking sticks.....	12
12.1.1 Requirements for static strength of walking sticks.....	12
12.1.2 Test method for static strength of walking sticks.....	12
12.1.3 Alternative test method for static strength of walking sticks.....	12
12.2 Static strength for the legs and separation part.....	13
12.2.1 Requirements for static strength of the legs and separation part.....	13
12.2.2 Test methods for static strength of the legs and separation part.....	13
13 Durability	14
13.1 Requirements for durability.....	14
13.2 Test method for durability.....	14
13.3 Alternative test method for durability.....	15
14 Information supplied by the manufacturer	15

ISO 11334-4:2024(en)

14.1	General.....	15
14.2	Information marked on the product.....	15
14.3	Instructions for use.....	16
14.4	Test report.....	16
Bibliography.....		18

iTeh Standards (<https://standards.iteh.ai>) Document Preview

[ISO 11334-4:2024](https://standards.iteh.ai/catalog/standards/iso/a8c366d1-9616-446d-9333-a9406e62261a/iso-11334-4-2024)

<https://standards.iteh.ai/catalog/standards/iso/a8c366d1-9616-446d-9333-a9406e62261a/iso-11334-4-2024>

Foreword

ISO (the International Organization for Standardization) is a worldwide federation of national standards bodies (ISO member bodies). The work of preparing International Standards is normally carried out through ISO technical committees. Each member body interested in a subject for which a technical committee has been established has the right to be represented on that committee. International organizations, governmental and non-governmental, in liaison with ISO, also take part in the work. ISO collaborates closely with the International Electrotechnical Commission (IEC) on all matters of electrotechnical standardization.

The procedures used to develop this document and those intended for its further maintenance are described in the ISO/IEC Directives, Part 1. In particular, the different approval criteria needed for the different types of ISO document should be noted. This document was drafted in accordance with the editorial rules of the ISO/IEC Directives, Part 2 (see www.iso.org/directives).

ISO draws attention to the possibility that the implementation of this document may involve the use of (a) patent(s). ISO takes no position concerning the evidence, validity or applicability of any claimed patent rights in respect thereof. As of the date of publication of this document, ISO had not received notice of (a) patent(s) which may be required to implement this document. However, implementers are cautioned that this may not represent the latest information, which may be obtained from the patent database available at www.iso.org/patents. ISO shall not be held responsible for identifying any or all such patent rights.

Any trade name used in this document is information given for the convenience of users and does not constitute an endorsement.

For an explanation of the voluntary nature of standards, the meaning of ISO specific terms and expressions related to conformity assessment, as well as information about ISO's adherence to the World Trade Organization (WTO) principles in the Technical Barriers to Trade (TBT), see www.iso.org/iso/foreword.html.

This document was prepared by Technical Committee ISO/TC 173, *Assistive products*, in collaboration with the European Committee for Standardization (CEN) Technical Committee CEN/TC 293, *Assistive products and accessibility*, in accordance with the Agreement on technical cooperation between ISO and CEN (Vienna Agreement).

This second edition cancels and replaces the first edition (ISO 11334-4:1999), which has been technically revised.

The main changes are as follows:

- the minimum requirements for stability have been removed and are replaced by requirements on disclosure of the stability performance level for the specified direction;
- the static strength test for the legs and separation part was added;
- [Clause 6](#) on general requirements for assistive products for walking was added.

A list of all parts in the ISO 11334 series can be found on the ISO website.

Any feedback or questions on this document should be directed to the user's national standards body. A complete listing of these bodies can be found at www.iso.org/members.html.

Introduction

A walking stick with three or more legs can be used when a person needs assistance for walking. It provides more stability when walking and standing compared with other types of sticks and canes manipulated by one arm and can thus reduce the risk of falling.

iTeh Standards
(<https://standards.iteh.ai>)
Document Preview

[ISO 11334-4:2024](https://standards.iteh.ai/catalog/standards/iso/a8c366d1-9616-446d-9333-a9406e62261a/iso-11334-4-2024)

<https://standards.iteh.ai/catalog/standards/iso/a8c366d1-9616-446d-9333-a9406e62261a/iso-11334-4-2024>

Assistive products for walking, manipulated by one arm — Requirements and test methods —

Part 4: Walking sticks with three or more legs

1 Scope

This document specifies requirements and test methods of walking sticks with three or more legs used as assistive products for walking, manipulated by one arm, without accessories, unless specified in the particular test procedure. This document also gives requirements related to safety, ergonomics, performance and information supplied by the manufacturer, including marking and labelling.

The requirements and tests are based on every-day use of walking sticks with three or more legs as assistive products for walking for a maximum user mass as specified by the manufacturer. This document is for walking sticks with three or more legs specified for a user mass of no less than 35 kg.

This document is not applicable to walking sticks with three or more legs with underarm or forearm support or with moving parts such as a universal joint.

2 Normative references

The following documents are referred to in the text in such a way that some or all of their content constitutes requirements of this document. For dated references, only the edition cited applies. For undated references, the latest edition of the referenced document (including any amendments) applies.

ISO 7000, *Graphical symbols for use on equipment — Registered symbols*

ISO 10993-1, *Biological evaluation of medical devices — Part 1: Evaluation and testing within a risk management process*

ISO 10993-5, *Biological evaluation of medical devices — Part 5: Tests for in vitro cytotoxicity*

ISO 14971, *Medical devices — Application of risk management to medical devices*

ISO 15223-1, *Medical devices — Symbols to be used with information to be supplied by the manufacturer — Part 1: General requirements*

ISO 20417, *Medical devices — Information to be supplied by the manufacturer*

ISO 24415-1, *Tips for assistive products for walking — Requirements and test methods — Part 1: Friction of tips*

3 Terms and definitions

For the purposes of this document, the following terms and definitions apply.

ISO and IEC maintain terminology databases for use in standardization at the following addresses:

- ISO Online browsing platform: available at <https://www.iso.org/obp>
- IEC Electropedia: available at <https://www.electropedia.org/>

3.1

anatomic handgrip

handgrip (3.2) that is shaped in a way to match the shape of the hand

Note 1 to entry: Anatomic handgrips exist in right-hand and left-hand types.

3.2

handgrip

part of the walking stick which is normally held in the hand when the walking stick is in use

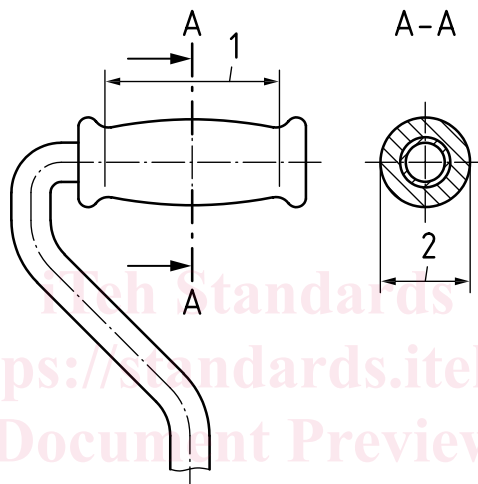
3.3

handgrip length

dimension of the *handgrip* (3.2) measured longitudinally where the hand rests

Note 1 to entry: See [Figure 1](#), key 1.

Note 2 to entry: Where the front end or the rear end of the handgrip is not clear, the full length of the handgrip that can support the weight of the user is defined as the handgrip length.



Key

- 1 handgrip length
- 2 handgrip width

Figure 1 — Detail of handle and handgrip

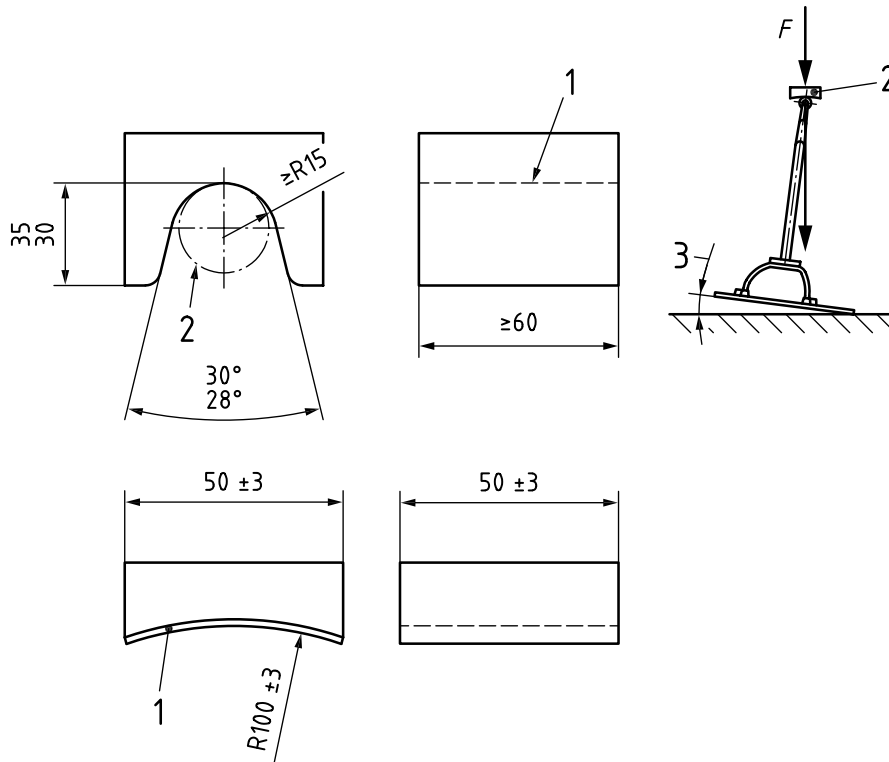
3.4

handgrip loading pad

device capable of applying the test force to the *handgrip* (3.2)

Note 1 to entry: See [Figure 2](#), key 2.

Note 2 to entry: For some anatomically shaped handgrips, it can be necessary to design a custom loading pad.



Key

- F force
- 1 loading surface

- 2 handgrip loading pad
- 3 tilt angle

Figure 2 — Handgrip loading pad

3.5 handgrip reference point

crossing point of vertical line through centre of shaft (3.11) and handgrip (3.2)

3.6 handgrip width

dimension of the handgrip (3.2) measured length cross-sectionally to longitudinal direction where the hand rests

Note 1 to entry: See [Figure 1](#), key 2.

3.7 handle

part of walking stick to which the handgrip (3.2) is attached

Note 1 to entry: On most devices, the handgrip and the handle are part of the same piece.

3.8 leg

frame or rod separated from the shaft (3.11), which contacts the ground

3.9 locking device

part of a walking stick that provides locking of the height and/or other adjustment mechanisms

Note 1 to entry: See [Figure 4](#), key 7.

**3.10
separation part**

part of a *shaft* (3.11) to which separated *legs* (3.8) are attached

Note 1 to entry: See [Figure 9](#), key 1.

**3.11
shaft**

prop section of the walking stick

Note 1 to entry: In most types of walking sticks, the shaft is made of two telescopic tubes used for height adjustment.

**3.12
tip**

part of a walking stick *leg(s)* (3.8) which contacts the ground

Note 1 to entry: see [Figure 4](#), key 10.

**3.13
maximum user mass**

greatest permissible mass of the person using the product

Note 1 to entry: It is measured in kilograms (kg).

[SOURCE: ISO 21856:2022, 3.16.1]

**3.14
walking-stick height**

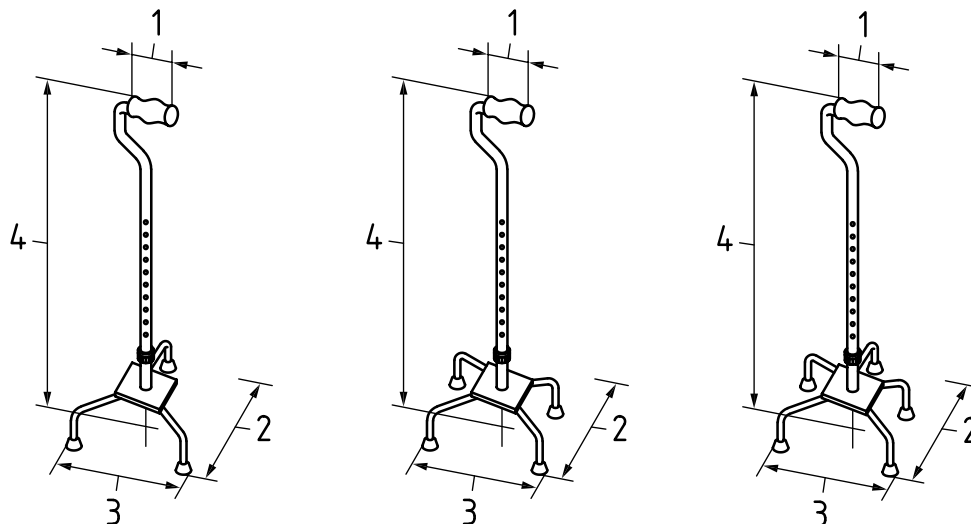
vertical distance from the highest point on the *handgrip* (3.2) to the ground where the *tips* (3.12) of the walking stick rest

Note 1 to entry: See [Figure 3](#), key 4.

**3.15
walking-stick depth**

maximum outside dimension of a walking stick measured horizontally in the direction of movement

Note 1 to entry: See [Figure 3](#), key 3.



Key

- | | | | |
|---|---------------------|---|----------------------|
| 1 | handgrip length | 3 | walking-stick depth |
| 2 | walking-stick width | 4 | walking-stick height |

Figure 3 — Measurements of a walking sticks with three or more legs