

ISO/TC 45/SC 2

Secretariat: JISC

Voting begins on:  
**2021-04-01**

Voting terminates on:  
**2021-06-24**

---

---

## Raw rubber or unvulcanized compounds — Determination of green strength

*Caoutchouc brut ou mélanges de caoutchoucs non vulcanisés —  
Détermination de la cohésion à cru*

**iTeh STANDARD PREVIEW**  
**(standards.iteh.ai)**

ISO/FDIS 9026

<https://standards.iteh.ai/catalog/standards/sist/ecbde43d-c758-4605-94a1-55b81d04a27d/iso-fdis-9026>

RECIPIENTS OF THIS DRAFT ARE INVITED TO SUBMIT, WITH THEIR COMMENTS, NOTIFICATION OF ANY RELEVANT PATENT RIGHTS OF WHICH THEY ARE AWARE AND TO PROVIDE SUPPORTING DOCUMENTATION.

IN ADDITION TO THEIR EVALUATION AS BEING ACCEPTABLE FOR INDUSTRIAL, TECHNOLOGICAL, COMMERCIAL AND USER PURPOSES, DRAFT INTERNATIONAL STANDARDS MAY ON OCCASION HAVE TO BE CONSIDERED IN THE LIGHT OF THEIR POTENTIAL TO BECOME STANDARDS TO WHICH REFERENCE MAY BE MADE IN NATIONAL REGULATIONS.



---

---

Reference number  
ISO/FDIS 9026:2021(E)

© ISO 2021

## iTeh STANDARD PREVIEW (standards.iteh.ai)

ISO/FDIS 9026

<https://standards.iteh.ai/catalog/standards/sist/ecbde43d-c758-4605-94a1-55b81d04a27d/iso-fdis-9026>



### **COPYRIGHT PROTECTED DOCUMENT**

© ISO 2021

All rights reserved. Unless otherwise specified, or required in the context of its implementation, no part of this publication may be reproduced or utilized otherwise in any form or by any means, electronic or mechanical, including photocopying, or posting on the internet or an intranet, without prior written permission. Permission can be requested from either ISO at the address below or ISO's member body in the country of the requester.

ISO copyright office  
CP 401 • Ch. de Blandonnet 8  
CH-1214 Vernier, Geneva  
Phone: +41 22 749 01 11  
Email: [copyright@iso.org](mailto:copyright@iso.org)  
Website: [www.iso.org](http://www.iso.org)

Published in Switzerland

# Contents

Page

<b>Foreword</b> .....	<b>iv</b>
<b>Introduction</b> .....	<b>v</b>
<b>1 Scope</b> .....	<b>1</b>
<b>2 Normative references</b> .....	<b>1</b>
<b>3 Terms and definitions</b> .....	<b>1</b>
<b>4 Principle</b> .....	<b>2</b>
<b>5 Apparatus</b> .....	<b>2</b>
<b>6 Test piece</b> .....	<b>5</b>
6.1 Dimensions.....	5
6.2 Preparation.....	5
6.2.1 General.....	5
6.2.2 Preparation of moulded test pieces.....	5
6.2.3 Preparation of test pieces from calendered sheet.....	6
6.3 Number of test pieces.....	6
6.4 Measurement.....	6
<b>7 Conditioning</b> .....	<b>6</b>
<b>8 Temperature of test</b> .....	<b>6</b>
<b>9 Procedure</b> .....	<b>6</b>
<b>10 Expression of results</b> .....	<b>7</b>
<b>11 Test report</b> .....	<b>7</b>

ISO/FDIS 9026

<https://standards.iteh.ai/catalog/standards/sist/ecbde43d-c758-4605-94a1-55b81d04a27d/iso-fdis-9026>

## Foreword

ISO (the International Organization for Standardization) is a worldwide federation of national standards bodies (ISO member bodies). The work of preparing International Standards is normally carried out through ISO technical committees. Each member body interested in a subject for which a technical committee has been established has the right to be represented on that committee. International organizations, governmental and non-governmental, in liaison with ISO, also take part in the work. ISO collaborates closely with the International Electrotechnical Commission (IEC) on all matters of electrotechnical standardization.

The procedures used to develop this document and those intended for its further maintenance are described in the ISO/IEC Directives, Part 1. In particular, the different approval criteria needed for the different types of ISO documents should be noted. This document was drafted in accordance with the editorial rules of the ISO/IEC Directives, Part 2 (see [www.iso.org/directives](http://www.iso.org/directives)).

Attention is drawn to the possibility that some of the elements of this document may be the subject of patent rights. ISO shall not be held responsible for identifying any or all such patent rights. Details of any patent rights identified during the development of the document will be in the Introduction and/or on the ISO list of patent declarations received (see [www.iso.org/patents](http://www.iso.org/patents)).

Any trade name used in this document is information given for the convenience of users and does not constitute an endorsement.

For an explanation of the voluntary nature of standards, the meaning of ISO specific terms and expressions related to conformity assessment, as well as information about ISO's adherence to the World Trade Organization (WTO) principles in the Technical Barriers to Trade (TBT), see [www.iso.org/iso/foreword.html](http://www.iso.org/iso/foreword.html).

This document was prepared by Technical Committee ISO/TC 45, *Rubber and rubber products*, Subcommittee SC 2, *Testing and analysis*.

This third edition cancels and replaces the second edition (ISO 9026:2007), of which it constitutes a minor revision. The changes compared to the previous edition are as follows:

— the Normative references in [Clause 2](#) have been updated.

Any feedback or questions on this document should be directed to the user's national standards body. A complete listing of these bodies can be found at [www.iso.org/members.html](http://www.iso.org/members.html).

## Introduction

The stress-strain properties of unvulcanized rubber (either a prepared mix or in the raw state) are important to certain processing operations in the rubber industry. These unvulcanized-rubber properties are frequently referred to as “green strength”, denoting that the final vulcanization cycle has not yet been achieved. The word “green” is thus a synonym for uncured or unvulcanized.

Green strength is determined primarily by the physical and chemical characteristics of polymers, such as molecular mass, tendency to crystallize, degree of branching, etc. It is also related to the compound formulation, particularly filler and plasticizer content and the presence of peptizers. It is a particularly important characteristic for all processing operations in which elongation predominates, for example elongation caused by the expansion of the green tyre during the building operation.

Green strength is dependent on the test piece preparation (thermal, mechanical), rate of extension and test temperature. Therefore, a single-point method cannot be expected to give correlation between green strength and processing behaviour over the whole range of processing conditions.

## iTeh STANDARD PREVIEW (standards.iteh.ai)

ISO/FDIS 9026

<https://standards.iteh.ai/catalog/standards/sist/ecbde43d-c758-4605-94a1-55b81d04a27d/iso-fdis-9026>

## **iTeh STANDARD PREVIEW** **(standards.iteh.ai)**

ISO/FDIS 9026

<https://standards.iteh.ai/catalog/standards/sist/ecbde43d-c758-4605-94a1-55b81d04a27d/iso-fdis-9026>

# Raw rubber or unvulcanized compounds — Determination of green strength

**WARNING 1** — Persons using this document should be familiar with normal laboratory practice. This document does not purport to address all of the safety problems, if any, associated with its use. It is the responsibility of the user to establish appropriate safety and health practices and to determine the applicability of any other restrictions.

**WARNING 2** — Certain procedures specified in this document might involve the use or generation of substances, or the generation of waste, that could constitute a local environmental hazard. Reference should be made to appropriate documentation on safe handling and disposal after use.

## 1 Scope

This document specifies a method for the determination of the green strength of raw rubber or unvulcanized rubber compounds using a tensile stress-strain test, the test pieces being prepared following standard test conditions or cut from calendered sheets.

## 2 Normative references

The following documents are referred to in the text in such a way that some or all of their content constitutes requirements of this document. For dated references, only the edition cited applies. For undated references, the latest edition of the referenced document (including any amendments) applies.

ISO 37, *Rubber, vulcanized or thermoplastic — Determination of tensile stress-strain properties*

ISO 1795, *Rubber, raw natural and raw synthetic — Sampling and further preparative procedures*

ISO 2393, *Rubber test mixes — Preparation, mixing and vulcanization — Equipment and procedures*

ISO 5893:2019, *Rubber and plastics test equipment — Tensile, flexural and compression types (constant rate of traverse) — Specification*

ISO 23529:2016, *Rubber — General procedures for preparing and conditioning test pieces for physical test methods*

## 3 Terms and definitions

For the purposes of this document, the following terms and definitions apply.

ISO and IEC maintain terminological databases for use in standardization at the following addresses:

- ISO Online browsing platform: available at <https://www.iso.org/obp>
- IEC Electropedia: available at <http://www.electropedia.org/>

### 3.1

#### green strength

resistance of raw or unvulcanized compounded rubber to tensile deformation or fracture and thereby a measure of the ability of a rubber or rubber compound to resist tensile distortion during processing and in fabrication, e.g. tyre-building operations

Note 1 to entry: Several types of curve can be obtained, depending on the nature of polymer (see [Figure 1](#)). Usually, the green strength is expressed in terms of the yield stress or maximum stress.

## 4 Principle

The tensile stress-strain characteristics of a dumbbell or other recommended test piece of raw or unvulcanized compounded rubber are determined on a tensile-testing machine capable of maintaining a substantially constant rate of separation of the jaws.

## 5 Apparatus

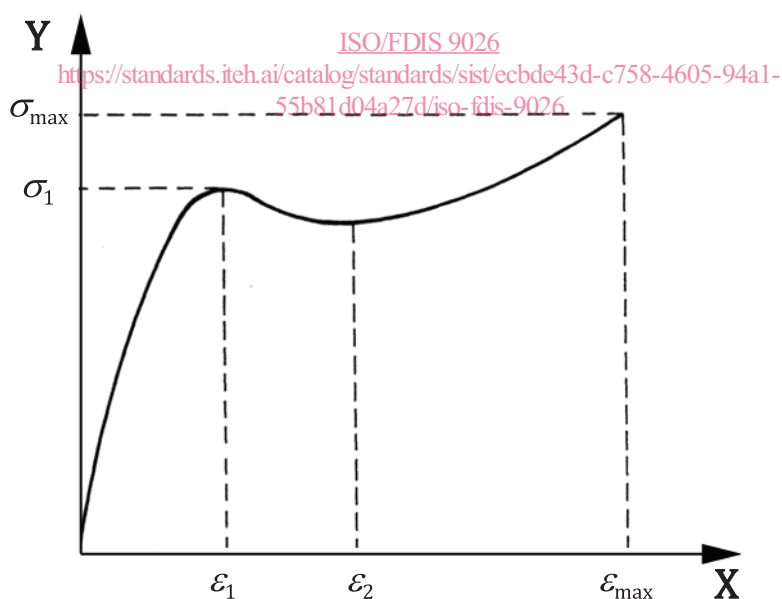
**5.1 Tensile-testing machine**, complying with the requirements of ISO 5893:2019, class 2. It shall be capable of maintaining a constant rate of separation of the jaws at the preferred value of 100 mm/min. Other values can be used for special purposes. It shall have means of measuring the force on the test piece and the increase in the distance between the gauge marks on the dumbbell. It shall be capable of recording the force/elongation curve obtained during the test.

If an automatic extensometer is used, it shall be one of the non-contacting type.

**5.2 Mould**, which meets the requirements of ISO 2393. If the test piece with beaded ends (see 6.1) is required, a special grooved mould, capable of producing a sheet 2 mm in thickness and 50 mm in length with a bead at both ends, as shown in Figure 2, shall be used.

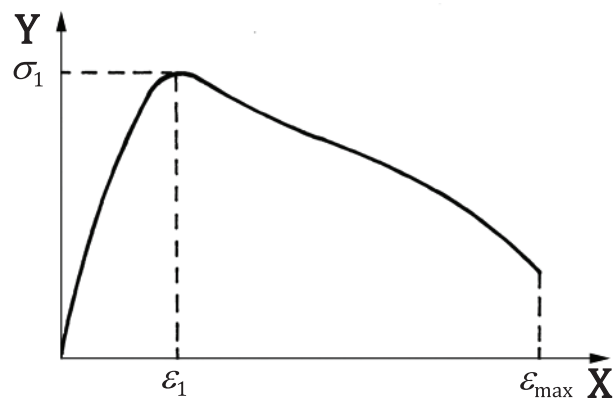
**5.3 Curing press**, large enough to take the mould, meeting the requirements of ISO 2393.

**5.4 Fixture**, for holding the test piece in the test machine. For the test piece with beaded ends, the fixture shall possess a suitable slot for gripping the test piece without any damage or slippage (see Figure 3).

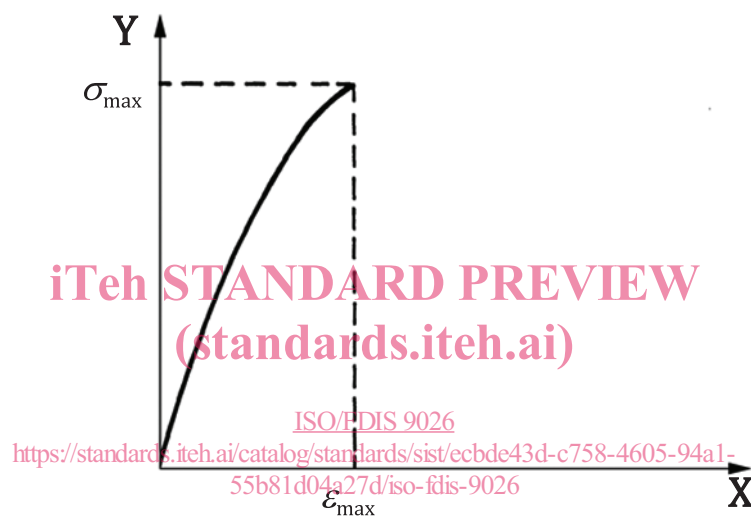


a) Type 1





b) Type 2

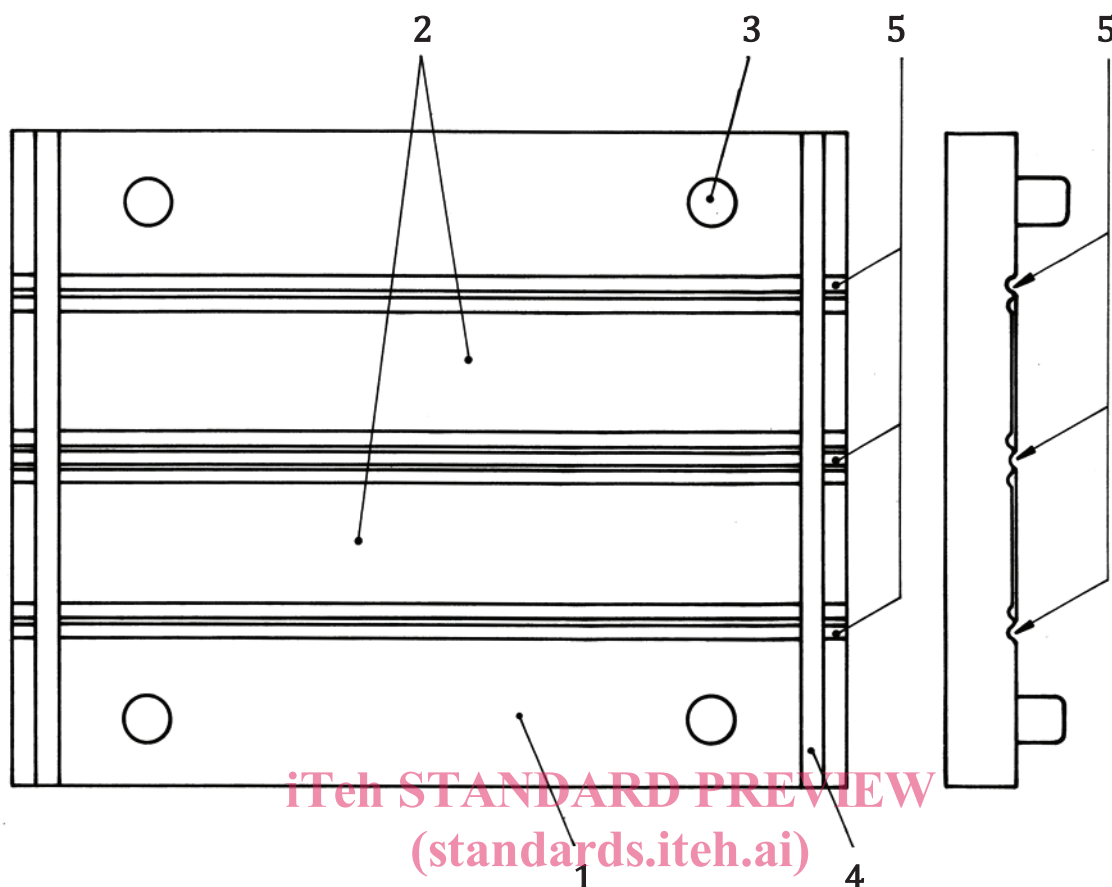


c) Type 3

**Key**

X	strain	$\varepsilon_1, \varepsilon_2$	yield elongation	$\varepsilon_{\max}$	max. elongation
Y	stress	$\sigma_1$	yield stress	$\sigma_{\max}$	max. stress

**Figure 1 — Typical tensile stress-strain curves**



Key

- 1 half mould (top view)
- 2 two cavities
- 3 adjusting bolt
- 4 stop
- 5 outflow grooves

ISO/FDIS 9026  
<https://standards.iteh.ai/catalog/standards/sist/ecbde43d-c758-4605-94a1-55b81d04a27d/iso-fdis-9026>

Figure 2 — Mould for test piece with beaded ends

Dimensions in millimetres




Figure 3 — Fixture with slot