



Designation: **D3939/D3939M—11** **D3939/D3939M – 13**

Standard Test Method for Snagging Resistance of Fabrics (Mace)¹

This standard is issued under the fixed designation D3939/D3939M; the number immediately following the designation indicates the year of original adoption or, in the case of revision, the year of last revision. A number in parentheses indicates the year of last reappraisal. A superscript epsilon (ϵ) indicates an editorial change since the last revision or reappraisal.

1. Scope

1.1 This test method determines the snagging resistance of a fabric.

1.2 Studies of fabric snagging have shown that this test method is suitable for a range of woven and knitted fabrics made from textured or untextured filament yarns or spun yarns or combinations of these yarns.^{2,3} This test method is not suitable for (1) open construction fabrics (such as a net) because the points on the mace will snag the felt pad rather than the specimen, (2) very heavy or very stiff fabrics that cannot be made to fit tightly on the drum and felt pad, and (3) tufted or nonwoven fabrics because the apparatus is designed for woven and knitted fabrics.

1.3 If after using this test method it is found to be too severe for your fabrics, an alternative method can be used, such as BS 8479 Textiles: Method for Determination of the Propensity of Fabrics to Snagging and Related Surface Defects - Rotating Chamber Method.

1.4 The values stated in either SI units or in other units shall be regarded separately as the standard. The values stated in each system may not be exact equivalents; therefore, each system must be used independently of the other, without combining values in any way. In case of referee decisions, the SI units will prevail.

1.5 *This standard does not purport to address all of the safety concerns, if any, associated with its use. It is the responsibility of the user of this standard to establish appropriate safety and health practices and determine the applicability of regulatory limitations prior to use.* Specific precautionary statements are given in Section 7.

2. Referenced Documents

2.1 *ASTM Standards:*⁴

[D123 Terminology Relating to Textiles](#)

[D1335 Test Method for Tuft Bind of Pile Yarn Floor Coverings](#)

[D1776 Practice for Conditioning and Testing Textiles](#) [D3939/D3939M-13](#)

[D2724 Test Methods for Bonded, Fused, and Laminated Apparel Fabrics](#) -a90e-8cf3a52f4d23/astm-d3939-d3939m-13

[D3136 Terminology Relating to Care Labeling for Apparel, Textile, Home Furnishing, and Leather Products](#)

[D4467 Practice for Interlaboratory Testing of a Textile Test Method That Produces Non-Normally Distributed Data \(Withdrawn 2010\)](#)⁵

[D4850 Terminology Relating to Fabrics and Fabric Test Methods](#)

[D5362 Test Method for Snagging Resistance of Fabrics \(Bean Bag\)](#)

2.2 *AATCC Standards:*⁶

[65 Test Method for Snag Resistance of Women's Nylon Hosiery \(see Note 1\)](#)

[135 Test Method for Dimensional Changes in Automatic Home Laundering of Woven and Knit Fabrics](#)

NOTE 1—In 1988, the AATCC voted to withdraw this test method from its technical manual; however, the ASTM task group on fabric snagging decided it should be listed as an alternative for testing open construction fabrics.

¹ This test method is under the jurisdiction of ASTM Committee D13 on Textiles and is the direct responsibility of Subcommittee D13.59 on Fabric Test Methods, General. Current edition approved March 1, 2011; January 1, 2013. Published March 2011; January 2013. Originally approved in 1980. Last previous edition approved in 2011 as [D3939—10](#); [D3939—11](#). DOI: [10.1520/D3939-11](#); [10.1520/D3939-13](#).

² Finnigan, J.A., "Laboratory Prediction of the Tendency of a Fabric to Snag During Wear," *Textile Institute and Industry*, Vol 10, No. 6, 1972, pp. 164–167.

³ Leung, P., and Hershkowitz, R., "Snag- and Fuzz-Resistant Double Knits via Fabric Construction," *Textile Research Journal*, Vol 45, No. 2, 1975, pp. 93–102.

⁴ For referenced ASTM standards, visit the ASTM website, [www.astm.org](#), or contact ASTM Customer Service at [service@astm.org](#). For *Annual Book of ASTM Standards* volume information, refer to the standard's Document Summary page on the ASTM website.

⁵ The last approved version of this historical standard is referenced on [www.astm.org](#).

⁶ Available from American Association of Textile Chemists and Colorists (AATCC), P.O. Box 12215, Research Triangle Park, NC 27709, [http://www.aatcc.org](#)



3. Terminology

3.1 For definitions of textile terms used in this test method: (color contrast, in textiles; distortion, in fabrics; protrusion, in fabrics; snag, in fabrics; snagging resistance, in fabrics), refer to Terminology [D4850](#).

3.2 For definitions of other textile terms used in this test method, refer to Terminology [D123](#).

4. Summary of Test Method

4.1 A tubular specimen is placed on a cylindrical drum. Then a mace (spiked ball) bounces randomly against the rotating specimen. Snags are produced to a degree affected by a variety of factors. The degree of fabric snagging is then evaluated by comparison of the tested specimens with visual standards that may be either fabrics or photographs of fabrics. The observed resistance to snagging is reported on a scale ranging from 5 (no or insignificant snagging) to 1 (very severe snagging).

5. Significance and Use

5.1 This test method is not considered satisfactory for acceptance testing of commercial shipments of fabrics because the between-laboratory precision of the test method is poor (see [15.1](#)).

5.1.1 If there are differences of practical significance between reported test results for two laboratories (or more), comparative test should be performed to determine if there is a statistically significant difference between them, using competent statistical assistance. As a minimum, use the samples for such a comparative test that are as homogeneous as possible, drawn from the same lot of material as the samples that resulted in disparate results during initial testing and randomly assigned in equal numbers to each laboratory. The test results from the laboratories involved should be compared using a statistical test for unpaired data, at a probability level chosen prior to the testing series. If bias is found, either its cause must be found and corrected or future testing for that material must be adjusted in consideration of the statistically significant differences.

5.2 This test method may be used for quality control testing of fabrics during manufacturing and product comparisons of different fabrics by manufacturers, retailers, and users. This test method may also be used by researchers to examine the effect of new fibers, yarns, fabric constructions, and finishes on the snagging resistance of fabrics.

5.3 This test method may be used to test the snagging resistance of most apparel and home furnishings fabrics. However, a different test method may be needed for different types of fabrics and different end-uses (such as towels, pants, and upholstery) (see [5.3.1](#)).

5.3.1 Some fabrics that may not be suitable for this test method are described in [1.2](#). Many open construction fabrics can be tested for snagging resistance using AATCC Test Method 65. The snagging resistance of many pile floor coverings can be tested by Test Method [D1335](#). Test Method [D5362](#) (Bean Bag) may also be considered as an alternative for testing the snagging resistance of fabrics. This test method does not apply to the ABC Snag Tester.

5.4 Since fabric snagging can be affected by laundering or drycleaning, it may be advisable to test the snagging resistance of a fabric before and after laundering or drycleaning.

5.5 The snagging resistance of a specific fabric varies with individual wearers and general conditions of use. Therefore, it can be expected that garments of the same fabric will show a fairly wide snagging resistance spectrum after wear and much greater variation in wear than in replicate fabric specimens subjected to controlled laboratory tests. This factor should be considered when adopting levels of acceptability for any specification that includes snagging resistance.

5.6 Snags observed in worn garments vary appreciably in number and appearance. The appearance of a snag depends particularly on (1) the degree of color contrast between the snag and the surrounding area of the fabric or (2) the presence of long distortions or long protrusions. These conditions are not evaluated when snagging is rated solely on the number of snags. See Section [13](#) for a description of color contrast, distortion, and protrusion as used in this test method; and see Figs. 1 through 3 in Test Method [D5362](#) for pictures of fabric defects due to snagging. Because the overall acceptability of a specific fabric is dependent on both the characteristics of the snags and other factors affecting fabric appearance, it is recommended that fabrics tested in the laboratory be evaluated with regard to the defects that may be observed visually and not rated solely on the number of snags developed. A series of visual rating standards (see [6.2.4](#)) may be set up to provide a basis for the ratings. The visual rating standards are most advantageous when the tested laboratory specimens correlate closely in appearance with fabrics from a wear test, for example, when tested laboratory specimens and fabrics from a wear test show similar color contrasts. In the preceding example, a series of fabrics from the wear test would be a good choice for the fabric standards described in [6.2.4.2](#).

6. Apparatus and Materials

6.1 *ICI Mace Snag Tester* (see [Fig. 1](#)):

6.1.1 *Specimen Templates*, 205 by 330 mm [8 by 13 in.] for weft knit fabrics and 205 by 320 mm [8 by 12.5 in.] for woven fabrics and warp knit fabrics.

6.1.2 *Felt Sleeves*, wool or chief weight wool synthetic blend with thickness of 3.5 ± 0.5 mm and weight of 1400 ± 200 g/m².

6.1.3 *Gage*, for setting position of mace (calibration block).

6.1.4 *Rubber O-rings*.




FIG. 1 ICI Mace Tester

6.2 Sewing Machine, with a sewing needle that is appropriate for the fabric being tested for snagging resistance, or

6.2.1 Sharps Hand Sewing Needle.

6.2.2 Sewing Thread, cotton, Tex ticket 35 to 50, or equivalent polyester and cotton.

6.2.3 Standard Calibration Fabric, having an established snagging resistance rating that has been agreed upon by the purchaser and the supplier. (No standard calibration fabric has been specified by Subcommittee D13.59.)

6.2.4 Visual Rating Standards:

6.2.4.1 Photographic Standards—A series of photographs of tested specimens that show the degrees of snagging, such as the Imperial Chemical Industries (ICI) photographs;⁷ or

6.2.4.2 Fabric Standards—A series of tested specimens or fabrics from a wear test that show the degrees of snagging (see 5.6 and Note 2).

NOTE 2—Fabric standards should be stored and handled under conditions that will preserve their original form and appearance. Mount the fabric standards using white poster board or plastic or metal framing.

6.2.5 Apparatus for Fabric Evaluation, for illumination and simultaneous viewing of specimens and visual rating standards:

6.2.5.1 Apparatus for Fabric Evaluation, (see Fig. 2),⁷ having a light source of sufficient brightness to illuminate snags on the surface of a fabric.

6.2.5.2 ICI Viewing Cabinet, (see Fig. 3),⁷ having a light source of sufficient brightness to illuminate snags on the surface of a fabric.

6.3 Optional Equipment:

6.3.1 Steam Iron, weighted to 2.3 kg or 5 lb and an ironing board.

6.3.2 Tumble Dryer, as described in AATCC Test Method 135.

6.3.3 Washing Machine, as described in AATCC Test Method 135.

6.3.4 Detergent, Heavy Duty Granule, the 1993 AATCC Standard Reference Detergent as described in AATCC Test Method 135. When agreed upon by the purchaser and the supplier, a substitute detergent that does not include fabric softener or bleach may be used.

6.3.5 Equipment for Drycleaning Specimens, as described in Test Methods D2724.

7. Hazards

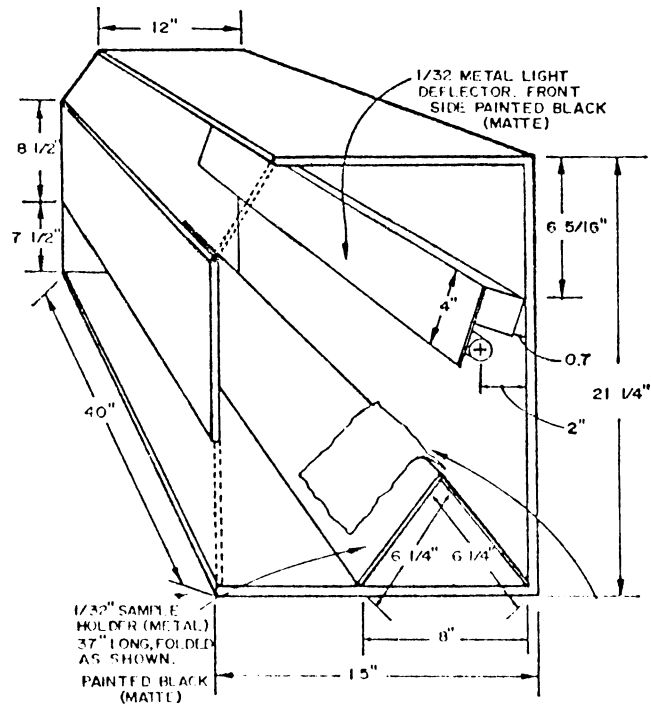
7.1 Locate the mace snag tester in a low-traffic area because of the danger from the exposed mace and rotating drum.

7.2 Check that all parts of the mace snag tester are secure and are in good working condition.

7.3 Wear protective gloves when examining the points on the mace snag tester or removing fibers and yarns from the mace points.

7.4 Observe the following safety precautions when operating the tester: (1) do not wear loose or dangling clothing that can get caught in the mace points or moving parts; (2) do not attempt to change a specimen while the drum is rotating; and (3) do not injure your hands on the sharp mace points when placing a specimen on the drum.

⁷ The sole source of supply of the apparatus known to the committee at this time is SDL Atlas LLC, 1813A Associates Lane, Charlotte, NC 28217. If you are aware of alternative suppliers, please provide this information to ASTM International Headquarters. Your comments will receive careful consideration at a meeting of the responsible technical committee. Apparatus is commercially available,¹ which you may attend.



Metric Equivalents			
in.	mm	in.	mm
1/32	1	8	203
0.7	18	8 1/2	215
2	50	12	305
4	100	15	380
6 1/4	159	21 1/4	540
6 5/16	160	37	940
7 1/2	190	40	1020

FIG. 2 Apparatus for Fabric Evaluation

<https://standards.itech.ai/catalog/standards/sist/4a1d768b-da78-4a3c-a90e-8cf3a52f4f23/astm-d3939-d3939m-13>




FIG. 3 ICI Viewing Cabinet

8. Sampling

8.1 *Lot Sample*—As a lot sample for acceptance testing, take at random the number of rolls of fabric directed in an applicable material specification or other agreement between the purchaser and the supplier. Consider rolls of fabric to be the primary sampling unit.