

ISO/~~DIS~~FDIS 7784-2:2022(E)

ISO TC 35/SC 9/WG 31

Date: 2022-03-03 10:11

**Paints and varnishes — Determination of resistance to abrasion — Part 2:  
Method with abrasive rubber wheels and rotating test specimen**

*Peintures et vernis — Détermination de la résistance à l'abrasion — Partie 2:  
Méthode utilisant des roues abrasives en caoutchouc et une éprouvette rotative*

**Style Definition:** Heading 1: Indent: Left: 0 pt, First line: 0 pt, Tab stops: Not at 21.6 pt

**Style Definition:** Heading 2: Font: Bold, Tab stops: Not at 18 pt

**Style Definition:** Heading 3: Font: Bold

**Style Definition:** Heading 4: Font: Bold

**Style Definition:** Heading 5: Font: Bold

**Style Definition:** Heading 6: Font: Bold

**Style Definition:** ANNEX

**Style Definition:** zzCopyright

**Style Definition:** AMEND Terms Heading: Font: Bold

**Style Definition:** AMEND Heading 1 Unnumbered: Font: Bold

**Formatted:** German (Germany)

**Formatted:** German (Germany)

iTeh STANDARD PREVIEW  
(standards.iteh.ai)

[ISO/FDIS 7784-2](https://standards.iteh.ai/catalog/standards/sist/e578fd47-ac5c-4491-8586-e78cb35c81b5/iso-fdis-7784-2)

<https://standards.iteh.ai/catalog/standards/sist/e578fd47-ac5c-4491-8586-e78cb35c81b5/iso-fdis-7784-2>

Edited DIS - MUST BE USED FOR FINAL DRAFT

© ISO 2022

All rights reserved. Unless otherwise specified, or required in the context of its implementation, no part of this publication may be reproduced or utilized otherwise in any form or by any means, electronic or mechanical, including photocopying, or posting on the internet or an intranet, without prior written permission. Permission can be requested from either ISO at the address below or ISO's member body in the country of the requester.

ISO ~~copyright office~~Copyright Office

**Formatted:** Indent: Left: 0 pt, Right: 0 pt, Space Before: 0 pt, No page break before, Adjust space between Latin and Asian text, Adjust space between Asian text and numbers

**Formatted:** Default Paragraph Font

**Formatted:** Default Paragraph Font

CP 401 • ~~Ch. de Blandonnet 8~~

CH-1214 Vernier, Geneva

Phone: +41 22 749 01 11

**Formatted:** Indent: Left: 0 pt, First line: 0 pt, Right: 0 pt, Adjust space between Latin and Asian text, Adjust space between Asian text and numbers

Email: [copyright@iso.org](mailto:copyright@iso.org)

Email: [copyright@iso.org](mailto:copyright@iso.org)

Website: [www.iso.org](http://www.iso.org)

Published in Switzerland

**Formatted:** English (United Kingdom)

**Formatted:** Indent: Left: 0 pt, First line: 0 pt, Right: 0 pt, Adjust space between Latin and Asian text, Adjust space between Asian text and numbers

**Formatted:** English (United Kingdom)

**Formatted:** English (United Kingdom)

ISO/FDIS 7784-2  
<https://standards.iteh.ai/catalog/standards/sist/e578fd47-ac5c-4491-8586-e78cb35c81b5/iso-fdis-7784-2>

**Contents**

**Foreword**.....iv

**Introduction**.....v

**1 Scope**.....1

**2 Normative references**.....1

**3 Terms and definitions**.....1

**4 Principle**.....2

**5 Apparatus and materials**.....2

**6 Test specimens**.....4

**6.1 Preparation of test specimens**.....4

**6.2 Film thickness**.....4

**6.3 Conditioning**.....4

**7 Procedure**.....4

**7.1 Agreements**.....4

**7.2 Preparation of the abrasive wheels**.....5

**7.3 Test conditions**.....5

**7.4 Number of determinations**.....5

**7.5 Test procedure**.....5

**8 Evaluation**.....5

**9 Precision**.....6

**10 Test report**.....6

**Bibliography**.....7

**Foreword**.....iv

**Introduction**.....v

**1 Scope**.....1

**2 Normative references**.....1

**3 Terms and definitions**.....1

**4 Principle**.....2

**5 Apparatus and materials**.....3

**6 Test specimens**.....5

**6.1 Preparation of test specimens**.....5

**6.2 Film thickness**.....6

**6.3 Conditioning**.....6

**7 Procedure**.....6

**7.1 Agreements**.....6

**7.2 Preparation of the abrasive wheels**.....6

**7.3 Test conditions**.....6

**7.4 Number of determinations**.....6

**7.5 Test procedure**.....6

**8 Evaluation**.....7

ISO/~~DIS~~FDIS 7784-2:2022(E)

<u>9</u>	<u>Precision.....</u>	<u>7</u>
<u>10</u>	<u>Test report.....</u>	<u>7</u>
<u>Bibliography.....</u>		<u>9</u>

iTeh STANDARD PREVIEW  
(standards.iteh.ai)

ISO/FDIS 7784-2

<https://standards.iteh.ai/catalog/standards/sist/e578fd47-ac5c-4491-8586-e78cb35c81b5/iso-fdis-7784-2>

## Foreword

ISO (the International Organization for Standardization) is a worldwide federation of national standards bodies (ISO member bodies). The work of preparing International Standards is normally carried out through ISO technical committees. Each member body interested in a subject for which a technical committee has been established has the right to be represented on that committee. International organizations, governmental and non-governmental, in liaison with ISO, also take part in the work. ISO collaborates closely with the International Electrotechnical Commission (IEC) on all matters of electrotechnical standardization.

The procedures used to develop this document and those intended for its further maintenance are described in the ISO/IEC Directives, Part 1. In particular, the different approval criteria needed for the different types of ISO documents should be noted. This document was drafted in accordance with the editorial rules of the ISO/IEC Directives, Part 2 (see [www.iso.org/directives](http://www.iso.org/directives)).

Attention is drawn to the possibility that some of the elements of this document may be the subject of patent rights. ISO shall not be held responsible for identifying any or all such patent rights. Details of any patent rights identified during the development of the document will be in the Introduction and/or on the ISO list of patent declarations received (see [www.iso.org/patents](http://www.iso.org/patents)).

Any trade name used in this document is information given for the convenience of users and does not constitute an endorsement.

For an explanation of the voluntary nature of standards, the meaning of ISO specific terms and expressions related to conformity assessment, as well as information about ISO's adherence to the World Trade Organization (WTO) principles in the Technical Barriers to Trade (TBT), see [www.iso.org/iso/foreword.html](http://www.iso.org/iso/foreword.html).

This document was prepared by Technical Committee ISO/TC 35, *Paints and varnishes*, Subcommittee SC 9, *General test methods for paints and varnishes*, in collaboration with the European Committee for Standardization (CEN) Technical Committee CEN/TC 139, *Paints and varnishes*, in accordance with the Agreement on technical cooperation between ISO and CEN (Vienna Agreement).

This third edition cancels and replaces the second edition (ISO 7784-2:2016), which has been technically revised.

The main changes are as follows:

- Figures 1 and 2 have been updated;
- some measures in 5.1.4, 5.2 and in the note to 5.3 have been updated;
- the text has been editorially revised and the normative references have been updated.

A list of all parts in the ISO 7784 series can be found on the ISO website.

Any feedback or questions on this document should be directed to the user's national standards body. A complete listing of these bodies can be found at [www.iso.org/members.html](http://www.iso.org/members.html).

**Formatted:** English (United Kingdom)

**Formatted:** Don't adjust space between Latin and Asian text, Don't adjust space between Asian text and numbers

**Formatted:** English (United Kingdom)

**Formatted:** Font: Not Italic, English (United Kingdom)

**Formatted:** English (United Kingdom)

**Formatted:** Font: Not Italic, English (United Kingdom)

**Formatted:** English (United Kingdom)

**Formatted:** Font: Not Italic, English (United Kingdom)

**Formatted:** English (United Kingdom)

**Formatted:** cite\_sec

**Introduction**

This document is one of the three parts of ISO 7784 dealing with test methods for the determination of the resistance to abrasion of coatings using abrasive wheels. The characteristics and differences of these methods are summarized in Table 1.

**Table 1 — Types of method**

**Table 1 — Types of method**

Standard	Abrasive wheel		Test specimen movement
	Type	Degree of freedom	
ISO 7784-1	Abrasive paper on rubber wheel	Freely rotatable	Rotation
ISO 7784-2	Abrasive rubber wheel		
ISO 7784-3	Abrasive paper on metal wheel	Rigid - with stroke-dependent rotation <sup>a</sup>	Linear reciprocation

<sup>a</sup>—A mechanism rotates the abrasive wheel by a small angle after each double stroke so that a new area of the abrasive paper is effective.

It is preferable that the methods using abrasive-paper covered wheels (in ISO 7784-1 and ISO 7784-3) are applied.

Formatted: Left

Formatted: Left

Formatted: Left

PRELIMINARY STANDARD FOR REVIEW  
(standards.iteh.ai)

ISO/FDIS 7784-2

<https://standards.iteh.ai/catalog/standards/sist/e578fd47-ac5c-4491-8586-e78cb35c81b5/iso-fdis-7784-2>

## Paints and varnishes — Determination of resistance to abrasion — Part 2: Method with abrasive rubber wheels and rotating test specimen

### 1 Scope

This document specifies a method for determining the resistance to abrasion of coatings, for which two loaded, freely rotatable but eccentrically arranged abrasive rubber wheels affect the coating of the rotating test specimen.

### 2 Normative references

The following documents are referred to in the text in such a way that some or all of their content constitutes requirements of this document. For dated references, only the edition cited applies. For undated references, the latest edition of the referenced document (including any amendments) applies.

ISO 1514, *Paints and varnishes — Standard panels for testing*

ISO 2808, *Paints and varnishes — Determination of film thickness*

ISO 3270, *Paints and varnishes and their raw materials — Temperatures and humidities for conditioning and testing*

ISO 4618, *Paints and varnishes — Terms and definitions*

ISO ~~7619-148-4~~, *Rubber, vulcanized or thermoplastic — Determination of ~~indentation~~ hardness — Part ~~4~~: Durometer 4: Indentation hardness by durometer method (Shore hardness)*

ISO ~~7619-248-5~~, *Rubber, vulcanized or thermoplastic — Determination of ~~indentation~~ hardness — Part ~~2~~: 5: Indentation hardness by IRHD pocket meter method*

FEPA-Standard 43-1, *Grains of fused aluminium oxide, silicon carbide and other abrasive materials for coated abrasives Macrogrits P 12 to P 220<sup>1</sup>*

### 3 Terms and definitions

For the purposes of this document, the terms and definitions given in ISO 4618 and the following apply.

ISO and IEC maintain terminology databases for use in standardization at the following addresses:

- ISO Online browsing platform: available at <https://www.iso.org/obp>

<sup>1</sup> FEPA: Federation of European Producers of Abrasives.

ISO/~~DIS~~DIS 7784-2:2022(E)

— IEC Electropedia: available at <https://www.electropedia.org/https://www.electropedia.org/>

3.1  
test specimen

specimen on which the test is to be carried out

[SOURCE: ISO 7784-1:—<sup>2</sup>, 3.1]

Formatted: std\_year

3.2  
abrasive wear

wear, occurring due to laminar removal of coating material on the surface

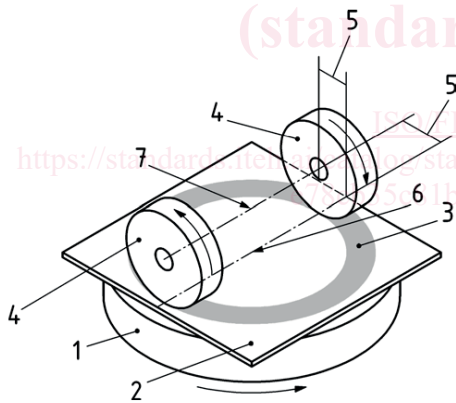
[SOURCE: ISO 7784-1:—<sup>2</sup>, 3.2]

Formatted: std\_year

4 Principle

Two abrasive rubber wheels are mounted to pivoting arms and pressed onto the coating of the rotating test specimen applying the agreed test load. The eccentric arrangement of the axes of the abrasive wheels relative to the axis of rotation causes a crosswise abrasive wear in a ring-shaped zone. The loss of mass of the coating caused by abrasive wear after the agreed number of cycles is determined.

Figure 1 illustrates the test principle.



<sup>2</sup> Under preparation. Stage at publication: ISO/~~DIS~~DIS 7784-1:2022.

Formatted: std\_publisher

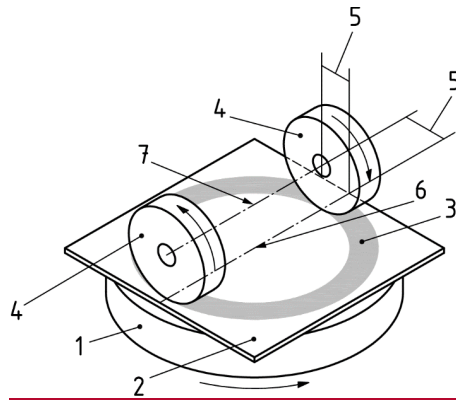
Formatted: std\_docNumber

Formatted: std\_docPartNumber

Formatted: Don't adjust space between Latin and Asian text, Don't adjust space between Asian text and numbers

Formatted: std\_year



**Key**

- 1 turntable
- 2 test specimen
- 3 wear zone
- 4 abrasive wheels
- 5 offset ( $19,05 \pm 0,3$ ) mm
- 6 axis of rotation (turntable)
- 7 axis of rotation (abrasive wheel)

**Figure 1— Principle of the abrasion test with rotating test specimen**

ISO/FDIS 7784-2

## 5 Apparatus and materials [standards.iteh.ai/catalog/standards/sist/e578fd47-ac5e-4491-8586-](https://standards.iteh.ai/catalog/standards/sist/e578fd47-ac5e-4491-8586-78eb35-81b5/iso-7784-2)

**5.1 Turntable abrasion tester**, as exemplified in Figure 2, with the following properties.

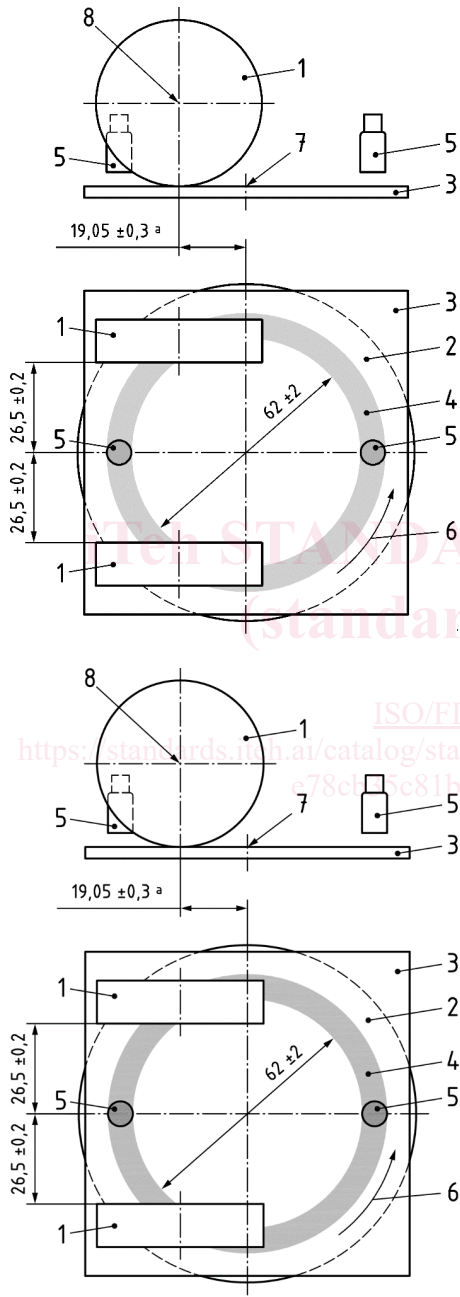
**5.1.1** The rotational speed of the turntable onto which the test specimen is fixed shall be  $(60 \pm 2) \text{ min}^{-1}$ . The number of cycles is pre-set on an operation counter.

**5.1.2** Two arms are attached to the device, each with a mandrel, onto which the abrasive wheels (5.2) and, if necessary, the weights (5.3) are attached. Ball bearings are used for the mandrels for the abrasive wheels so they can rotate with low friction.

**5.1.3** It shall be ensured that in lowered condition, the positions of the abrasive wheels relative to the axis of rotation comply with the dimensions indicated in Figure 2.

**5.1.4** A suction device shall be available in order to remove abrasive dust generated during the test. The distance between the suction device and the test specimen shall be  $(3 \pm 1) \text{ mm}$ .

Dimensions in millimetres



ISO/FDIS 7784-2  
<https://standards.iteh.ai/catalog/standards/sist/e578fd47-ac5c-4491-8586-e78cb5c81b5/iso-fdis-7784-2>