



## Designation: **F552–02 (Reapproved 2013) F552 – 14**

# Standard Terminology Relating to Chain Link Fencing<sup>1</sup>

This standard is issued under the fixed designation F552; the number immediately following the designation indicates the year of original adoption or, in the case of revision, the year of last revision. A number in parentheses indicates the year of last reapproval. A superscript epsilon ( $\epsilon$ ) indicates an editorial change since the last revision or reapproval.

*This standard has been approved for use by agencies of the U.S. Department of Defense.*

- aluminized**—*in chain link fabric*, describes fabric woven from steel wire that is coated with aluminum before weaving (see Specification A491<sup>2</sup>).
- barb**—as related to barbed wire- a short length of wire, with exposed ends cut on a bias to produce sharp points. See Specifications F1665 and A121.
- barbed tape**—strip of metal, machined to produce clusters of sharp points (see Terminology F1379<sup>2</sup> for further information).
- barbed wire**—a fabricated wire product consisting of two line wires twisted to form a two-wire strand, into which 2–point or 4–point barbs are tightly wrapped and locked into place at specific intervals. (*Syn.* barbwire). See Specifications F1665 and A121.
- barbed wire arm**—a post fitting used to hold barbed wire in place. May be vertical or angled to hold three or more strands of barbed wire, or “V” shaped to hold six or more strands of barbed wire.
- barbed wire arm base**—a casting of aluminum, malleable iron, or steel, used in combination with one or two barbed wire extension arms held in place by a bolt and nut.
- barbed wire extension arm**—pressed aluminum or pressed galvanized steel used in combination with barbed wire arm base to hold three strands of barbed wire either vertically or angled in or out from the fence line. Also used in pairs in a “V” configuration to hold 6 strands of barbed wire.
- bottom protective plate**—a safety device installed on a Type II, Class 1, cantilever slide gate with external rollers to isolate the lower roller mechanism to reduce the possibility of contact with the roller mechanism by a person. See Specification F1184<sup>2</sup>.
- bottom rail**—horizontal member of the framework running continuously along the bottom edge of the fence.
- boulevard clamp**—a two piece clamp with carriage bolts and nuts designed for 180° horizontal rail connections to a line post (also called *line rail clamp*).
- brace band**—a symmetrically formed strip of metal shaped to fit around a post and used with a carriage bolt and nut to attach the rail end or brace rail end truss rod tightener to the post (see Fig. 1). Also used for attaching barbed wire, tension wire, and other items to a terminal post.
- brace rail**—a compression member at terminal posts or corner posts.
- brace rail end**—a cup-shaped fitting similar to a rail end with provision for attaching a truss rod.
- cantilever slide gate**—any horizontal slide gate spanning an opening lacking a top or bottom support within that opening (see Specification F1184<sup>2</sup>).
- center stop**—a device to receive and hold the drop bar on a double gate.
- commercially available**—a manufactured item or product that once produced is held in inventory COS status (commercial off the shelf), ready for delivery once ordered by a consumer or other end user.

<sup>1</sup> This terminology is under the jurisdiction of ASTM Committee F14 on Fences and is the direct responsibility of Subcommittee F14.40 on Chain Link Fence and Wire Accessories.

Current edition approved March 1, 2013/Sept. 15, 2014. Published March 2013/September 2014. Originally approved in 1978. Last previous edition approved in 2008/2013 as F552–02(2008)/F552–02(2013). DOI: 10.1520/F0552-02R13-10.1520/F0552-14.

<sup>2</sup> For referenced ASTM standards, visit the ASTM website, www.astm.org, or contact ASTM Customer Service at service@astm.org. For *Annual Book of ASTM Standards* volume information, refer to the standard’s Document Summary page on the ASTM website.




FIG. 1 Brace Band

**corner barbed wire arm**—a combination post cap and fitting used to hold barbed wire in place on a corner post. May be angled in or out from the fence line to hold three or more strands of barbed wire, or “V” shaped to hold six or more strands of barbed wire.

**corner post**—a terminal post, at which the direction of the line of fence changes in two or more directions (see Fig. 2).

**corner rail clamp**—a two-piece clamp with carriage bolts and nuts designed for horizontal rail connections to a 90° corner post.

**diamond**—the opening formed by the woven wires in chain link fence fabric.

**diamond count**—the number of diamond openings from one edge of fabric to the other. The count of a given fabric shall begin at the first completed diamond at one edge and continue to the unfinished (half) or full opening at the other edge (see Fig. 3).

**double drive gate**—a gate comprised of two gate leaves which is used to close a gate opening through which vehicles are intended to pass. While often referring to a swing gate (that is, double swing gate), the gate may be any double leaf gate intended for vehicular (that is, slide gate or others). See specifications F654, F900, and F1184<sup>2</sup>.

**drop bar**—component of a double gate latch assembly (sometimes called *drop rod*) (see Specification F900<sup>2</sup>).

**end post**—the terminal post at the end of a line of fence (see Fig. 4).

**end rail clamp**—a two-piece clamp with carriage bolt and nut designed for horizontal rail connections to an end post.

**fabric (chain link fence)**—a fencing material made from wire helically wound and interwoven in such a manner as to provide a continuous mesh without knots or ties except in the form of knuckling or of twisting the ends of the wires to form the selvages of the fabric (see Fig. 5).

**flange**—in chain link fencing, a plate or casting for securing a post to a floor or a horizontal rail to a wall.

**frame hinge**—a fitting that attaches to the gate frame and functions with the post hinge.

**framework**—the basic structure supporting installed fabric, namely the posts, rails, and tension wire.

**galvanized**—pertaining to zinc-coated articles.

**galvanized after weaving**— *in chain link fabric*, describes steel fabric that is hot-dip coated with zinc after weaving (see Specification A392<sup>2</sup>).

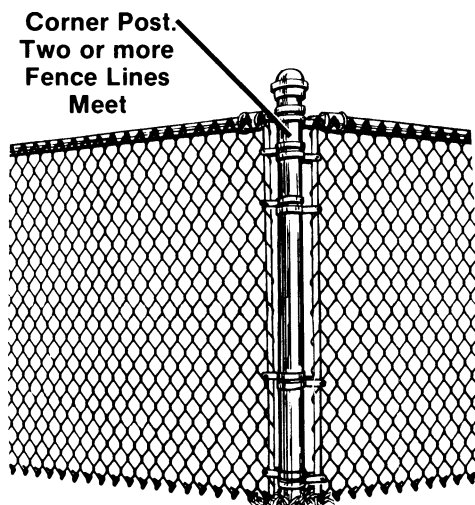
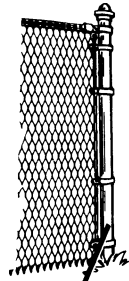


FIG. 2 Corner Post



FIG. 3 Diamond Count



End Post.  
Fence Line Ends  
FIG. 4 End Post



FIG. 5 Chain Link Fence Fabric

**galvanized before weaving**— *in chain link fabric*, describes fabric that is woven from steel wire galvanized before weaving.

**gate**—a moveable barrier placed in a fence opening (gate opening) which allows the opening to be closed. See Specifications F654, F900, and F1184.

**gate clip**—a galvanized pressed steel or pressed aluminum fitting designed to secure chain link fabric to the vertical sides of a gate frame.

**gate frame**—the structural member(s) of the gate.

**gate holdback or keeper**—a device to receive and hold the gate leaf in an open position.

**gate latch**—a fitting to hold the gate in place when closed.

**gate leaf**—a component of a swing gate which consists of a gate frame covered with chain link fabric and/or other material. See Specifications F654 and F900.

**gate opening**—the clear distance between the gate posts.

**gate post**—the post to which a gate is attached via hinges. It may also be used as a terminal post.