



Designation: ~~D1711~~–~~14~~ D1711 – 14a

Standard Terminology Relating to Electrical Insulation¹

This standard is issued under the fixed designation D1711; the number immediately following the designation indicates the year of original adoption or, in the case of revision, the year of last revision. A number in parentheses indicates the year of last reapproval. A superscript epsilon (ϵ) indicates an editorial change since the last revision or reapproval.

INTRODUCTION

This terminology is used in connection with testing and specifying solid electrical insulating materials. Modifications to this terminology, reflecting common usage, may appear in particular test methods, material specifications, practices, or other standards. Included herein are terms pertinent to general applications, electrical insulating papers, mica, mica processing, processed mica forms, hookup wire insulation, and partial discharge (corona).

1. Scope*

1.1 This terminology standard is a compilation of technical terms associated with testing and specifying solid electrical and electronic insulating materials.

1.2 This terminology standard shall contain all definitions that are balloted specifically through Subcommittee ~~D09.94~~D09.94 and through ~~D09~~D09 main committee and that are of general interest to standards associated with electrical and electronic insulating materials. Those definitions shall be of importance to electrical and electronic insulating materials issues but need not be directly associated with a specific standard under the jurisdiction of Committee D09 on Electrical and Electronic Insulating Materials.

1.3 It is intended that all definitions in this terminology standard originating in a specific standard under the jurisdiction of Committee ~~D09~~D09 be identical to definitions of the same terms as printed in standards of originating technical subcommittees, with the exceptions of: (1) deletion of any part of the Discussion included in another standard that refers specifically to the use of a term in that standard; (2) figure numbers and corresponding references; and (3) in this terminology standard, a parenthetical addition of a reference to one or more technical standards in which the term is used and the year in which the term was added to this compilation.

1.3.1 Definitions contained in this terminology standard which did not originate in a specific standard under the jurisdiction of Committee ~~D09~~D09, or which originated in a standard that has since been revised or withdrawn, and that have been appropriately balloted, shall also be included in this terminology standard.

1.4 It is permissible to include symbols as part of the representation of terms, where appropriate.

1.5 It is not intended that this terminology standard include symbols (except as noted in 1.4). It is also permissible to include acronyms and abbreviations referring directly to defined terms.

1.6 Revisions and additions to those definitions in this terminology standard which originate in a specific standard under the jurisdiction of Committee ~~D09~~D09 are to be made as a product of a collaborative effort between Subcommittee ~~D09.94~~D09.94 and the corresponding technical subcommittee of Committee ~~D09~~D09, with Subcommittee ~~D09.94~~D09.94 providing editorial advice to the technical subcommittees.

1.7 Each definition in this terminology standard shall be accompanied by the year in which it was first incorporated into the standard, placed at the end in parentheses. All discussions shall also carry a date; it is possible that the discussion date is different from the definition date.

¹ This terminology is under the jurisdiction of ASTM Committee D09 on Electrical and Electronic Insulating Materials and is the direct responsibility of Subcommittee D09.94 on Editorial.

Current edition approved ~~May 1, 2014~~Nov. 1, 2014. Published ~~May 2014~~November 2014. Originally approved in 1960. Last previous edition approved in ~~2013~~2014 as ~~D1711–13~~D1711–14. DOI: ~~10.1520/D1711-14~~10.1520/D1711-14A.

*A Summary of Changes section appears at the end of this standard

2. Referenced Documents

2.1 ASTM Standards:²

[D149 Test Method for Dielectric Breakdown Voltage and Dielectric Strength of Solid Electrical Insulating Materials at Commercial Power Frequencies](#)

[D150 Test Methods for AC Loss Characteristics and Permittivity \(Dielectric Constant\) of Solid Electrical Insulation](#)

[D470 Test Methods for Crosslinked Insulations and Jackets for Wire and Cable](#)

[D3426 Test Method for Dielectric Breakdown Voltage and Dielectric Strength of Solid Electrical Insulating Materials Using Impulse Waves](#)

[D3636 Practice for Sampling and Judging Quality of Solid Electrical Insulating Materials](#)

2.2 Other Standards:

[ANSI/ASQC A2-1987³](#)—

[GB/T 26667 Terminology for Electromagnetic Shielding Materials](#)

3. Terminology

absorbing material, *n*—material capable of absorbing energy from an electromagnetic wave.⁴ (2014)

acceptable quality level (AQL), *n*—the maximum percent nonconforming which, for purposes of sampling inspection, is considered satisfactory as a process average. (2011) **D3636**

acceptance number, *n*—the maximum allowable number of nonconformities for a given AQL and sample size (lot-sample size). (2011) **D3636**

aging (act of), *n*—exposure of material to air or oil at a temperature and time as specified in the relevant material specification for that material. (2013) **D470**

air chain, *n*—*in mica*, a series of air inclusions in the form of a chain or streak. (2011)

arc propagation, *n*—the movement of an electric arc from its point of inception to another location. (1996) **D3032**

arc tracking, *n*—the process producing tracks when arcs occur on or close to the insulation surface. (2011)

Arrhenius plot, *n*—a graph of the logarithm of thermal life as a function of the reciprocal of absolute temperature. (2011)

² For referenced ASTM standards, visit the ASTM website, www.astm.org, or contact ASTM Customer Service at service@astm.org. For *Annual Book of ASTM Standards* volume information, refer to the standard's Document Summary page on the ASTM website.

³ Available from American National Standards Institute (ANSI), 25 W. 43rd St., 4th Floor, New York, NY 10036, <http://www.ansi.org>.

⁴ This term is defined in a way similar to the way it appears in the [BG/FG/T 26667](#) standard entitled, "Terminology for Electromagnetic Shielding Materials."

<https://standards.iteh.ai/catalog/standards/sist/1c9ebb5e-e4e9-41c2-a9e7-cad95290f49b/astm-d1711-14a>

DISCUSSION—

This is normally depicted as the best straight line fit, determined by least squares, of end points obtained at aging temperatures. It is important that the slope, which is the activation energy of the degradation reaction, be approximately constant within the selected temperature range to ensure a valid extrapolation. (2011) **D2304**

ash content of paper, *n*—the solid residue remaining after combustion of the paper under specified conditions, expressed as a percentage of the dry mass of the original paper. (1996) **D202**

average discharge (corona) current (I_t), *n*—the sum of the absolute magnitudes of the individual discharges during a certain time interval divided by that time interval. (2011)

DISCUSSION—

When the discharges are measured in coulombs and the time interval in seconds, the calculated current will be in amperes. (2011)

$$I_t = \frac{\sum_{t_0}^{t_1} Q_1 + Q_2 + \dots + Q_n}{t_1 - t_0} \quad (1)$$

where:

I_t = average current, A,

t_0 = starting time, s,

t_1 = completion time, s, and

Q_1, Q_2, Q_n = partial discharge quantity in a corona pulse 1 through *n*, C.

binder tape—see **core wrap (binder tape)**.

bond strength, *n*—a measure of the force required to separate surfaces which have been bonded together. (1996)

D2519, D3145, D4882

braid, *n*—(1) woven metallic wire used as a shield for insulated conductors and cables.

(2) A woven fibrous protective outer covering over an insulated conductor or cable. (2011)

breakdown voltage—see **dielectric breakdown voltage**.

bursting strength of paper, *n*—the hydrostatic pressure required to produce rupture of a circular area of the material under specified test conditions. (1996)

D202

cable wrap, *n*—paper used for mechanical protection or for space-filling (rather than as electrical insulation) in low-voltage cables with nonmetallic sheaths. (2011)

capacitance, *C, n*—that property of a system of conductors and dielectrics which permits the storage of electrically separated charges when potential differences exist between the conductors. (2011)

DISCUSSION—

Capacitance is the ratio of a quantity, *q*, of electricity to a potential difference, *V*. A capacitance value is always positive. The units are farads when the charge is expressed in coulombs and the potential in volts (2011):

$$C = q/V \quad (2)$$

D150

capacitor tissue, *n*—very thin (5 to 50 μm) pure, nonporous paper used as the dielectric in capacitors, usually in conjunction with an insulating liquid. (2011)

coating powder, *n*—a heat-fusible, finely-divided solid resinous material used to form electrical insulating coatings. (1996) **D2967, D3214**

concentricity, *n*—the ratio, expressed in percent, of the minimum wall thickness to the maximum wall thickness. (2011) **D2671**

concentric-lay conductor, *n*—a conductor composed of a central core surrounded by one or more layers of helically laid strands. (2011)

DISCUSSION—

<https://standards.iteh.ai/catalog/standards/sist/1c9ebb5e-e4e9-41c2-a9e7-cad95290f49b/astm-d1711-14a>

In the most common type of concentric-lay conductor, all strands are of the same size and the central core is a single strand. (2011)

conductance, insulation, *n*—the ratio of the total volume and surface current between two electrodes (on or in a specimen) to the dc voltage applied to the two electrodes. (2011)

DISCUSSION—

Insulation conductance is the reciprocal of insulation resistance. (2011)

D257

conductance, surface, *n*—the ratio of the current between two electrodes (on the surface of a specimen) to the dc voltage applied to the electrodes. (2011)

DISCUSSION—

(Some volume conductance is unavoidably included in the actual measurement.) Surface conductance is the reciprocal of surface resistance. (2011)

D257

conductance, volume, *n*—the ratio of the current in the volume of a specimen between two electrodes (on or in the specimen) to the dc voltage applied to the two electrodes. (2011)

DISCUSSION—

Volume conductance is the reciprocal of volume resistance. (2011)

D257

conducting material (conductor), *n*—a material within which an electric current is produced by application of a voltage between points on, or within, the material. (2011)

DISCUSSION—

The term “conducting material” is usually applied only to those materials in which a relatively small potential difference results in a relatively large current since all materials appear to permit some conduction current. Metals and strong electrolytes are examples of conducting materials. (2011)

D4470

conductive adhesive, fiber, *n*—~~adhesive which exhibits conductivity and which is used for the purpose of adhesion~~ fiber which is a conductive material or is otherwise made conductive on the surface.⁴ (2014)

conductive yarn, conductive gasket, *n*—~~yarn that provides conductivity and has been made either by blending a conductive fiber with other fiber(s) or otherwise made conductive on the surface~~ conductive material used at a joint to ensure effective conductive contact.⁴ (2014)

conductivity, surface, *n*—the surface conductance multiplied by that ratio of specimen surface dimensions (distance between electrodes divided by the width of electrodes defining the current path) which transforms the measured conductance to that obtained if the electrodes had formed the opposite sides of a square. (2011)

DISCUSSION—

Surface conductivity is expressed in siemens. It is popularly expressed as siemens/square (the size of the square is immaterial). Surface conductivity is the reciprocal of surface resistivity. (2011)

D257

conductivity, volume, *n*—the volume conductance multiplied by that ratio of specimen volume dimensions (distance between electrodes divided by the cross-sectional area of the electrodes) which transforms the measured conductance to that conductance obtained if the electrodes had formed the opposite sides of a unit cube. (2011)

DISCUSSION—

Volume conductivity is usually expressed in siemens/centimetre or in siemens/metre and is the reciprocal of volume resistivity. (2011)

D257

conductor, *n*—a wire, or combination of wires not insulated from each other, suitable for carrying electric current. (1996) **D1676**

continuous partial discharges (continuous corona), *n*—discharges that recur at rather regular intervals; for example on approximately every cycle of an alternating voltage or at least once per minute for an applied direct voltage. (2011) **D1868**

core wrap (binder tape), *n*—paper used to wrap groups of insulated wire into cable configuration prior to sheathing. (2011)

DISCUSSION—

Usually, this term is applied to telephone communication cables in which core wrap is not regularly subjected to voltage stress, but may be exposed to surges from lightning strokes or other accidental events. (2011)

corona, *n*—visible partial discharges in gases adjacent to a conductor. (2011)

DISCUSSION—

This term has also been used to refer to partial discharges in general. (2011)

D1868

critical property, *n*—a quantitatively measurable characteristic which is absolutely necessary to be met if a material or product is to provide satisfactory performance for the intended use. (2011)

DISCUSSION—

In some situations, specification requirements coincide with customer usage requirements. In other situations, they may not coincide, being either more or less stringent. More stringent sampling (for example, smaller AQL values) is usually used for measurement of characteristics which are considered critical. The selection of sampling plans is independent of whether the term defect or nonconformity is appropriate. (2011)

D3636

cross grains or reeves, *n*—*in mica*, tangled laminations causing imperfect cleavage. (2011)

crude mica—mica as mined; crude crystals with dirt and rock adhering. (2011)

crystallographic discoloration, *n*—*in mica*, discoloration appearing as bands of lighter or darker shades of basic color of a block of mica. (1996)

DISCUSSION—

Such bands are generally parallel to the crystallographic faces of the crystal from which the block was separated. (2011)

defect, *n*—a departure of a quality characteristic from its intended level, or state, that occurs with a severity sufficient to cause an associated product or service not to satisfy intended normal, or reasonably foreseeable, usage requirements. (2011)

DISCUSSION—

The terms “defect” and “nonconformity” and their derivatives are used somewhat interchangeably in the historical and current literature. Nonconformity objectively describes the comparison of test results to specification requirements, while the term defect has a connotation of predicting the failure of a product or service to perform its intended function in use. Since this latter connotation is often unintended, the term nonconformity is preferred in full consensus standards. The selection of any sample plan is independent of whether the term defect or nonconformity is appropriate.

The term defect may be appropriate for specifications mutually agreed upon by a producer and a user where specific use conditions are clearly understood. Even in these cases however, use the term defect with caution and consider substituting the term nonconformity.

For additional comments, see ANSI/ASQC A2-1987 that also states: “When a quality characteristic of a product or service is “evaluated” in terms of conformance to specification requirements, the use of the term nonconformity is appropriate.” (2011) **D3636**

dielectric, *n*—a medium in which it is possible to maintain an electric field with little supply of energy from outside sources. (2011)

DISCUSSION—

The energy required to produce the electric field is recoverable, in whole or in part. A vacuum, as well as any insulating material, is a dielectric. (2011)

dielectric breakdown voltage (electric breakdown voltage), *n*—the potential difference at which dielectric failure occurs under prescribed conditions, in an electrical insulating material located between two electrodes. (See also Test Method **D149**, Appendix X1.) (2011)

DISCUSSION—

The term **dielectric breakdown voltage** is sometimes shortened to “breakdown voltage.” (2011) **D149**

dielectric constant—see **relative permittivity**.

dielectric failure (under test), *n*—an event that is evidenced by an increase in conductance in the dielectric under test limiting the electric field that can be sustained. (2011) **D149**

dielectric strength, *n*—the voltage gradient at which dielectric failure of the insulating material occurs under specific conditions of test. (2011) **D149, D176, D3755**

dip encapsulation (a type of conformal coating), *n*—an embedding process in which the insulating material is applied by immersion and without the use of an outer container. (2011)

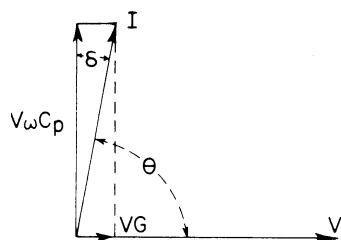
DISCUSSION—

The coating so formed generally conforms with the contour of the embedded part. (2011)

dissipation factor (loss tangent) (tan δ), *D, n*—the ratio of the loss index to its relative permittivity or

$$D = \kappa''/\kappa' \tag{3}$$

It is also the tangent of its loss angle, δ , or the cotangent of its phase angle, θ . (See **Fig. 1** and **Fig. 2**.) (2011)



DISCUSSION—

FIG. 1 Vector Diagram for Parallel Circuit

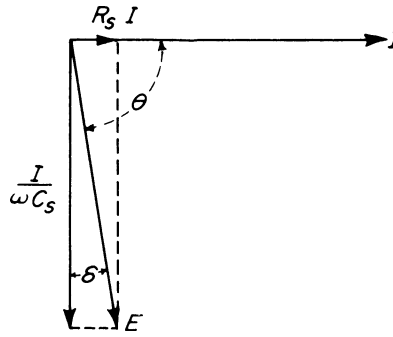


FIG. 2 Vector Diagram for Series Circuit

a:

$$D = \tan \delta = \cot \theta = X_p / R_p = G / \omega C_p = 1 / \omega C_p R_p \quad (4)$$

where:

- G = equivalent ac conductance,
- X_p = parallel reactance,
- R_p = equivalent ac parallel resistance,
- C_p = parallel capacitance, and
- ω = $2\pi f$ (sinusoidal wave shape assumed).

The reciprocal of the dissipation factor is the quality factor, Q , sometimes called the storage factor. The dissipation factor, D , of the capacitor is the same for both the series and parallel representations as follows:

$$D = \omega R_s C_s = 1 / \omega R_p C_p \quad (5)$$

The relationships between series and parallel components are as follows:

$$C_p = C_s / (1 + D^2) \quad (6)$$

$$R_p / R_s = (1 + D^2) / D^2 = 1 + (1/D^2) = 1 + Q^2$$

(2011)

DISCUSSION—

ASTM D1711-14a

<https://standards.iteh.ai/catalog/standards/sist/1c9ebb5e-e4e9-41c2-a9e7-cad95290f49b/astm-d1711-14a>

b: *Series Representation*—While the parallel representation of an insulating material having a dielectric loss (Fig. 3) is usually the proper representation, it is always possible and occasionally desirable to represent a capacitor at a single frequency by a capacitance, C_s , in series with a resistance, R_s (Fig. 4). (2011)

drainage, n —of an insulating varnish, a measure of the variation in thickness from top to bottom of a varnish film obtained on the surface of a vertically dipped coated panel after a specified time and temperature. (1996) **D115**

dressed crude mica, n —crude mica from which the dirt and rock have been mainly removed. (1996)

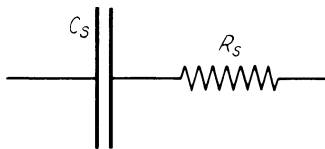


FIG. 4 Series Circuit

DISCUSSION—

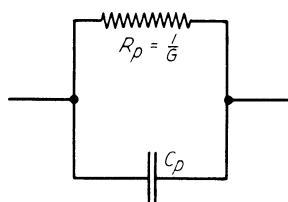


FIG. 3 Parallel Circuit