

SLOVENSKI STANDARD

SIST ISO 3545-3:1995

01-november-1995

Jeklene cevi in fittingi - Simboli za rabo v specifikacijah - 3. del: Cevni fittingi s krožnim prerezom

Steel tubes and fittings -- Symbols for use in specifications -- Part 3: Tubular fittings with circular cross-section

iTeh STANDARD PREVIEW

(standards.itteh.ai)
Tubes et raccords en acier -- Symboles à utiliser dans les spécifications -- Partie 3: Accessoires tubulaires à section circulaire

<https://standards.itteh.ai/catalog/standards/sist/fa5d8ff-34e1-4b08-aa43-1c22426dcaa/sist-iso-3545-3-1995>
SIST ISO 3545-3:1995
Ta slovenski standard je istoveten z: **ISO 3545-3:1989**

ICS:

01.080.30	Grafični simboli za uporabo v risbah, diagramih, načrtih, zemljevidih v strojništvu in gradbeništvu ter v ustrezni tehnični proizvodni dokumentaciji	Graphical symbols for use on mechanical engineering and construction drawings, diagrams, plans, maps and in relevant technical product documentation
23.040.40	Kovinski fittingi	Metal fittings

SIST ISO 3545-3:1995

en

iTeh STANDARD PREVIEW
(standards.iteh.ai)

SIST ISO 3545-3:1995

<https://standards.iteh.ai/catalog/standards/sist/fa5d8fff-34e1-4b08-aa43-1e22428dcca/sist-iso-3545-3-1995>

INTERNATIONAL STANDARD

ISO
3545-3

First edition
1989-12-01

Steel tubes and fittings — Symbols for use in specifications —

Part 3:

Tubular fittings with circular cross-section

iTeh STANDARD PREVIEW
(standards.iteh.ai)

Tubes et raccords en acier — Symboles à utiliser dans les spécifications —

Partie 3: Accessoires tubulaires à section circulaire

<https://standards.iteh.ai/catalog/standards/sist/fa5d8fff-34e1-4b08-aa43-1e22428dcaa/sist-iso-3545-3-1995>



Reference number
ISO 3545-3 : 1989 (E)

ISO 3545-3 : 1989 (E)

Foreword

ISO (the International Organization for Standardization) is a worldwide federation of national standards bodies (ISO member bodies). The work of preparing International Standards is normally carried out through ISO technical committees. Each member body interested in a subject for which a technical committee has been established has the right to be represented on that committee. International organizations, governmental and non-governmental, in liaison with ISO, also take part in the work. ISO collaborates closely with the International Electrotechnical Commission (IEC) on all matters of electrotechnical standardization.

Draft International Standards adopted by the technical committees are circulated to the member bodies for approval before their acceptance as International Standards by the ISO Council. They are approved in accordance with ISO procedures requiring at least 75 % approval by the member bodies voting.

International Standard ISO 3545-3 was prepared by Technical Committee ISO/TC 5, *Ferrous metal pipes and metallic fittings*.

ISO 3545 consists of the following parts, under the general title *Steel tubes and fittings*:

— *Symbols for use in specifications*:

- *Part 1: Tubes and tubular accessories with circular cross-section*
- *Part 2: Square and rectangular hollow sections*
- *Part 3: Tubular fittings with circular cross-section*

Annex A of this part of ISO 3545 is for information only.

© ISO 1989

All rights reserved. No part of this publication may be reproduced or utilized in any form or by any means, electronic or mechanical, including photocopying and microfilm, without permission in writing from the publisher.

International Organization for Standardization
Case postale 56 • CH-1211 Genève 20 • Switzerland

Printed in Switzerland

Steel tubes and fittings — Symbols for use in specifications —

Part 3 :

Tubular fittings with circular cross-section

1 Scope

This part of ISO 3545 defines the most common symbols with the aim of standardizing and facilitating the use of terminology in standards for tubular fittings and associated products.

T = thickness

F = value of bending radius

L = length of straight end

B = dimension from the back to the face or to the start of the straight end for 180° bends

2 Fundamental symbols

D = specified outside diameter

P = pressure

T = specified thickness

M_u = unit mass

5.2 Reducers (see figure 3)

D = major outside diameter

d = major inside diameter

T = thickness adjacent to major diameter

D_1 = minor outside diameter

d_1 = minor inside diameter

T_1 = thickness adjacent to minor diameter

L = overall length of reducer

3 Symbols for service conditions

DN = nominal size

PN = nominal pressure

PS = service pressure

TS = service temperature

4 Symbols for tolerances (see figure 1)

See ISO 5252 : 1977, *Steel tubes — Tolerance systems*.

Q = angular alignment

P = perpendicular alignment

U = alignment of faces

5 Symbols for dimensions

5.1 Bends (see figure 2)

NOTE — Bends are usually designated by their curving diameter nD (e.g. $3D$, $5D$).

The numerical value of the curving (or bending) radius is designated by the letter F .

D = outside diameter

d = inside diameter

5.3 Tees (see figure 4)

D = major outside diameter

d = major inside diameter

T = thickness adjacent to major diameter

D_1 = minor outside diameter

d_1 = minor inside diameter

T_1 = thickness adjacent to minor diameter

F = dimension from centreline to face at d for equal and reducing tees

H = dimension from centreline to face at d_1 for reducing tees

5.4 Caps (see figure 5)

D = outside diameter

T = thickness

K = total height of cap

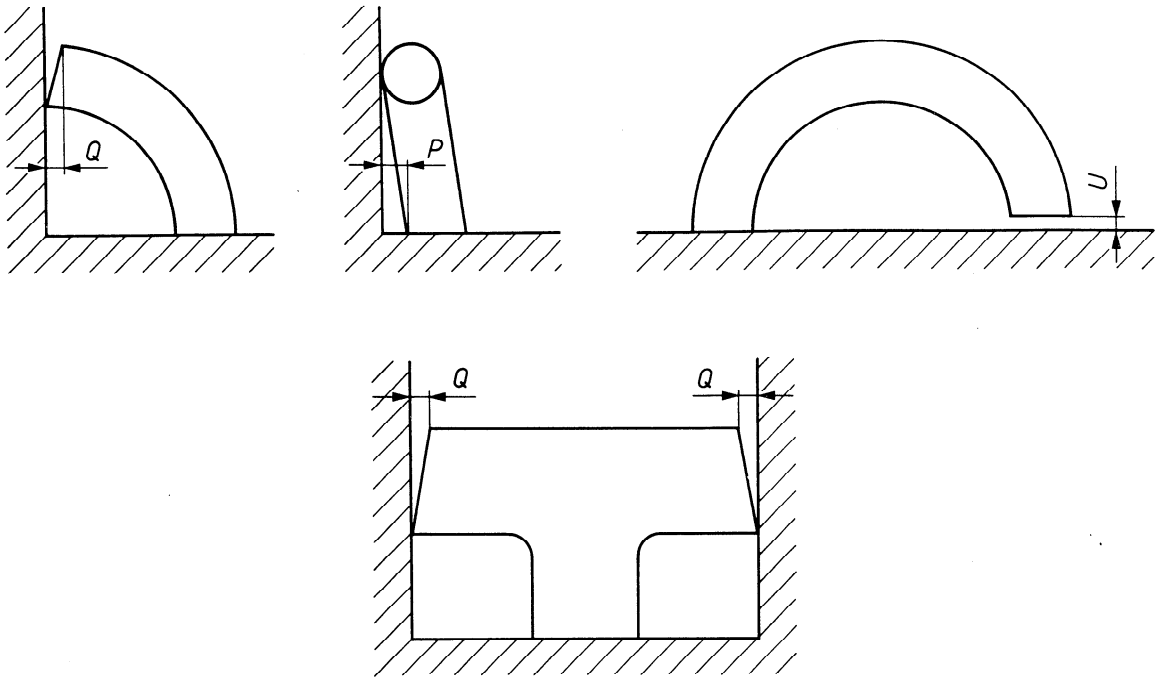


Figure 1 — Tolerances on alignment

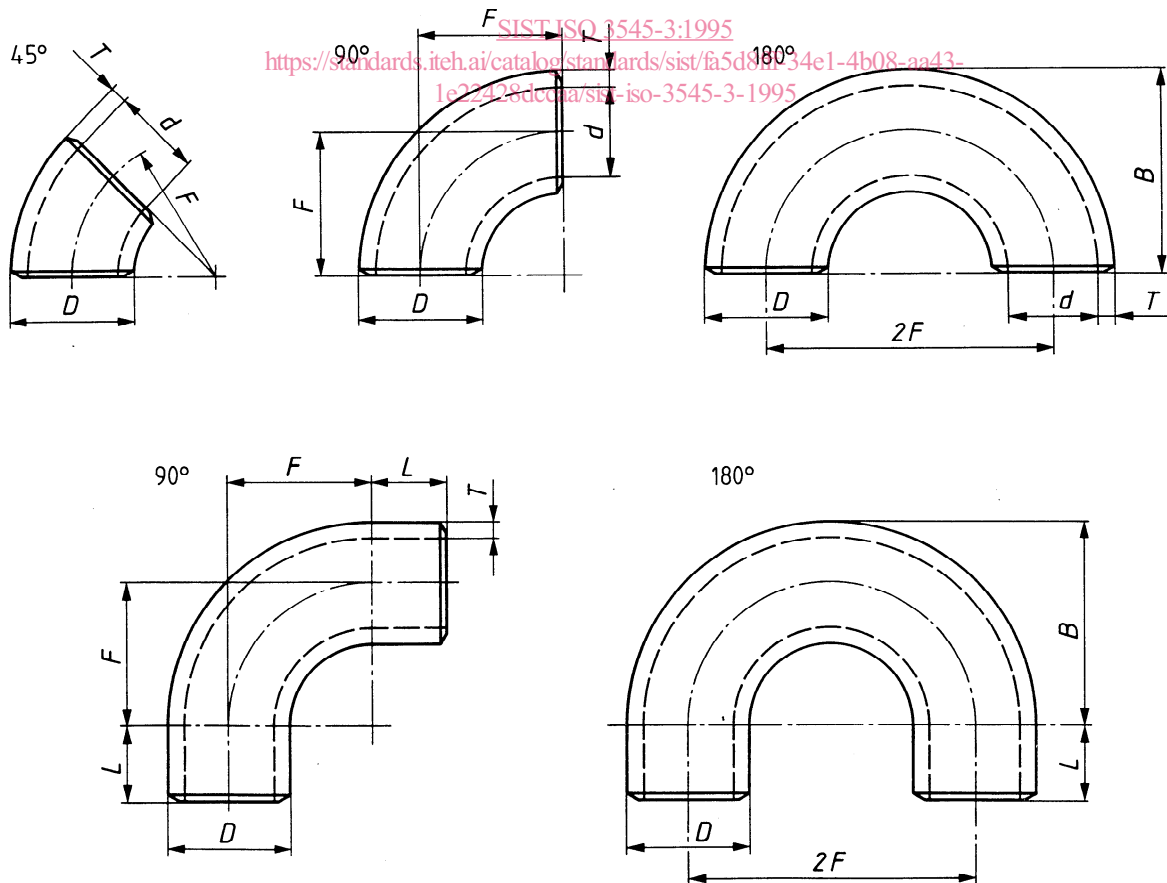


Figure 2 — Bends

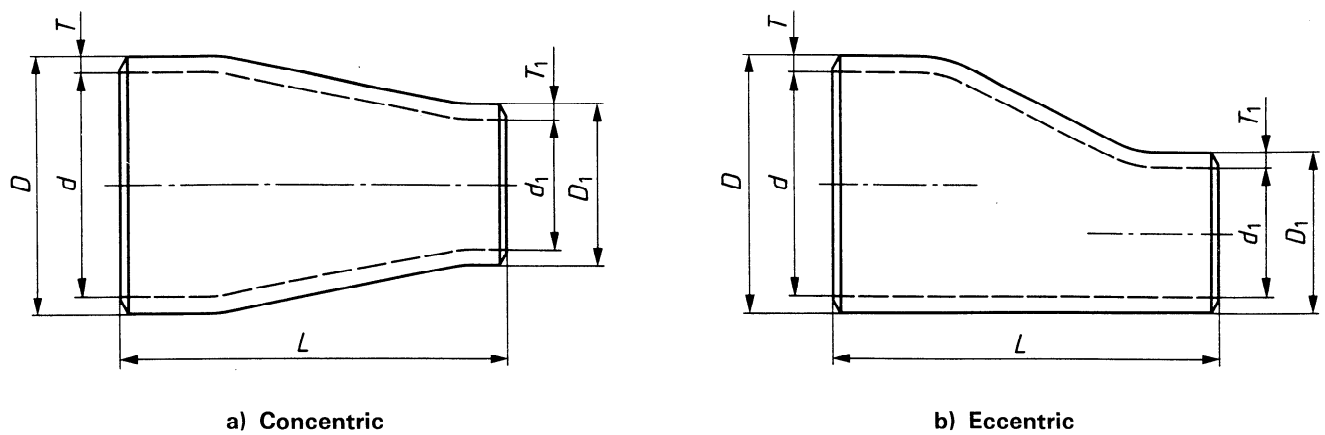


Figure 3 — Concentric and eccentric reducers

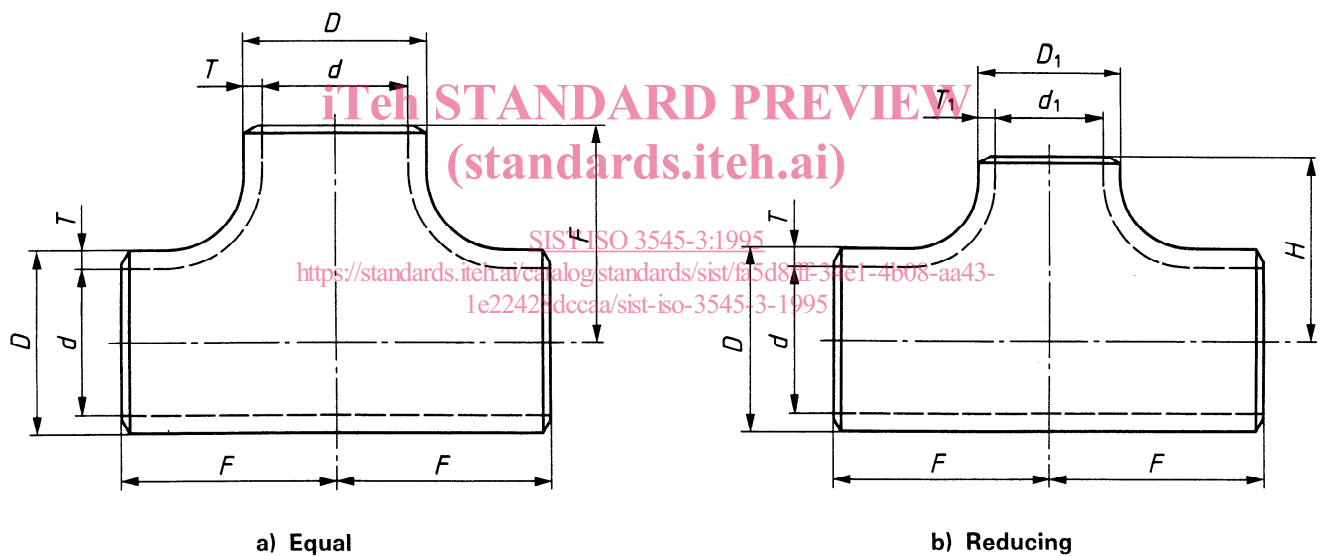


Figure 4 — Tees, equal and reducing

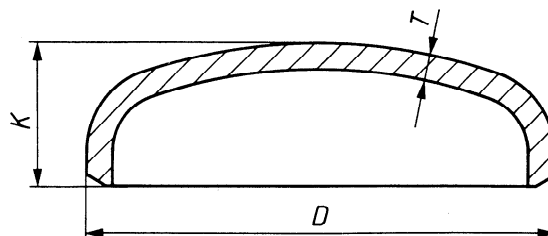


Figure 5 — Caps

ISO 3545-3 : 1989 (E)

Annex A (informative)

Bibliography

- [1] ISO 3419 : 1981, *Non-alloy and alloy steel butt-welding fittings*.
- [2] ISO 5251 : 1981, *Stainless steel butt-welding fittings*.

iTeh STANDARD PREVIEW
(standards.iteh.ai)

[SIST ISO 3545-3:1995](https://standards.iteh.ai/catalog/standards/sist/fa5d8fff-34e1-4b08-aa43-1e22428dcaa/sist-iso-3545-3-1995)

<https://standards.iteh.ai/catalog/standards/sist/fa5d8fff-34e1-4b08-aa43-1e22428dcaa/sist-iso-3545-3-1995>