



Designation: ~~D2732~~—~~08~~ **D2732** – 14

## Standard Test Method for Unrestrained Linear Thermal Shrinkage of Plastic Film and Sheeting<sup>1</sup>

This standard is issued under the fixed designation D2732; the number immediately following the designation indicates the year of original adoption or, in the case of revision, the year of last revision. A number in parentheses indicates the year of last reapproval. A superscript epsilon ( $\epsilon$ ) indicates an editorial change since the last revision or reapproval.

*This standard has been approved for use by agencies of the U.S. Department of Defense.*

### 1. Scope\*

1.1 This test method covers determination of the degree of unrestrained linear thermal shrinkage at given specimen temperatures of plastic film and sheeting of 0.76 mm (0.030 in.) thickness or less. This test method does not cover shrinkage from loss of solvent in some materials.

1.2 The values stated in SI units are to be regarded as standard. The values given in parentheses are mathematical conversions to inch-pound units that are provided for information only and are not considered standard.

1.3 *This standard does not purport to address all of the safety concerns, if any, associated with its use. It is the responsibility of the user of this standard to establish appropriate safety and health practices and determine the applicability of regulatory limitations prior to use.*

NOTE 1—~~This document is not equivalent to ISO 11501 standard and ISO 11501 address the same subject matter, but differ in technical content.~~

### 2. Referenced Documents

2.1 *ASTM Standards:*<sup>2</sup>

D618 Practice for Conditioning Plastics for Testing

D883 Terminology Relating to Plastics

D1204 Test Method for Linear Dimensional Changes of Nonrigid Thermoplastic Sheeting or Film at Elevated Temperature

~~E2251 Specification for ASTM Liquid-in-Glass Thermometers~~ Liquid-in-Glass ASTM Thermometers with Low-Hazard Precision Liquids

2.2 *ISO Standard:*<sup>3</sup>

ISO 11501 Determination of Dimensional Change on Heating

<https://standards.iteh.ai/catalog/standards/sist/b2736922-8283-4c94-9f6e-e5f650c8f8f6/astm-d2732-14>

### 3. Terminology

3.1 *Definitions:*

3.1.1 *unrestrained linear thermal shrinkage (free shrink or shrinkage)*—the irreversible and rapid reduction in linear dimension in a specified direction occurring in film subjected to elevated temperatures under conditions where nil or negligible restraint to inhibit shrinkage is present. It is normally expressed as a percentage of the original dimension.

### 4. Significance and Use

4.1 As a result of the manufacturing process, internal stresses may be locked into the film which can be released by heating. The temperature at which shrinkage will occur is related to the processing techniques employed to manufacture the film and may also be related to a phase transition in the base resin. The magnitude of the shrinkage will vary with the temperature of the film.

4.2 Shrinkage of a particular material produced by a particular process may be characterized by this test method by making measurements at several temperatures through the shrinkage range of the material.

<sup>1</sup> This test method is under the jurisdiction of ASTM Committee D20 on Plastics and is the direct responsibility of Subcommittee D20.19 on Film, Sheeting, and Molded Products.

Current edition approved Nov. 1, 2008Dec. 1, 2014. Published November 2008December 2014. Originally approved in 1968. Last previous edition approved in 20032008 as ~~D2732—03~~D2732—08. DOI: 10.1520/D2732-08-10.1520/D2732-14.

<sup>2</sup> For referenced ASTM standards, visit the ASTM website, [www.astm.org](http://www.astm.org), or contact ASTM Customer Service at [service@astm.org](mailto:service@astm.org). For *Annual Book of ASTM Standards* volume information, refer to the standard's Document Summary page on the ASTM website.

<sup>3</sup> Available from American National Standards Institute (ANSI), 25 W. 43rd St., 4th Floor, New York, NY 10036, <http://www.ansi.org>.

\*A Summary of Changes section appears at the end of this standard

4.3 Following a characterization in a particular case, it is usually sufficient thereafter to measure shrinkage at only one selected temperature for purposes of process or quality control, or both.

**5. Apparatus**

5.1 *Constant-Temperature Liquid Bath*, capable of controlling accurately to  $\pm 0.5^{\circ}\text{C}$ .

5.1.1 The liquid for the bath should not plasticize or react with the specimens. Poly(ethylene glycol), glycerin, and water have been found to have wide applicability.

5.2 *Thermometer*—ASTM Thermometer ~~1-C-S5C-11~~ conforming to the requirements as prescribed in Specification ~~E+E2251~~.

5.3 *Square Metal Stamp*, 100 by 100 mm, with engraved arrow indicating machine direction of film and stamp pad and ink. (The ink should not be soluble in the bath liquid.)

NOTE 2—A metal die or template (100 by 100 mm) can be used instead of the square metal stamp.

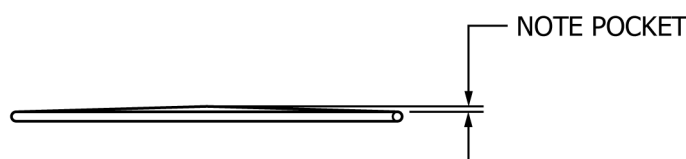
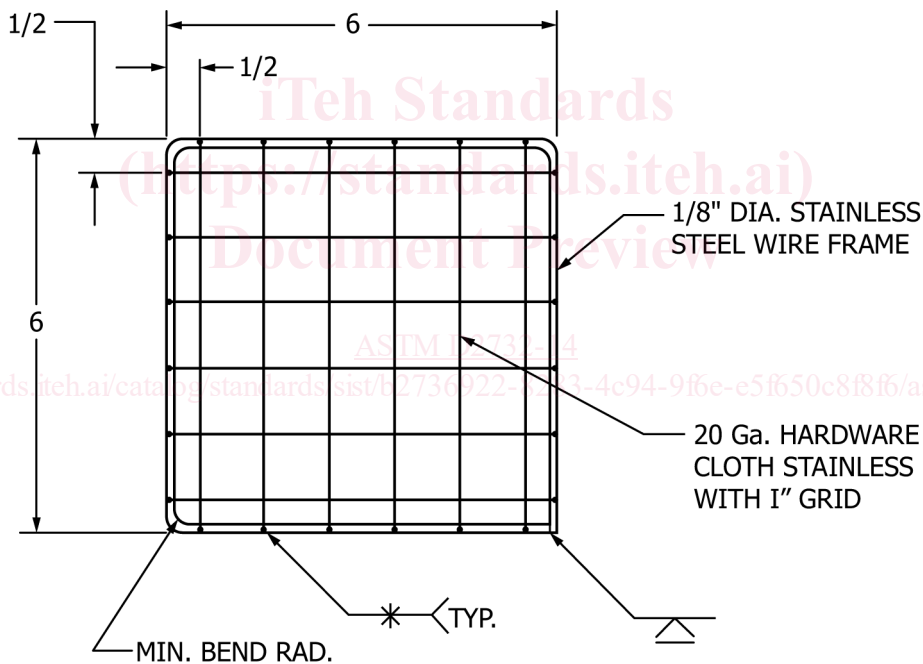
5.4 *Free Shrink Holder*—A holder designed for test of a single specimen, such as that shown in Fig. 1 and Fig. 2. Alternatively, a holder such as that shown in Fig. 3 ~~may be used to immerse~~ is capable of immersing several specimens at a time. However, checks must be made to assure that contact among the specimens does not result in errors.

5.5 *Ruler*, graduated in millimetres.

**6. Test Specimen**

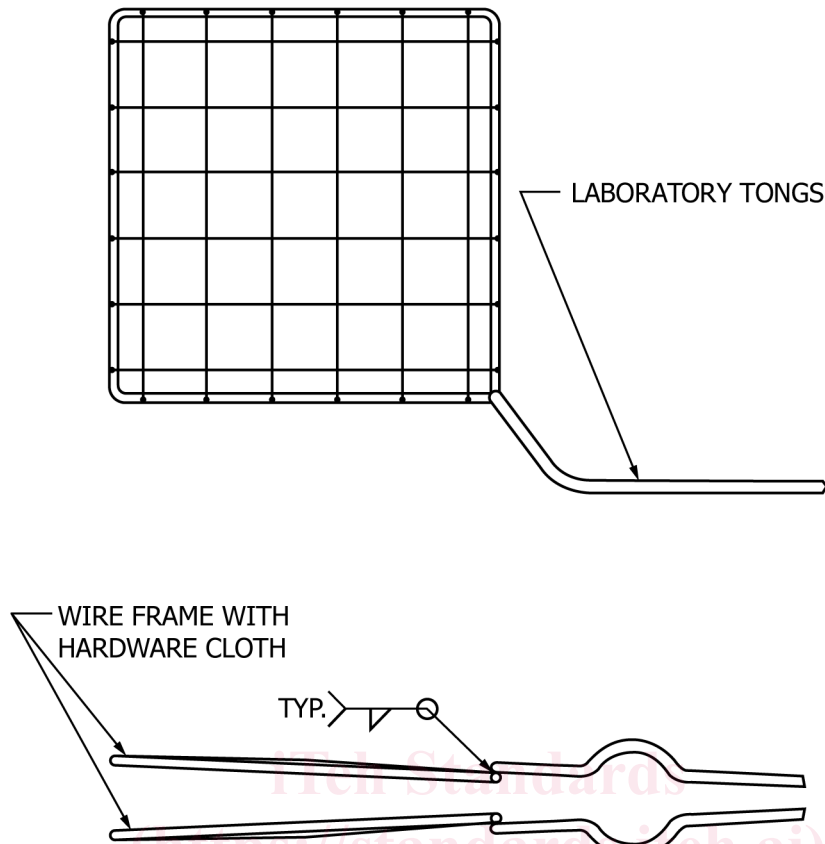
6.1 The test specimen shall consist of 100 by 100-mm samples.

6.2 A minimum of two specimens is necessary for each test temperature.



- NOTE:
- (A) Cut hardware cloth  $6\frac{1}{8}$  by  $6\frac{1}{8}$ .
  - (B) Form a pocket in center of cloth.
  - (C) Weld cloth to frame as shown.
2. Two required for assembly.

**FIG. 1 Construction of Top and Bottom Grid Retainers of Specimen Holder**



NOTE 1—Weld one wire frame to the inside of both arms of the tongs as shown.

FIG. 2 Assembly of Specimen Holder




FIG. 3 Trough and Wire Basket

## 7. Conditioning

7.1 *Conditioning*—Condition the test specimens at  $23 \pm 2^\circ\text{C}$  ( $73.4 \pm 3.6^\circ\text{F}$ ) and  $50 \pm 10\%$  relative humidity for not less than 40 h prior to test in accordance with Procedure A of Practice D618 unless otherwise specified by agreement or the relevant ASTM material specification. In cases of disagreement, the tolerances shall be  $\pm 1^\circ\text{C}$  ( $\pm 1.8^\circ\text{F}$ ) and  $\pm 5\%$  relative humidity

7.2 *Test Conditions*—Set the liquid bath temperature to within  $\pm 0.5^\circ\text{C}$  of the desired temperature and allow it to stabilize.