

---

**Materiali in predmeti v stiku z živili - Posode za živila - 2. del: Mere pribora in dodatne opreme**

Materials and articles in contact with foodstuffs - Catering containers - Part 2:  
Dimensions of accessories and supports

Werkstoffe und Gegenstände in Kontakt mit Lebensmitteln - Speisenbehälter - Teil 2:  
Maße des Zubehörs und der Auflagen

Matériaux et articles en contact avec les denrées alimentaires - Bacs pour la cuisine et le transport de nourriture - Partie 2: Dimensions des accessoires et des supports

<https://standards.iteh.ai/catalog/standards/sist/ea5d2fdc-9d8e-45d8-bcb0-cabe1c71bee8/sist-en-631-2-1997>

**Ta slovenski standard je istoveten z: EN 631-2:1995**

---

**ICS:**

67.250	Materiali in predmeti v stiku z živili	Materials and articles in contact with foodstuffs
--------	--	---

**SIST EN 631-2:1997**

**en**

**iTeh STANDARD PREVIEW**  
**(standards.iteh.ai)**

[SIST EN 631-2:1997](https://standards.iteh.ai/catalog/standards/sist/ea5d2fdc-9d8e-45d8-bcb0-cabe1c71bee8/sist-en-631-2-1997)

<https://standards.iteh.ai/catalog/standards/sist/ea5d2fdc-9d8e-45d8-bcb0-cabe1c71bee8/sist-en-631-2-1997>

EUROPEAN STANDARD

EN 631-2

NORME EUROPÉENNE

EUROPÄISCHE NORM

April 1995

ICS 55.020; 67.040; 97.040.50

Descriptors: kitchen utensils, foodstuffs transport, food-container contact, containers, accessories, supports, dimensions

English version

**Materials and articles in contact with foodstuffs -  
Catering Containers - Part 2: Dimensions of  
accessories and supports**

Matériaux et articles en contact avec les  
denrées alimentaires - Bacs pour la cuisine et  
le transport de nourriture - Partie 2:  
Dimensions des accessoires et des supports

Werkstoffe und Gegenstände in Kontakt mit  
Lebensmitteln - Speisenbehälter - Teil 2: Maße  
des Zubehörs und der Auflagen



REPUBLIKA SLOVENIJA  
MINISTRSTVO ZA ZNANOST IN TEHNOLOGIJO  
Urad RS za standardizacijo in meroslovje  
LJUBLJANA

SIST... EN 631-2

PREVZET PO METODI RAZGLASITVE

-01- 1997

This European Standard was approved by CEN on 1995-02-06. CEN members are bound to comply with the CEN/CENELEC Internal Regulations which stipulate the conditions for giving this European Standard the status of a national standard without any alteration.

Up-to-date lists and bibliographical references concerning such national standards may be obtained on application to the Central Secretariat or to any CEN member.

The European Standards exist in three official versions (English, French, German). A version in any other language made by translation under the responsibility of a CEN member into its own language and notified to the Central Secretariat has the same status as the official versions.

CEN members are the national standards bodies of Austria, Belgium, Denmark, Finland, France, Germany, Greece, Iceland, Ireland, Italy, Luxembourg, Netherlands, Norway, Portugal, Spain, Sweden, Switzerland and United Kingdom.

# CEN

European Committee for Standardization  
Comité Européen de Normalisation  
Europäisches Komitee für Normung

Central Secretariat: rue de Stassart, 36 B-1050 Brussels

© 1995

All rights of reproduction and communication in any form and by any means reserved in all countries to CEN and its members.

Ref. No. EN 631-2:1995 E

## Foreword

This European Standard has been prepared by the Technical Committee CEN/TC 194 "Utensils in contact with food", of which the secretariat is held by BSI.

This European Standard shall be given the status of a National Standard, either by publication of an identical text or by endorsement, at the latest by October 1995, and conflicting national standards shall be withdrawn at the latest by October 1995.

According to the CEN/CENELEC Internal Regulations, the following countries are bound to implement this European Standard: Austria, Belgium, Denmark, Finland, France, Germany, Greece, Iceland, Ireland, Italy, Luxembourg, Netherlands, Norway, Portugal, Spain, Sweden, Switzerland and the United Kingdom.

# iTeh STANDARD PREVIEW

(standards.iteh.ai)

## 0 Introduction

This European Standard is intended to rationalize the work routine in catering operations by creating a high level of interchangeability of kitchen elements. It is based on the Gastro-Norm modular system developed by the European Committee of Standards for Collective Housekeeping as the result of standardization activities by organizations of gastronomy, hotel business and catering trade in Austria, Germany and Switzerland.

This Part of this standard is concerned only with the dimensions of accessories and the dimension of supports for catering containers and accessories. All accessories and supports should be constructed so that they do not allow permanent distortion in normal use. Accessories and supports should be of such a shape that they can easily be cleaned.

## 1 Scope

This Part of this European Standard specifies the dimensions of accessories such as dishwasher racks, trays, grids and cutting boards. It also specifies the dimensions of supports for flanged catering containers and accessories.



## 2 Normative references

This European Standard incorporates by dated or undated reference, provision from other publications. These normative references are cited at the appropriate places in the text and the publications are listed hereafter. For dated references, subsequent amendments to or revisions of any of these publications apply to EN 631-2 only when incorporated in it by amendment or revision. For undated references the latest edition of the publication referred to applies.

EN 631-1 Materials and articles in contact with foodstuffs - Catering containers - Part 1 : Dimensions of containers

## 3 Definitions

For the purposes of this European Standard the following definitions apply.

3.1 support: Area bearing inserted catering containers and/or accessories.

3.2 adapter bar: Bar allowing the insertion of standardized small insertion elements into larger standardized openings.

ITIH STANDARD PREVIEW  
(standards.iteh.ai)

## 4 Requirements

SIST EN 631-2:1997

### 4.1 General

<https://standards.iteh.ai/catalog/standards/sist/ea5d2fd0-9d86-45d8-bcb0-cabe1c7fbee8/sist-en-631-2-1997>

Accessories and supports shall be used together with catering containers in conformance with EN 631-1:1993.

NOTE: A minimum of 0,1 % of production should be monitored to ensure continuing compliance with the requirements of this standard.

### 4.2 Dimension of racks for dishes and glasses

a) Racks for dishes and glasses used in catering dishwashers shall have the nominal dimensions given in figure 1 and table 1.

NOTE: Due to the different application of the racks for dishes and glasses their height is not standardized.

b) Racks with lateral guide rails can be inserted into units of the standardized insertion elements.

c) Racks provided for washing trays of the standardized dimensions 1/1 shall be open on one side or on both sides.

d) Slide bars for racks shall have the dimensions given in figure 2 and table 1.

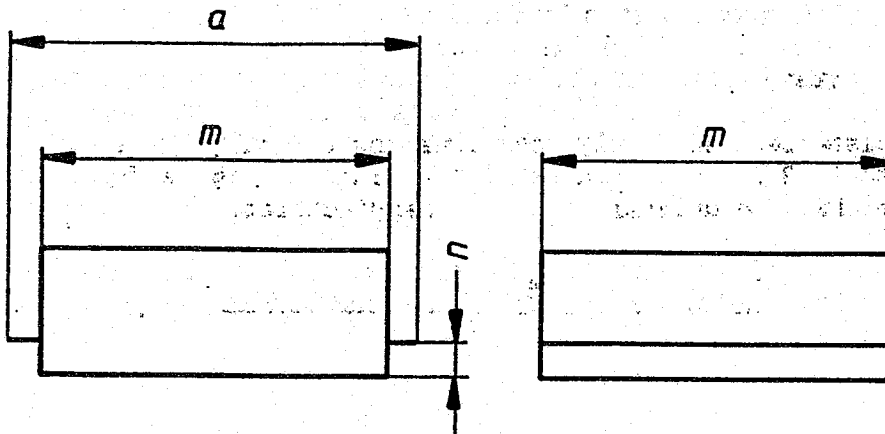


Figure 1: Dimensions of racks



SIST EN 631-2:1997  
<https://standards.itech.ai/catalog/standards/sist/ea5d2fdc-9d8e-45d8-bcb0-cabe1c71bee8/sist-en-631-2-1997>

Figure 2: Dimensions of recommended slide bars for racks

Table 1: Nominal dimensions of racks and slide bars

Dimensions in mm

$a$	$m$	$n$	$o$	$p$
530	500	35	510	$\leq 30$

The tolerances to be applied to the nominal dimensions given in table 1 shall be as follows:

- 0
- a) -2 mm for dimension  $a$ ;
  - b)  $\pm 2$  mm for dimension  $m$  and  $n$ ;


- +2
- c)  $\pm 0$  mm for dimension  $o$ .

Dimensions  $m$  and  $n$ , see figure 1, shall be measured in the middle and at both ends of the rack, dimension  $o$  and  $p$ , see figure 2, shall be measured every

500 mm in the length of the slide bar using a measuring instrument accurate to 0,1 mm.

#### 4.3 Supporting surfaces

The horizontal distances between the supports for catering containers shall be as given in table 2 and shown in figure 3. The drawing is for reference only. The shape shall be determined by the manufacturer.



SIST EN 631-2:1997

<https://standards.iteh.ai/catalog/standards/sist/ea5d2fdc-9d8e-45d8-bcb0-cabc1c71bec8/sist-en-631-2-1997>  
Figure 3: Guide rails

Table 2: Dimensions of horizontal distances of guide rails

Dimensions in mm

Dimension	e	f
Nomenclature		
2/1, 1/1, 2/4	535	12
1/1, 2/3, 1/3, 2/8	330	12

The tolerances to be applied in the nominal dimensions given in table 2 shall be as follows:

- a) +2  
-1 mm for dimension e;
- b)  $\pm 0,5$  mm for dimension f.

Dimensions e and f, see table 2 and figure 3, shall be as measured in the middle and at both ends of the supports using a measuring instrument accurate to 0,1 mm.

## 4.4 Openings and adapter bars

The dimensions of openings of working tables, bains-marie and mobile equipment for the insertion of catering containers shall be as given in table 3 and shown in figure 4. The drawing is for reference only. The shape shall be determined by the manufacturer.

Table 3: Dimensions of openings for standardized insertion elements

Dimensions in mm

Dimension	$g$	$k$
Nomenclature		
2/1	630	510
1/1	510	305

The tolerances to be applied in the nominal dimensions given in table 3 shall be as follows:

- a)  $\pm 1,5$  mm for dimension  $g$ ,  
b)  $\pm 1,5$  mm for dimension  $k$ .

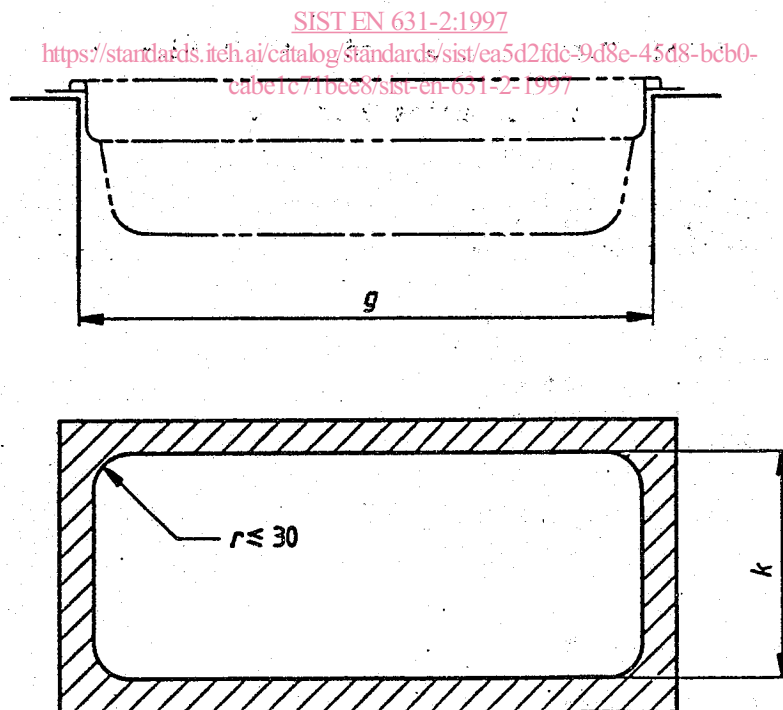


Figure 4: Openings